


Gearhart Public Safety Building Survey

0

Choose... ▼



RESPONDENTS: 704 of 704

Page 1

Q1

 **Export** ▼


What is your name? (optional)

Answered: 416   Skipped: 288

ANSWER CHOICES ▼	RESPONSES ▼
	<div>Responses0.00%0</div>
	<div>Responses0.00%0</div>

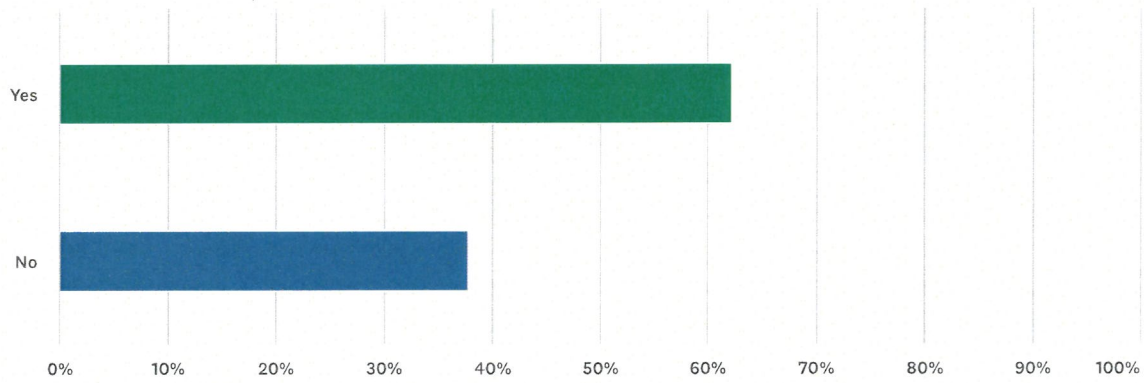
- Question summaries
- Insights and data trends
- Individual responses
- Dashboards

Q2

 **Customize** **Export** ▼

Are you currently a registered voter in the City of Gearhart?

Answered: 704   Skipped: 0



Answer Choices ↓

Percentage ↓

Responses ↓

● Yes

62.22%

438

...

● No

37.78%

266

...

**Total**

**704**

Q3

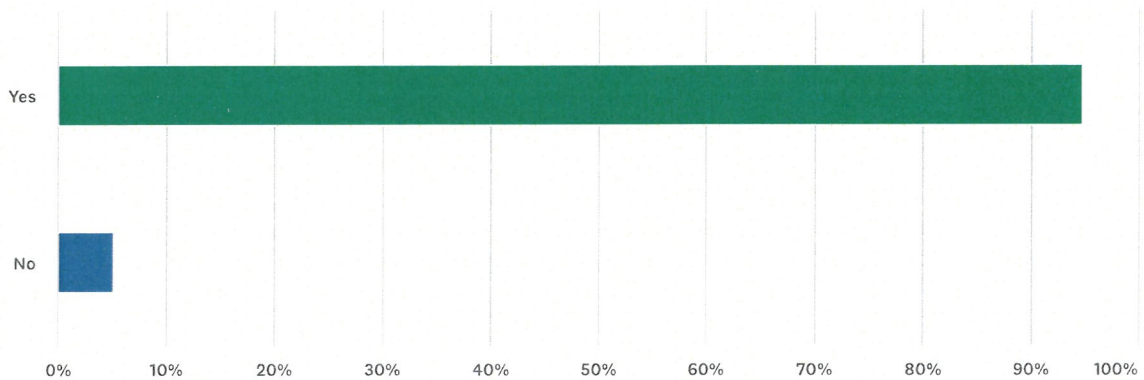


Customize

Export ▼

## Are you a property owner in Gearhart?

Answered: 704 Skipped: 0



Answer Choices ↓

Percentage ↓

Responses ↓

● Yes

94.89%

668

...

● No

5.11%

36

...

**Total**

**704**

Q4

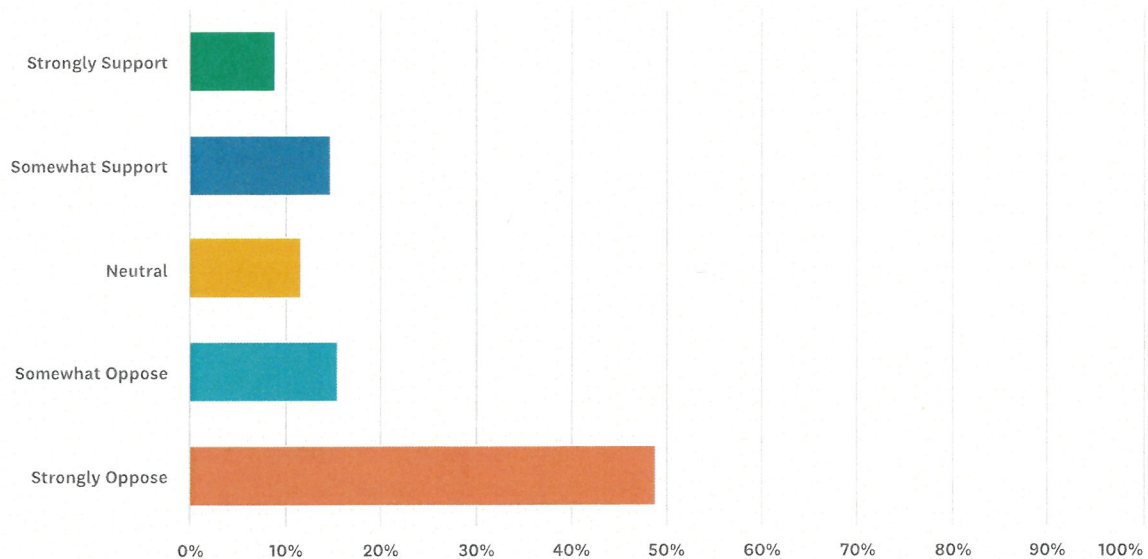


Customize

Export ▼

## How do you feel about this option (A - Current Downtown Project)?

Answered: 704 Skipped: 0



Answer Choices ▼

Percentage ▼

Responses ▼

Strongly Support	8.95%	63	...
Somewhat Support	14.77%	104	...
Neutral	11.65%	82	...
Somewhat Oppose	15.63%	110	...
Strongly Oppose	49.01%	345	...
<b>Total</b>		<b>704</b>	

Q5

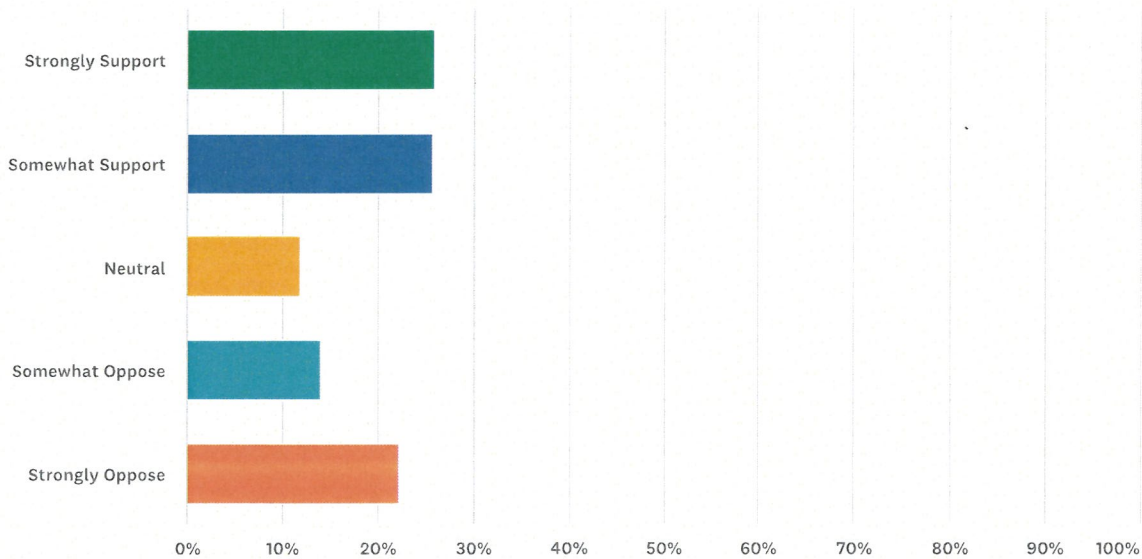


Customize

Export ▼

## How do you feel about this option (B - Remodel Existing Downtown Facilities)?

Answered: 704 Skipped: 0



Answer Choices ↓

Percentage ↓

Responses ↓

<div></div> Strongly Support	25.85%	182	...
<div></div> Somewhat Support	25.71%	181	...
<div></div> Neutral	11.93%	84	...
<div></div> Somewhat Oppose	14.20%	100	...
<div></div> Strongly Oppose	22.30%	157	...
Total		704	

Q6

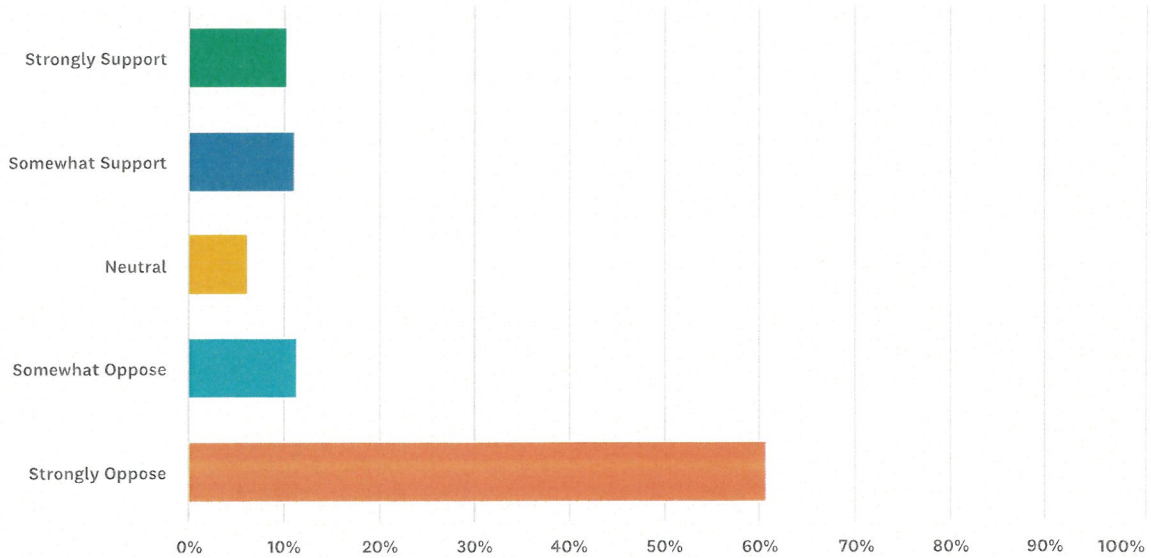


Customize

Export ▼

How do you feel about this option (C - Dunes Meadow Park)?

Answered: 704   Skipped: 0



Answer Choices ↓	Percentage ↓	Responses ↓	
<div></div> Strongly Support	10.37%	73	...
<div></div> Somewhat Support	11.08%	78	...
<div></div> Neutral	6.25%	44	...
<div></div> Somewhat Oppose	11.51%	81	...
<div></div> Strongly Oppose	60.80%	428	...
Total		704	

Q7



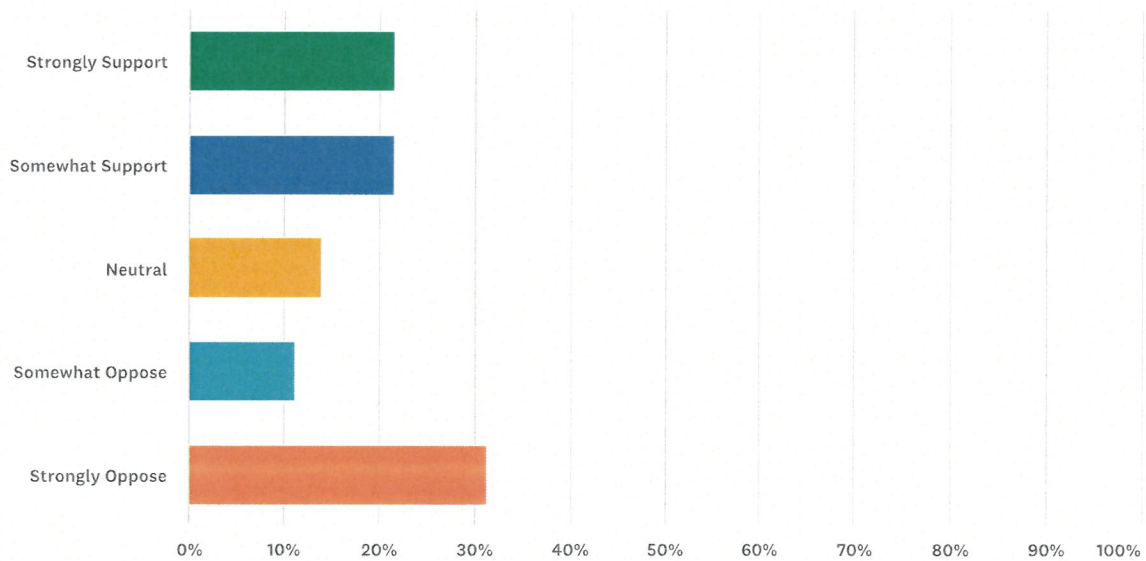
Customize

Export ▼

How do you feel about this option (D - Highland Site)?

Answered: 704   Skipped: 0





Answer Choices ↓

Percentage ↓

Responses ↓

● Strongly Support	21.59%	152	...
● Somewhat Support	21.59%	152	...
● Neutral	14.06%	99	...
● Somewhat Oppose	11.36%	80	...
● Strongly Oppose	31.39%	221	...
<b>Total</b>		<b>704</b>	

Q8

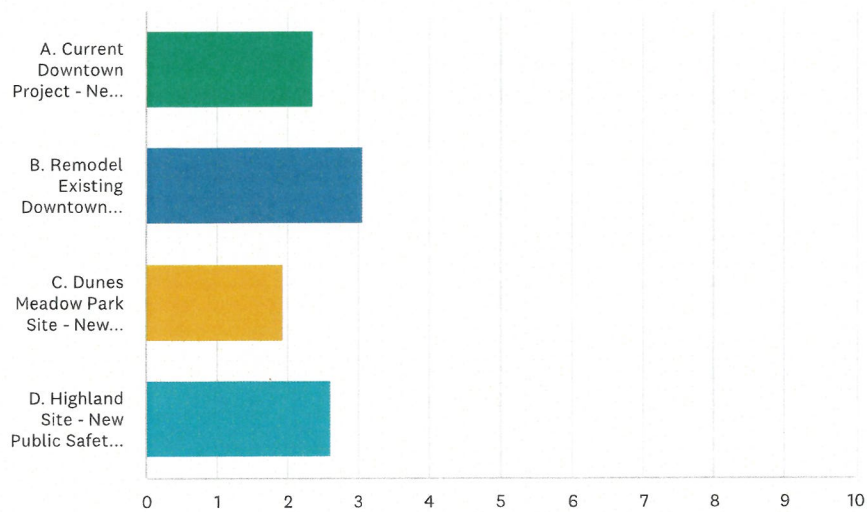


Customize

Export ▼

Rank the four options below in order of your preference.(1 = Most preferred, 4 = Least preferred)

Answered: 704 Skipped: 0



	1	2	3	4	TOTAL	SCORE
▼ A. Current Downtown Project - New Public Safety Building (Fire & Police), new Public Works Building, rebuild City Hall	14.35% 101	29.97% 211	34.23% 241	21.45% 151	704	2.37
▼ B. Remodel Existing Downtown Facilities - Remodel Fire Station, City Hall, and Police Department; new Public Works Building	49.29% 347	20.88% 147	16.48% 116	13.35% 94	704	3.06
▼ C. Dunes Meadow Park Site - New Public Safety Building (Fire & Police) at Dunes Meadow Park (higher ground); Public Works remains downtown, remodel current City Hall	9.09% 64	20.88% 147	24.86% 175	45.17% 318	704	1.94
▼ D. Highland Site - New Public Safety Building (Fire & Police) at Highland site (outside tsunami zone); Public Works remains downtown, remodel City Hall	27.27% 192	28.27% 199	24.43% 172	20.03% 141	704	2.63

Q9

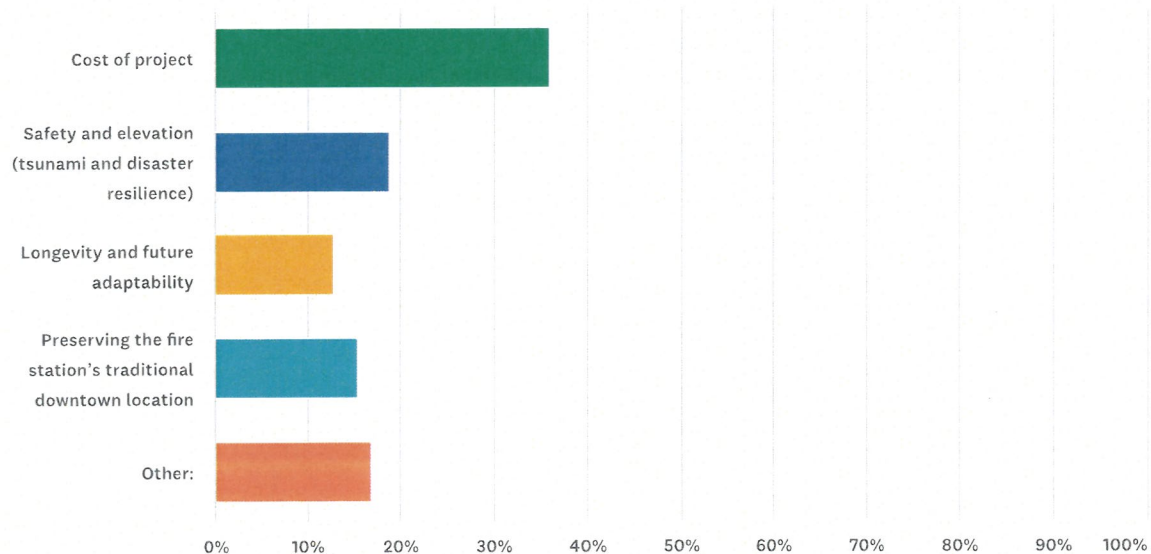


Customize

Export ▼

(select one) What factor matters most to you when choosing an option?

Answered: 704 Skipped: 0



Answer Choices ↓

Percentage ↓

Responses ↓

● Cost of project	35.94%	253	...
● Safety and elevation (tsunami and disaster resilience)	18.89%	133	...
● Longevity and future adaptability	12.78%	90	...
● Preserving the fire station's traditional downtown location	15.48%	109	...
● Other: <a href="#">Show responses</a>	16.90%	119	...

Total

704

How people feel:



Q10

Positive: 15%

Neutral: 48%

Negative: 34%

Undetected: 3%



Export ▼

Please share any additional thoughts, concerns, or suggestions you'd like the City Council to consider.

Answered: 375 Skipped: 329

RESPONSES (375)

WORD CLOUD

TAGS (0)

THEMATIC ANALYSIS

Beta

There are new responses to this question that don't have themes applied yet.

Regenerate

😊 Positive: 9% 😐 Neutral: 23% 😞 Negative: 67% ❓ Undetected: 1%

View details



Site Location Considerations



24%  
16

Project Cost Concerns



21%  
14

Community Engagement and Opposition



12%  
8

Facility Renovation and Access



9%  
6

Tsunami and Earthquake Risks



9%  
6

Public Safety Infrastructure



7%  
5

City Government Criticism



6%  
4

Survey Methodology Concerns



4%  
3

Project Timing Concerns



Shared Services Evaluation



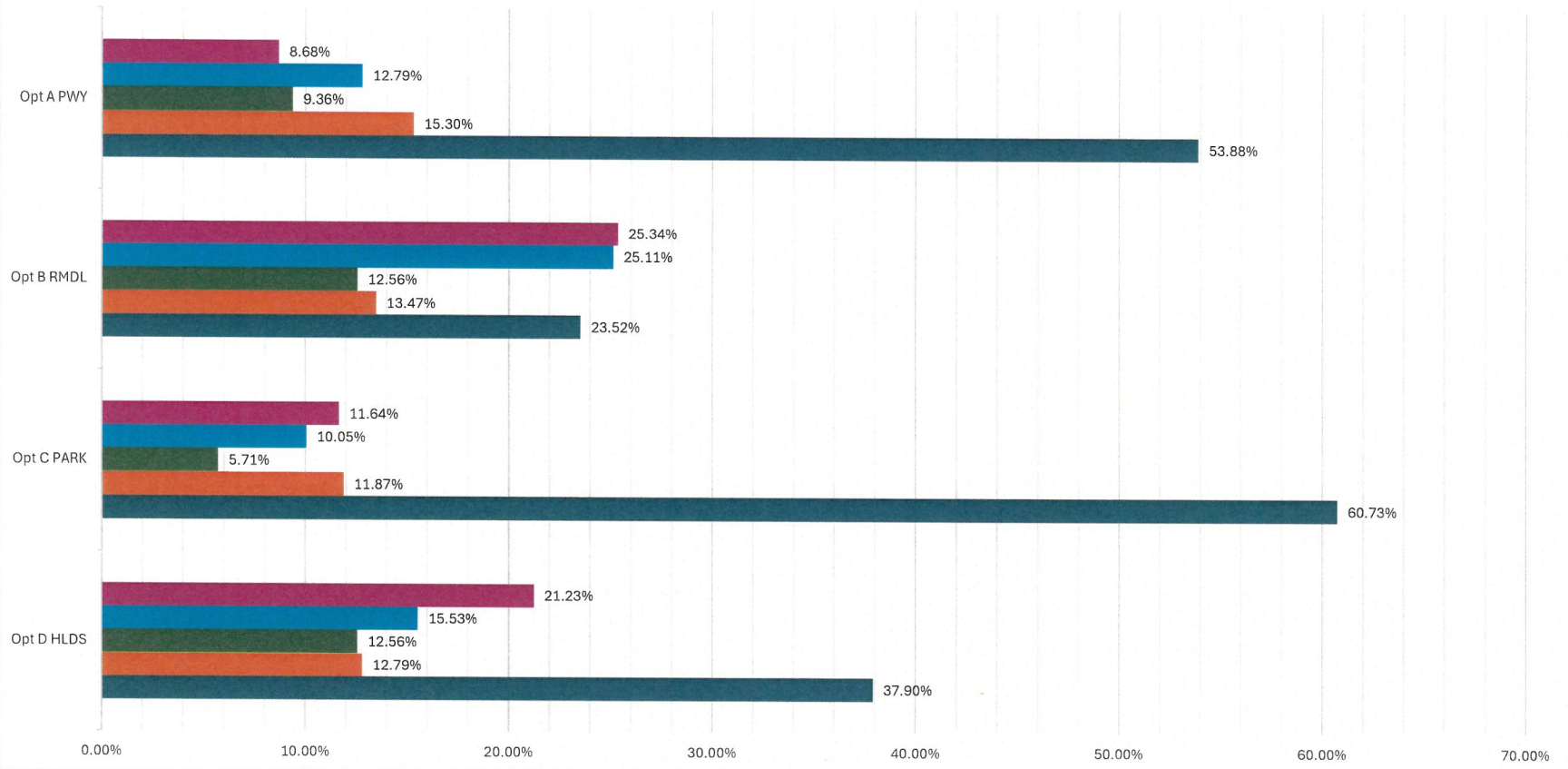
**VOTER OPTIONS**

	438	Strong O	Strong O	Some O	Some O	N	N	Some S	Some S	Strong S	Strong S		
Opt D HLDS		166	37.90%	56	12.79%	55	12.56%	68	15.53%	93	21.23%	438	100.00%
Opt C PARK		266	60.73%	52	11.87%	25	5.71%	44	10.05%	51	11.64%	438	100.00%
Opt B RMDL		103	23.52%	59	13.47%	55	12.56%	110	25.11%	111	25.34%	438	100.00%
Opt A PWY		236	53.88%	67	15.30%	41	9.36%	56	12.79%	38	8.68%	438	100.00%



## Voter Options

Strong S   Some S   N   Some O   Strong O



## **VOTER FACTORS**

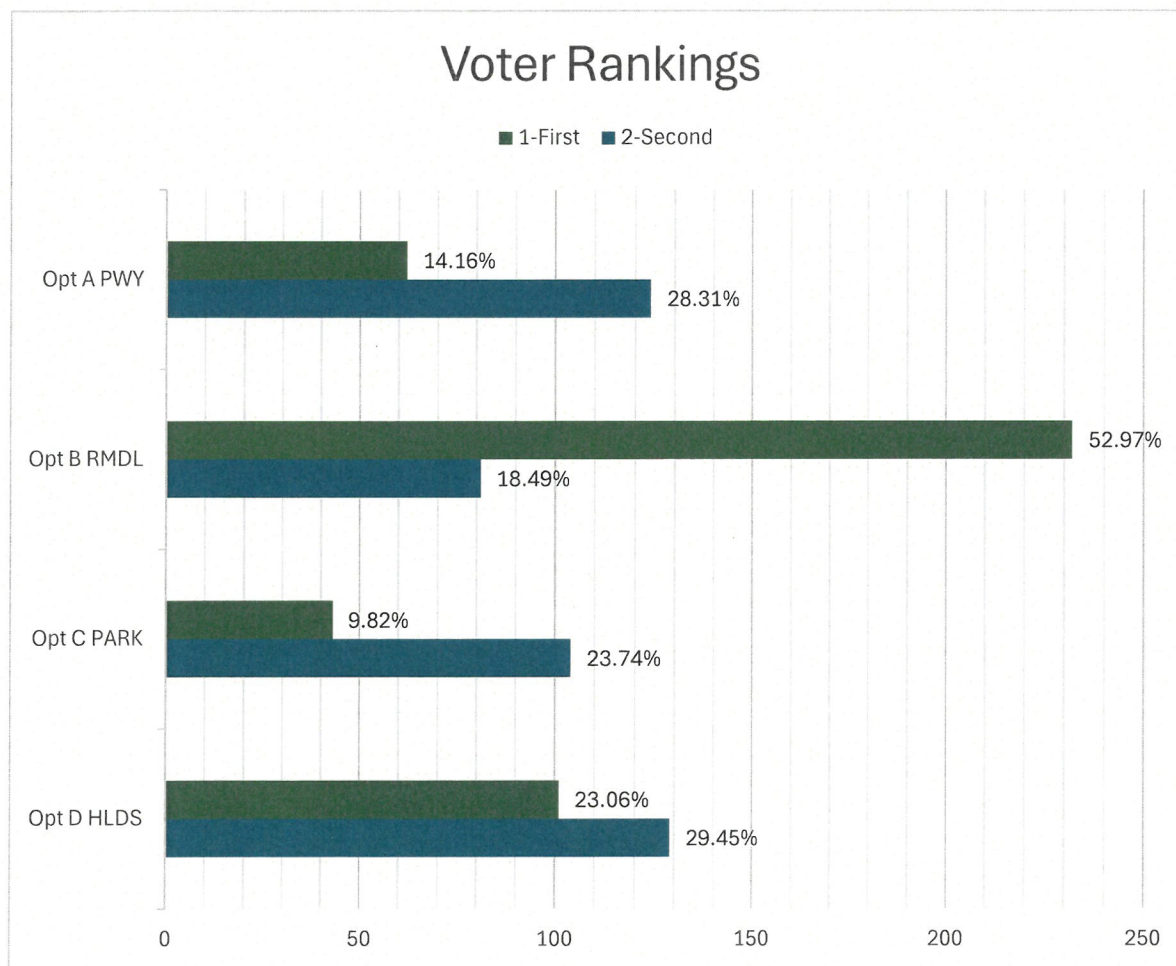
438

Most Important-COST 177 40.41%

Least Imp.-LONGEVITY 61 13.93%

## **VOTER RANKINGS**

	438	2-Second	2	1-First	1
Opt D HLDS	129	29.45%	101	23.06%	
Opt C PARK	104	23.74%	43	9.82%	
Opt B RMDL	81	18.49%	232	52.97%	
Opt A PWY	124	28.31%	62	14.16%	
	438		438		

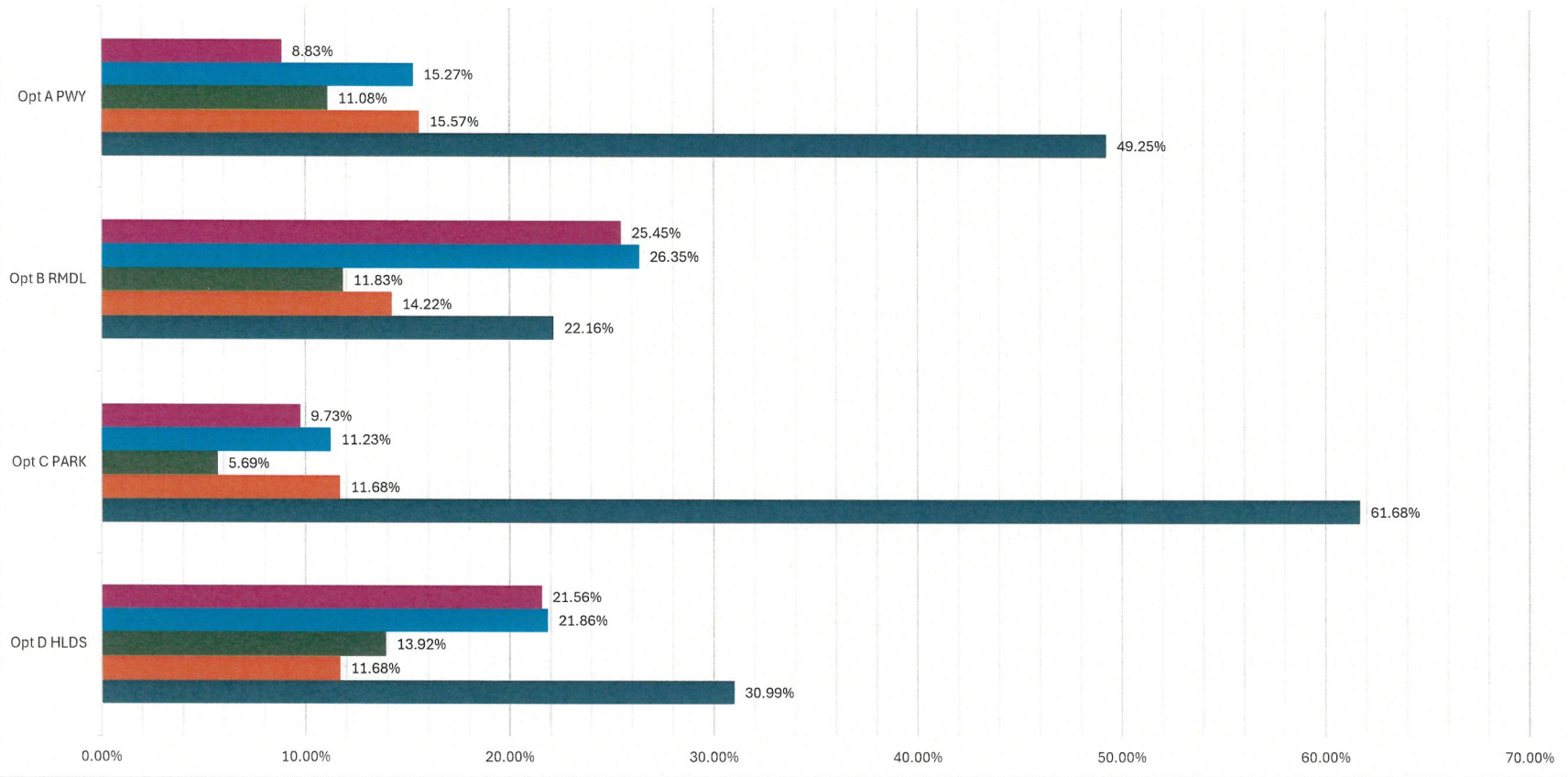


**OWNER OPTIONS**

668	Strong O	Strong O	Some O	Some O	N	N	Some S	Some S	Strong S	Strong S		
Opt D HLDS	207	30.99%	78	11.68%	93	13.92%	146	21.86%	144	21.56%	668	100.00%
Opt C PARK	412	61.68%	78	11.68%	38	5.69%	75	11.23%	65	9.73%	668	100.00%
Opt B RMDL	148	22.16%	95	14.22%	79	11.83%	176	26.35%	170	25.45%	668	100.00%
Opt A PWY	329	49.25%	104	15.57%	74	11.08%	102	15.27%	59	8.83%	668	100.00%

## Owner Options

Strong S   Some S   N   Some O   Strong O





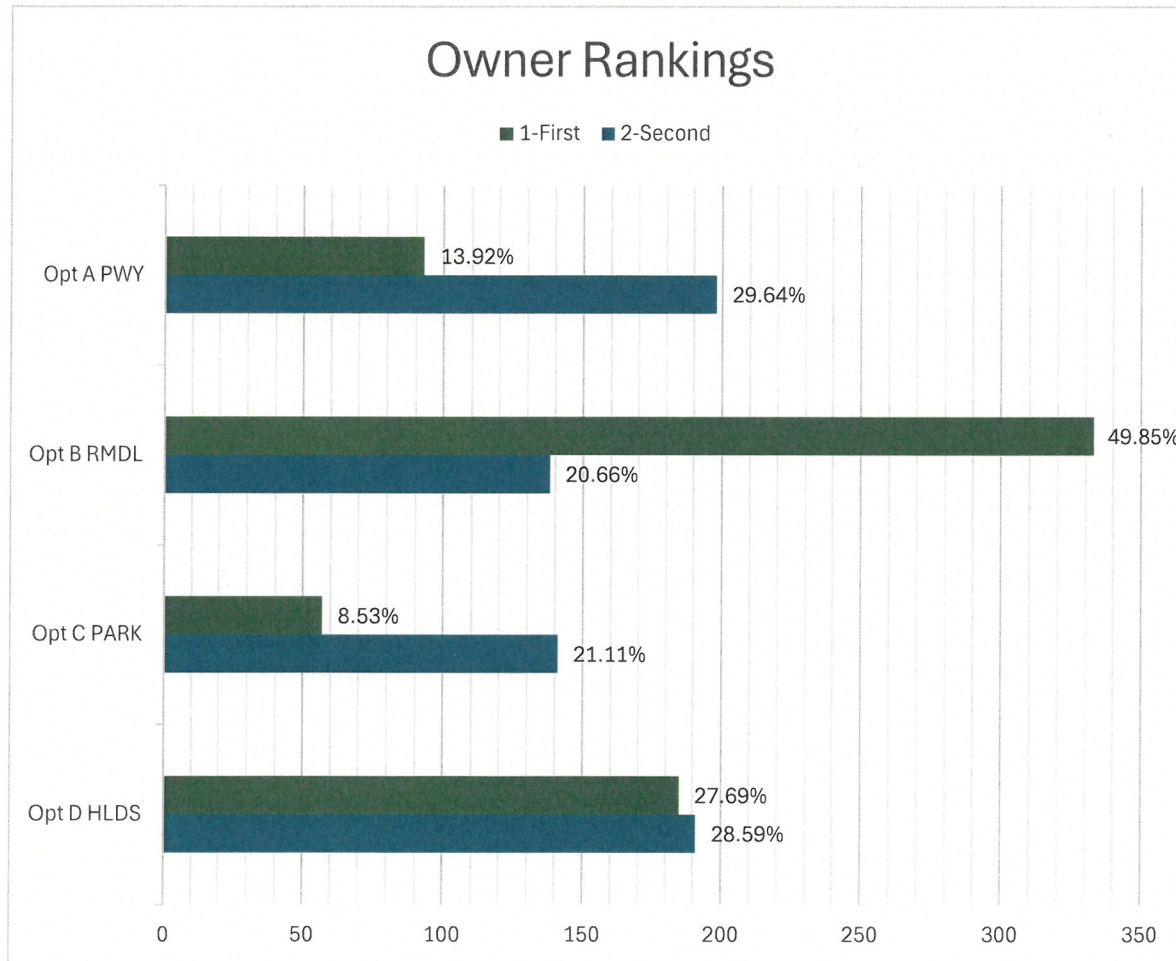
## OWNER FACTORS

668

Most Important-COST	241	36.08%
Least Imp.-LONGEVITY	84	12.57%

## OWNER RANKINGS

668	2-Second	2	1-First	1
Opt D HLDS	191	28.59%	185	27.69%
Opt C PARK	141	21.11%	57	8.53%
Opt B RMDL	138	20.66%	333	49.85%
Opt A PWY	198	29.64%	93	13.92%
668			668	

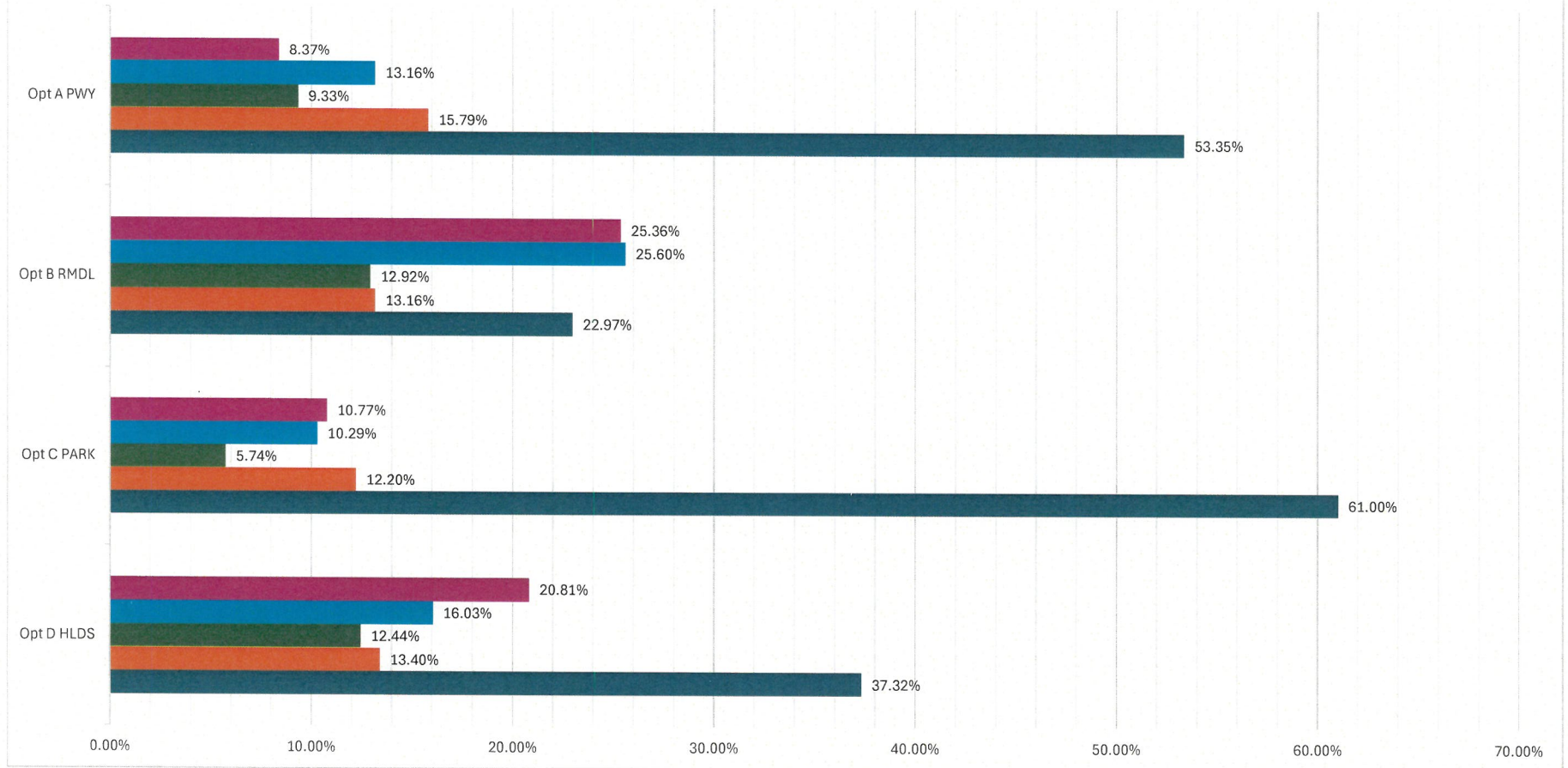


**VOTER/OWNER OPTIONS**

418	Strong O	Strong O	Some O	Some O	N	N	Some S	Some S	Strong S	Strong S		
Opt D HLDS	156	37.32%	56	13.40%	52	12.44%	67	16.03%	87	20.81%	418	100.00%
Opt C PARK	255	61.00%	51	12.20%	24	5.74%	43	10.29%	45	10.77%	418	100.00%
Opt B RMDL	96	22.97%	55	13.16%	54	12.92%	107	25.60%	106	25.36%	418	100.00%
Opt A PWY	223	53.35%	66	15.79%	39	9.33%	55	13.16%	35	8.37%	418	100.00%

## Voter/Owner Options

Strong S   Some S   N   Some O   Strong O



## VOTER/OWNER FACTORS

418

Most Important-COST	171	40.91%
Least Imp.-LONGEVITY	56	13.40%

## VOTER/OWNER RANKINGS

418	2-Second	2	1-First	1
Opt D HLDS	124	29.67%	98	23.44%
Opt C PARK	100	23.92%	38	9.09%
Opt B RMDL	78	18.66%	224	53.59%
Opt A PWY	116	27.75%	58	13.88%
418			418	

