

# **New Emergency Response & Resiliency Station Public Feedback Period & Survey Results Report**

## **Background**

In 2006 a new fire station bond went to a vote. 558 Gearhart citizens voted on the bond. The bond failed 327 to 231. At that time the proposed plan was to build a large building that encompassed a new fire station, police department, city hall, administrative offices, etc.

In 2015 the city council created a citizen committee to look into possible concepts and locations for a new fire station. The committee was made up of 11 volunteer citizens who were tasked with looking at 9 possible locations and make recommendations to the city council. They worked with local architects, geologists, city staff, and state agencies. The committee chose to look at a slimmed down concept encompassing public safety featuring a new fire station and police department. The term public safety building and emergency response and resiliency station was used. This concept will not include a new city hall, city staff administrative offices, or city council chambers.

In 2019 the committee, after years of research on the 9 locations, recommended presenting 3 concept/locations to the public so the public can be engaged in, and help guide the decision making process. On January 29, 2019 the city hosted a town hall meeting and presented 3 locations and facts about each location to the public and began a 3 month public feedback and listening period. Each resident of Gearhart had the opportunity to fill out a survey ranking each location and providing other important feedback. The purpose of the survey was for the public to answer 3 questions:

1. Does the community support a new Emergency Response & Resiliency Station?
2. If so, what location would the community support?
3. How would the community like to fund a new station?

All of the data on each location concept as well as a video of the town hall meeting, town hall slideshow, frequently asked questions was and is available on-line at:

<https://www.cityofgearhart.com/general/webform/new-emergency-response-resiliency-station>

The 3 locations are:

1. Gearhart Park Station (Pacific Way and Marion)
2. Pacific Way Station (Current Location, 670 Pacific Way)
3. High Point Station (1376 North Marion)

## Results

947 complete surveys were tallied during the 3 month feedback period. This includes Gearhart residents, registered voters, property owners, and folks that live outside of Gearhart, including the rural fire protection district. 41 surveys were incomplete and were not counted because of insufficient contact information or survey fields that were blank/incomplete. Those people were contacted for the additional information with no response. These are the results of the surveys broken out into 3 categories:

### **All 947 Total Surveys:**

- 78% support a new station
  - 75.5% support a bond
  - 61.7% support private donations
1. 50.1% support **High Point Station** as their #1 choice.
  2. 38.3% support **Pacific Way Station** (current location) as their #1 choice.
  3. 11.6% support **Gearhart Park Station** as their #1 choice.

### **Residents of Gearhart (Includes full time residents, part time residents, registered voters, and Gearhart property owners.) 839 Total Surveys:**

- 77.6% support a new station
  - 75.6% support a bond
  - 61.3% support donations
1. 50.1% support **High Point Station** as their #1 choice.
  2. 38.3% support **Pacific Way Station** (current location) as their #1 choice.
  3. 11.7% support **Gearhart Park Station** as their #1 choice.

### **Registered Voters of Gearhart. 423 Total Surveys:**

- 82.5% support a new station
  - 79.4% support a bond
  - 63.1% support private donations
1. 52% support **High Point Station** as their #1 choice.
  2. 30.7% support **Pacific Way Station** (current location) as their #1 choice.
  3. 17.3% support **Gearhart Park Station** as their #1 choice.

## **Steps Moving Forward**

With the city councils' direction, the following steps and due diligence can be taken toward the most supported location based on the survey results and public feedback:

1. Joint work session with fire station committee, architectural advisors, geologists, and local and state agencies to begin due diligence and review feedback
2. Negotiations on possible land acquisition
3. Reach out to private donors
4. Geo-technical study
5. Final cost estimates
6. Decision on bond (council would have to make a decision by August 17, 2019 to put a bond on the November 5, 2019 election ballot).
7. Public vote of Gearhart citizens

## **Appendices**

*Sample Feedback Form*

*Survey Results 1*

*Survey Results 2*

*Pie Charts*

*Letter from Tom Horning, Horning Geosciences*

*Letter from Meg Reed, DLCD, Senate Bill 379 Documents*

*947 Survey Feedback Forms*



## GEARHART RESIDENT FEEDBACK FORM

To best serve our community members, we want our residents to help choose the best location for a new Emergency Response & Resiliency Building. **Instructions:** Only mark ONE Yes or No option. Dual selections won't be tabulated. Failure to provide full name and a verifiable address will exclude your responses from final tabulations.

NAME: \_\_\_\_\_

MAILING ADDRESS: \_\_\_\_\_

PHYSICAL ADDRESS: \_\_\_\_\_

EMAIL: \_\_\_\_\_ BEST PHONE# \_\_\_\_\_

1. Are you a registered voter of Gearhart?      YES              NO
2. Do you own property in Gearhart?              YES              NO
3. Are you in support of a new Emergency Response & Resiliency Building in Gearhart?  
YES              NO
4. Taking into account emergency preparedness, proximity to respond, cost, and other pertinent info presented, **please rank in order 1-3** (1 being the best location) which concept/location you believe would *best serve* the needs of our community:

Location A: Gearhart Park Station, rank: \_\_\_\_\_

Location B: Pacific Way Station (current location), rank: \_\_\_\_\_

Location C: High Point Station, rank: \_\_\_\_\_

5. Please provide detailed feedback on why you ranked the locations as you did and provide any other ideas or feedback you wish to help the process moving forward: \_\_\_\_\_

\_\_\_\_\_

\_\_\_\_\_

\_\_\_\_\_

6. In regard to funding, are you supportive of a bond?              YES              NO

7. In regard to funding, would you like to see private donations\* to help cover costs?

YES              NO      *\*If Yes, please provide name and contact information for anyone who may be interested, and the City will reach out.*

\_\_\_\_\_

**Thank you for your feedback! Your opinion is very important to this process.**

**Disclaimer:** The results of this feedback form are for informational purposes only and do not constitute a vote of any kind. This feedback information will be provided to the city council and will result in a summary report available to the public. The city council may then choose to vote on putting a new station on a future ballot for a public vote of citizens, seek more information, or do nothing.

New Emergency Response & Resiliency Station Feedback Results

<b>Total Surveys Talled (ALL SURVEYS)</b>	<b>947</b>
---	------------

Total Surveys *NOT Talled	41
---------------------------	----

*\*Insufficient contact information or survey fields blank/incomplete; No response to call/letter/email from City requesting clarification, or refusal to rank locations*

**ALL SURVEYS**

**#1 Ranked Location**

**C: High Point Station 474 50.1%**

*2nd Choice*

**B: Pacific Way Station 363 38.3%**

*3rd Choice*

**A: Gearhart Park Station 110 11.6%**

YES	NO
Do you SUPPORT A NEW STATION?	
739	208
78.0%	22.0%
Do you SUPPORT A BOND?	
715	232
75.5%	24.5%
Do you SUPPORT PRIVATE DONATIONS?	
584	363
61.7%	38.3%

**RESIDENT SURVEYS ONLY**

**#1 Ranked Location**

**C: High Point Station 420 50.1%**

*2nd Choice*

**B: Pacific Way Station 321 38.3%**

*3rd Choice*

**A: Gearhart Park Station 98 11.7%**

YES	NO
Do you SUPPORT A NEW STATION?	
651	188
77.6%	22.4%
Do you SUPPORT A BOND?	
634	205
75.6%	24.4%
Do you SUPPORT PRIVATE DONATIONS?	
514	325
61.3%	36.9%

<b>Total Resident Surveys Received</b>	<b>839</b>
--	------------

**VOTER SURVEYS ONLY**

**#1 Ranked Location**

**C: High Point Station 220 52.0%**

*2nd Choice*

**B: Pacific Way Station 130 30.7%**

*3rd Choice*

**A: Gearhart Park Station 73 17.3%**

YES	NO
Do you SUPPORT A NEW STATION?	
349	74
82.5%	17.5%
Do you SUPPORT A BOND?	
336	87
79.4%	20.6%
Do you SUPPORT PRIVATE DONATIONS?	
267	156
63.1%	36.9%

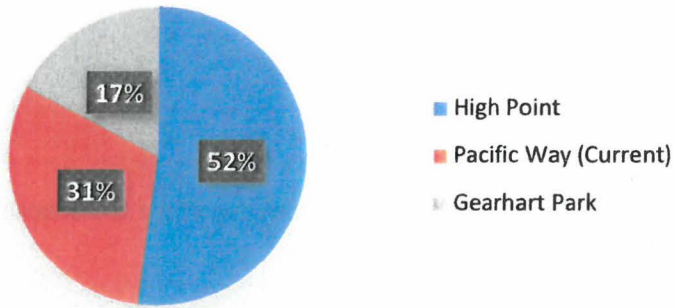
<b>Total Voter Surveys Received</b>	<b>423</b>
-------------------------------------	------------

*New Emergency Response & Resiliency Station Results*

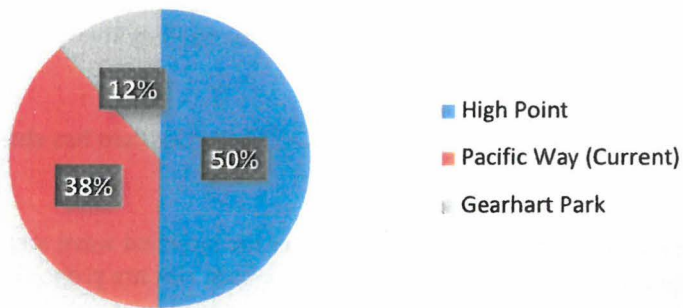
	#1 Ranked Location		#2 Ranked Location		#3 Ranked Location	
ALL SURVEYS Concept A: Gearhart Park Station	110	11.6%	259	30.9%	455	55.6%
ALL SURVEYS Concept B: Pacific Way Station	363	38.3%	291	34.8%	268	32.8%
ALL SURVEYS Concept C: High Point Station	474	50.1%	287	34.3%	95	11.6%
<b>TOTAL:</b>	<b>947</b>		<b>*TOTAL:</b>	<b>837</b>	<b>*TOTAL:</b>	<b>818</b>
Voters Concept A: Gearhart Park Ranking	73	17.3%	121	31.9%	180	48.4%
Voters Concept B: Pacific Way Ranking	130	30.7%	120	31.7%	158	42.5%
Voters Concept C: High Point Ranking	220	52.0%	138	36.4%	34	9.1%
<b>TOTAL:</b>	<b>423</b>		<b>*TOTAL:</b>	<b>379</b>	<b>*TOTAL:</b>	<b>372</b>
Residents Concept A: Gearhart Park Ranking	98	11.7%	215	29.1%	412	57.1%
Residents Concept B: Pacific Way Ranking	321	38.3%	269	36.4%	227	31.4%
Residents Concept C: High Point Ranking	420	50.1%	255	34.5%	83	11.5%
<b>TOTAL:</b>	<b>839</b>		<b>*TOTAL:</b>	<b>739</b>	<b>*TOTAL:</b>	<b>722</b>

**Pie Charts**

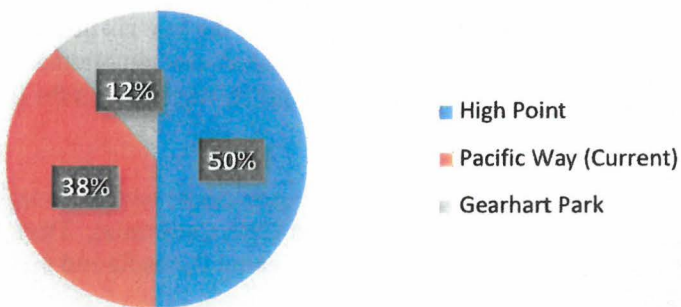
**Registered Voters Location Preference**



**All Residents Location Preference**



**All Surveys Location Preference**



# Horning Geosciences

808 26th Avenue, Seaside, OR 97138

Ph./FAX: (503)738-3738

Email: [horning@pacifier.com](mailto:horning@pacifier.com)



April 22, 2019

Chad Sweet, City Administrator  
City of Gearhart  
PO Box 2510  
Gearhart, OR 97138

RE: Siting the New Fire Station- Response to Recent Criticisms of Gearhart's Selection of the L-1 Tsunami Hazard Scenario

Dear Chad:

Important for choosing a design tsunami scenario for Gearhart is anticipating how high the tsunami flood waters will be. Multiple choices exist. They are based on extensive modeling by the State of Oregon as well as field investigations of tsunami sand deposits by university researchers.

The XXL-1 scenario, which totally floods all of Gearhart and Clatsop Plains, was not chosen, in part because of the futility of dealing with such a catastrophic scenario, but also because it has a very low probability of occurring (once every 10,000 years, or about once in 20 earthquakes).

With encouragement of the Department of Geology and Mineral Industries (DOGAMI), Gearhart has chosen the L-1 scenario. It encompasses 95 percent of the possible flood scenarios.

The M-1 scenario also was not chosen, because it encompasses only 79 percent of the modeled wave scenarios, and exposes the city to fatal consequences if a larger wave (the L-1) were to strike. Lives at risk are proportional to the numbers of buildings flooded for each scenario, shown in the following table.

Tsunami Scenario	Height at Beach	Height at City Hall*	Buildings Flooded
M-1	40 ft	30 ft	832
L-1	60 ft	40 ft	1406

\*- existing fire station floor is 28 ft

Although the M-1 scenario occurs most frequently in DOGAMI simulations, field studies by Curt Peterson (Emeritus Prof. PSU) demonstrate that tsunami waves have been as high as 50 ft in three of the past six quakes. Even higher waves are possible, since later, taller parts of a tsunami surge may not transport sand any farther inland and therefore may fail to leave evidence of their existence. Fifty-foot wave heights are in keeping with the L-1 scenario.

Peterson notes that tsunamis along the middle of the subduction zone (north Oregon coast) have been higher than those at the north and south ends of the subduction zone (Vancouver Island and north California). Thick sediment in the Columbia River submarine fan favors the development of splay faults in central Cascadia and explains why larger tsunamis occur in the vicinity of Clatsop County.



Critics have combined Peterson's wave heights for the last 3000 years from the ends of the subduction zone with those of the central part, making it appear that L-1 waves are extremely rare at Gearhart. This is inappropriate and could lead to choosing to prepare for smaller waves, when larger waves are more likely. Other representations of Peterson's data are not consistent with values tabulated in the article. Explanations have not been given for this discrepancy. Until this happens, it is concluded that the numbers have been changed by accident or not.

Goldfinger (2012) recognizes that earthquakes and tsunamis have occurred in clusters over the last 10,000 years and that we are still in a cluster, which has a mean recurrence period between tsunamis of 330 years. It has been 319 years since the last event in AD 1700. Further field work by Goldfinger (2016) has found that Cascadia tsunamis are more frequent than previously determined and revised the recurrence interval to 340 years, from 410 to 500. While it is not possible to predict when the next quake and tsunami will occur, the average period of time between events is rapidly approaching. It is prudent to make disaster preparations a high priority. Given the severe nature of the consequences, it is reasonable to assume the L-1 Scenario striking within 20 years.

Peterson recommends that "Coastal communities should plan for the maximum paleotsunami run-ups as recorded at the nearest reliable run-up localities." The nearest such site is Cannon Beach, where run-ups of 14 to 16 m (46 to 52 ft) have been determined. This is consistent with the middle of the L-1 wave height scenario. Preparing for this scenario is both reasonable and cautious. The community cannot afford to be wrong.

Thomas S. Horning, CEG E1131  
Horning Geosciences



Expires: 7/1/19

#### References

Goldfinger, C., Nelson, H.C., Morey, A.E., Johnson, J.E., Patton, J.R., Karabanov, E., Gutierrez-Pasto, J., Erickson, A.T., Gracia, E., Dunhill, G., Enkin, R.J., Dallimore, A., and Vallier, T., 2012, Turbidite Event History- Methods and Implications for Holocene Paleoseismicity of the Cascadia Subduction Zone; in Kayen, R., editor, Earthquake Hazards of the Pacific Northwest Coastal and Marine Regions, USGS Professional Paper 1661-F, 184 p.

Goldfinger, C., Galer, S., Beeson, F., Hamilton, T., Black, B., Romsos, C., Patton, J., Nelson, C.H., Hausmann, R., and Morey, A.; 2016; The importance of site selection, sediment supply, and hydrodynamics: A case study of submarine paleoseismology on the northern Cascadia margin, Washington USA; Marine Geology, 36 p., in press.

Peterson, C.D., Carver, G.A., Clague, J.J., and Cruikshank, K.M., 2015, Maximum-recorded overland run-ups of major nearfield paleotsunamis during the past 3000 years along the Cascadia margin, USA, and Canada; Natural Hazards- Journal of the International Society for the Prevention and Mitigation of Natural Hazards; DOI 10.1007/s11069-015-1690-7; April 1, 2015; 22 p.

Priest, G.R., Goldfinger, C., Wang, K., Witter, R.C., Zhang, Y., and Baptista, A.M.; 2009; Tsunami Hazard Assessment of the Northern Oregon Coast: a multi-deterministic approach tested at Cannon Beach, Clatsop County, Oregon; Special Paper 41; State of Oregon Department of Geology and Mineral Industries; 81 pages, plus appendices.

Priest, G.R., Stimely, L.L., Madin, I.P., and Watzig, R.J, 2015, Local Tsunami Evacuation Analysis of Seaside and Gearhart, Clatsop County, Oregon; Open File Report O-15-02; Oregon Department of Geology and Mineral Industries; 36 p.

Tsunami Inundation Map, Clat 08, (2013); Tsunami Inundation Maps for Seaside and Gearhart, Plate 1.

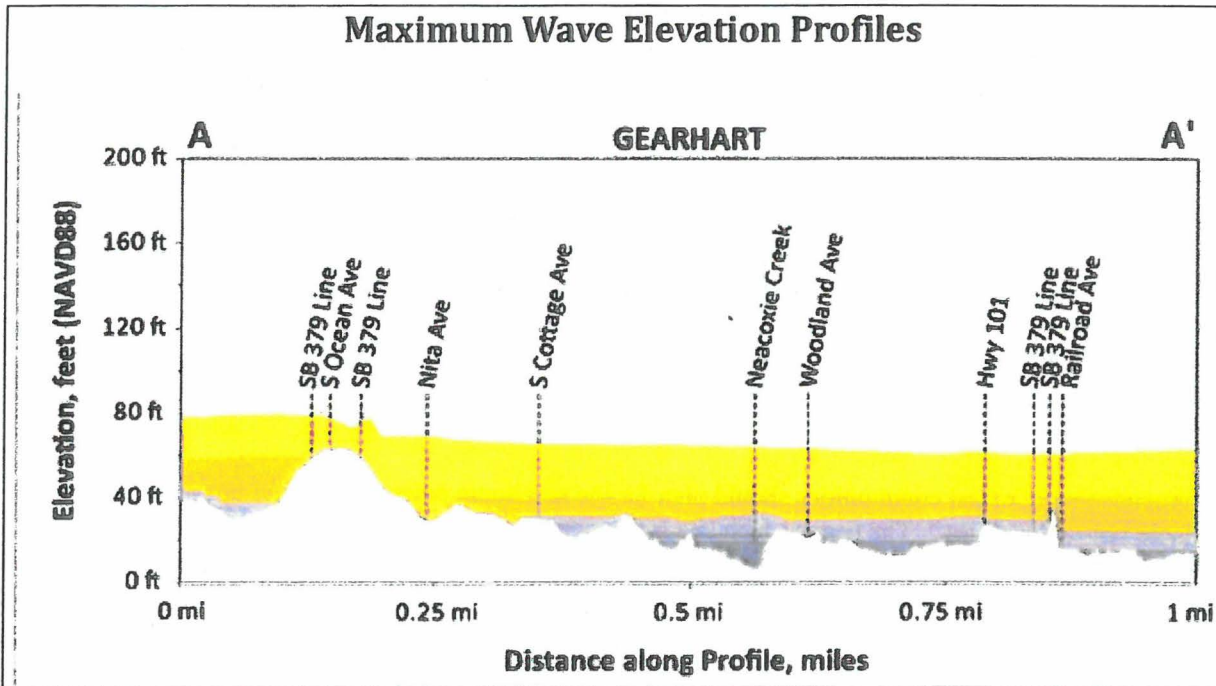


Figure 1: Modeled tsunami inundation of Gearhart, as shown for a profile that runs east-west at E Street. Wave run-up scenarios are color-coded. Dark purple- Small. Light purple- Medium. Dark mustard yellow- Large. Medium yellow- Extra-Large. Light canary yellow- Extra-Extra Large. Note that the Large Scenario (L-1) is approximately 60 ft high on the west side of the western dune ridge, but is only about 40 ft high at Cottage Avenue. Water depth at the present fire station is about 10 ft. From the Tsunami Inundation Map Seaside-Gearhart (2013).

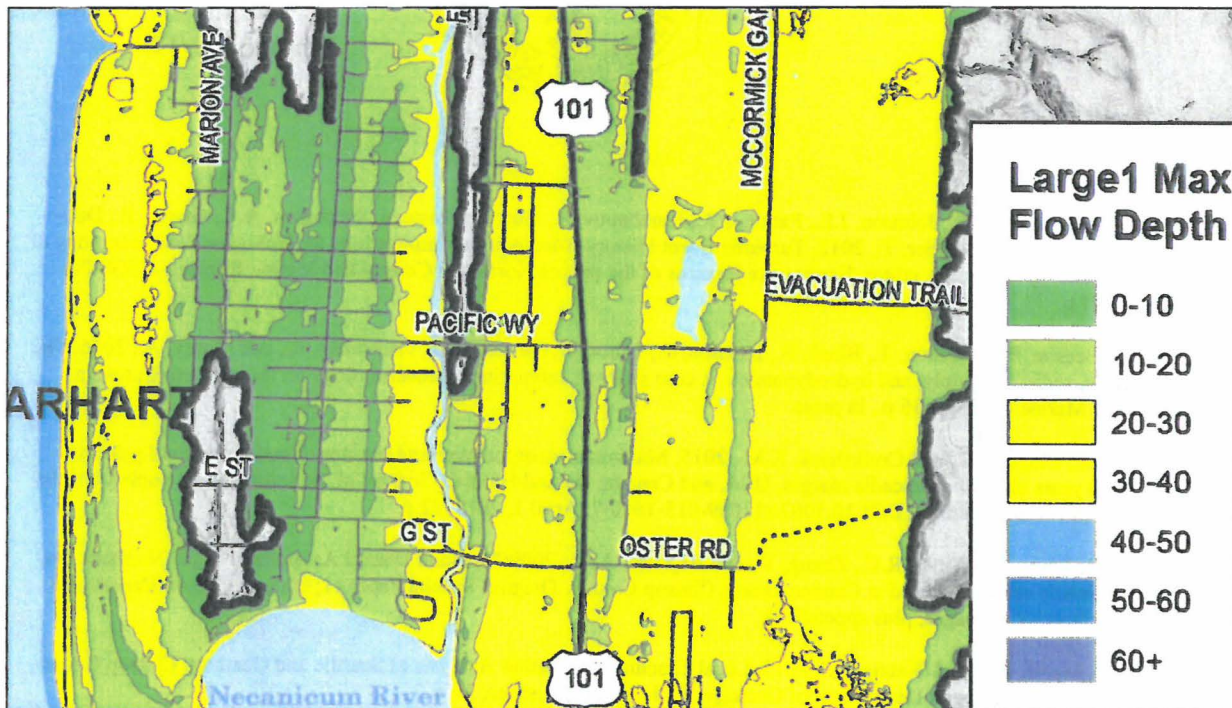


Figure 2: Water flow depth for L-1 Scenario; water depth at present fire station site is about 10 to 15 ft deep; after Priest and others (2015).

	Entire Map Area	City of Gearhart	City of Seaside	Unincorporated Areas
<b>Total Buildings</b>	6,620	1,729	4,611	280
<b>Buildings within Tsunami Zones*</b>				
Small	3,885	310	3,573	2
Medium	5,006	832	4,127	47
Large	5,759	1,406	4,225	128
Extra Large	6,227	1,729	4,343	155
Extra Extra Large	6,287	1,729	4,350	208
<b>Percent of Buildings within Tsunami Zones</b>				
Small	58.7%	17.9%	77.5%	0.7%
Medium	75.6%	48.1%	89.5%	16.8%
Large	87.0%	81.3%	91.6%	45.7%
Extra Large	94.1%	100.0%	94.2%	55.4%
Extra Extra Large	95.0%	100.0%	94.3%	74.3%

Figure 3: Buildings expected to be flooded and/or washed away from tsunamis of various sizes. For the L-1 Scenario, 81 percent of the buildings in Gearhart would be flooded; after the Tsunami Inundation Map Seaside-Gearhart (2013).

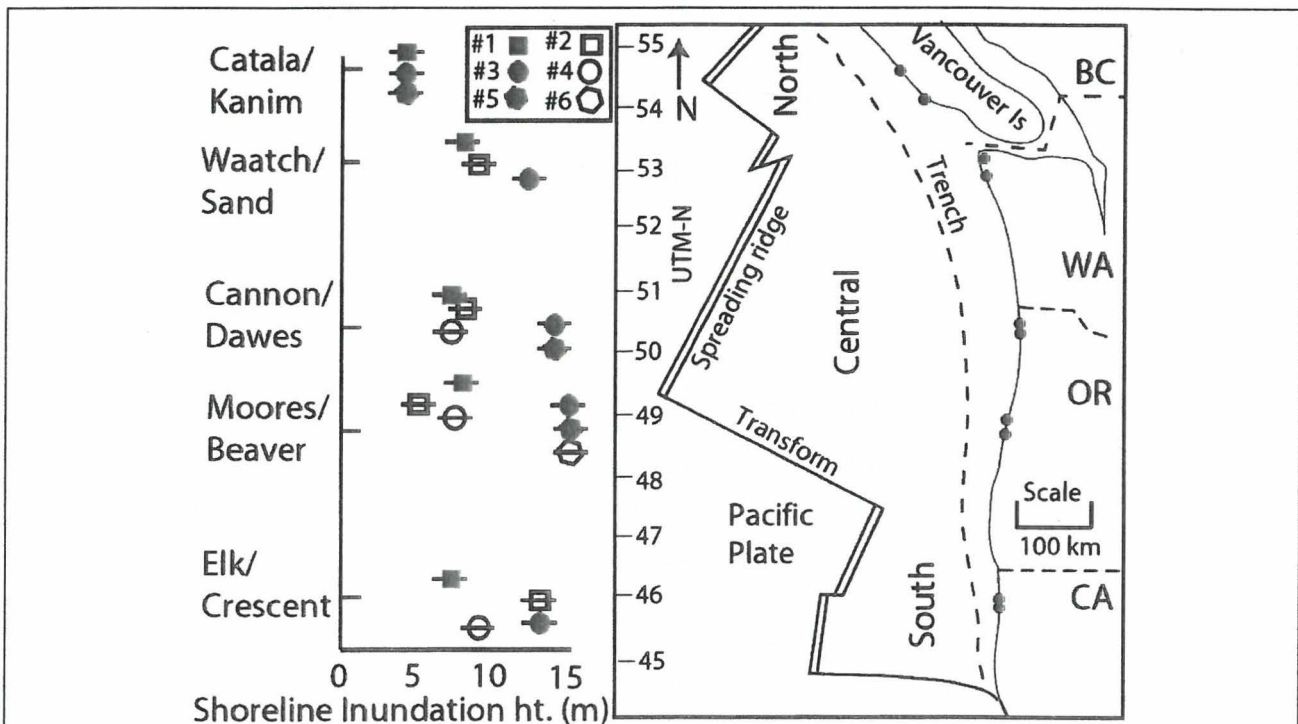


Fig. 6 Estimated shoreline inundation heights (±2 m NAVD88) for major nearfield paleotsunamis along the Cascadia margin over the past 3000 years. Ages of Cascadia rupture events and associated nearfield paleotsunamis are as follows: #1-0.3 ka; #2-1.1 ka; #3-1.3 ka; #4-1.7 ka; #5-2.6 ka; #6-2.8 ka (Tables 1, 2)

Figure 4: Heights for Cascadia tsunamis for the past 3000 years; after Peterson and others (2015). Note that tsunamis for the Cannon Beach area are as high as 14 to 15 meters (as high as 52 ft) for 50 percent of the time.





Figure 4: Tsunami for the L-1 Scenario is modeled to flood to 40 to 42 ft, or to about the roof of the existing fire station. For the M-1 Scenario, water would flood to about 30 ft, or barely into the station. There is some variation in the water height here, because one source of information (TIM Clat 08) is for flooding at E Street, and another shows water depth for this site as greater than 10 ft and less than 20 ft (Priest and others (2015)).



# Oregon

Kate Brown, Governor

Department of Land Conservation and Development

Oregon Coastal Management Program

810 SW Alder Street, Suite B

Newport, OR 97365

[www.oregon.gov/LCD](http://www.oregon.gov/LCD)



April 30, 2019

Mayor Matt Brown  
698 Pacific Way  
PO Box 2510  
Gearhart, OR 97138

Dear Mayor Brown,

We appreciate the opportunity to submit this letter of support and commendation for the City of Gearhart's efforts to become a more resilient community. The City of Gearhart is a highly valued partner of the Oregon Coastal Management Program and a leader amongst Oregon's coastal communities in planning for a Cascadia Subduction Zone earthquake and tsunami. We laud the city for its efforts to implement a robust citizen education and engagement process to elicit feedback on whether to rebuild and relocate the Gearhart fire station, not only to rebuild an essential community asset for day-to-day functionality, but also to assess its exposure to a local tsunami and build more resiliently. We look forward to continued collaboration with the city on this project, as well as other planning and community development endeavors to address natural hazard risks.

After several months of collecting community feedback on three proposed fire station locations, it is our understanding that the Highpoint location is the community choice. This location is the most tsunami-resilient location of the three and we support the city's efforts to move forward with this location. A location above 50 feet in elevation in Gearhart is above the "large" tsunami scenario as modeled by the Oregon Department of Geology and Mineral Industries. The large scenario represents 95% of the variability of the next subduction zone earthquake and tsunami event, which means that it is likely that a tsunami in Gearhart will be that level of tsunami inundation or less. We are hopeful that by building a new fire station above 50 feet in elevation, the new building will be a community resource for recovery and resiliency after such an event.

Thank you for the opportunity to be part of this important community decision. We applaud the city's efforts to understand and mitigate for local tsunami risks and will continue to partner with the city on this and other efforts moving forward.

Sincerely,

Meg Reed, Coastal Shores Specialist  
Oregon Coastal Management Program  
Department of Land Conservation and Development

Tsunami Hazard Map of the  
Gearhart Quadrangle,  
Clatsop County, Oregon

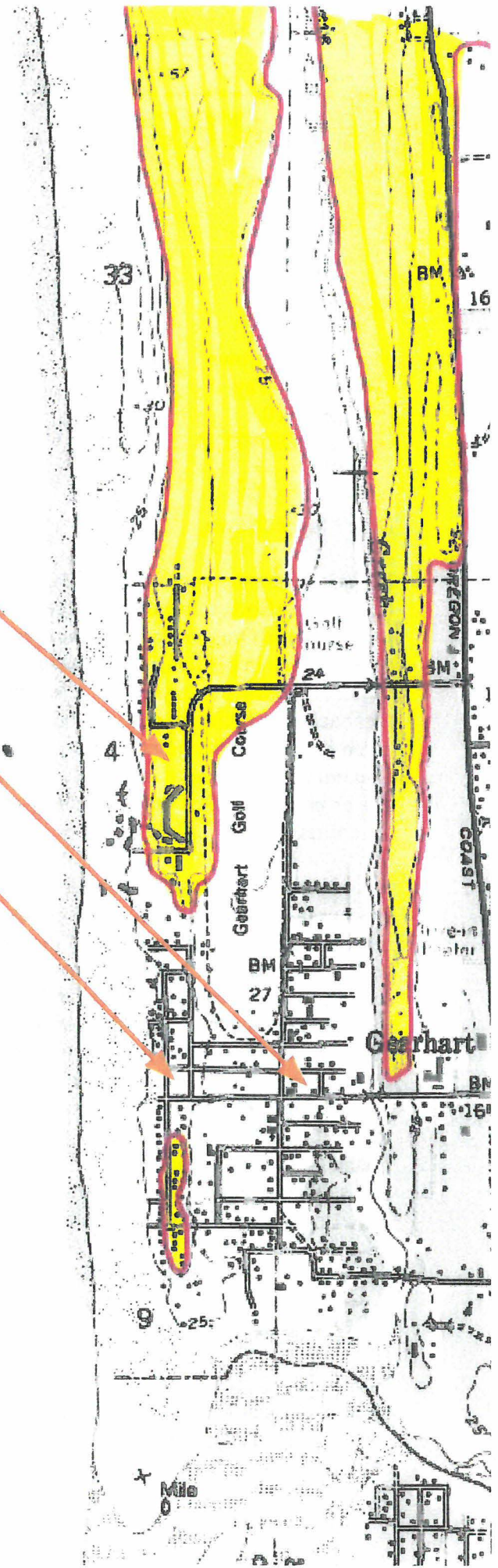
Highpoint Station

Pacific Way Station  
(Current Location)

Gearhart Park Location

Map From State Of Oregon  
Dept. Of Geology And  
Mineral Industries

United States Dept. Of The  
Interior Geological Survey



### DISCLAIMER

This product is for informational purposes and may not have been prepared for or be suitable for legal, engineering, or surveying purposes. Users of this information should review or consult the primary data and information sources to ascertain the usability of the information. This publication cannot substitute for site-specific investigations by qualified practitioners. Site-specific data may give results that differ from the results shown in the publication.

Oregon Department of Geology and Mineral Industries Open-File Report O-14-09  
Published in conformance with ORS 516.030

For copies of this publication or other information about Oregon's geology and natural resources, contact:

Nature of the Northwest Information Center  
800 NE Oregon Street, Suite 965  
Portland, Oregon 97232  
(971) 673-2331  
<http://www.naturenw.org>

For additional information:  
Administrative Offices  
800 NE Oregon Street, Suite 965  
Portland, OR 97232  
Telephone (971) 673-1555  
Fax (971) 673-1562  
<http://www.oregongeology.org>  
<http://www.oregon.gov/DOGAMI/>

## ABSTRACT

This data release provides digital versions of Oregon's tsunami regulatory line and supplemental georeferenced digital scans of the official regulatory paper maps. In 1995 the Oregon Department of Geology and Mineral Industries (DOGAMI) created the official tsunami regulatory maps for implementing Oregon Revised Statutes (ORS) [455.446](#) and [455.447](#). These statutes were enacted as a result of Oregon Senate Bill 379 resulting in the commonly used reference "SB 379 maps" and "SB 379 line." The official regulatory line is shown on paper maps published by DOGAMI. These paper maps depict the line in red on a black and white U.S. Geological Survey topographic basemap. GIS users often need to show a non-regulatory version on maps or to use a polygon version for GIS analysis. DOGAMI has created an unofficial but accurate vector line and polygon version of the regulatory line, and this publication makes those data available. Extra care was taken by DOGAMI to note line artifacts or errors resulting from map edges where the tsunami regulatory line is not reflected. This publication also includes georeferenced digital images of the regulatory maps that were used to create the vector data. Details on the processing steps used to create these products are provided in this report.

## INTRODUCTION

The 1995 session of the Oregon Legislature passed Senate Bill 379 (SB 379), which required the regulation of development in areas of Oregon's coast susceptible to tsunami inundation. The resulting Oregon Revised Statutes (ORS) [455.446](#) and [455.447](#) use the Oregon Building Code to limit the construction of certain critical and essential facilities in the tsunami inundation zone (Olmstead, 2003). In 1995, DOGAMI created the official regulatory maps that show the line below which the regulations are in force (commonly called the SB 379 line). The maps show a single tsunami inundation line on U.S. Geological Survey (USGS) 7.5-minute quadrangle topographic maps. Those maps were published by DOGAMI as 56 individual maps covering the entire coast (DOGAMI Open-File Reports O-95-9-66 and O-97-31, 32; Priest, 2000) with a companion open-file report (O-95-67, Priest, 1995) describing how the regulatory maps were made.

GIS users often need to show a vector digital version of the regulatory line the line on maps or to use a polygon version for GIS analysis. The intent of this digital data release is to provide a seamless, statewide digital approximation of the SB 379 line as GIS files in vector line and polygon formats for use on maps and in GIS analysis. This publication makes those data available and also provides copies of the digital image files that are used to plot the regulatory maps. These images are provided as georeferenced TIFF files and are not considered the official regulatory maps. While the official regulatory line is the line shown on the regulatory maps, it did not originate digitally, so there is no official digital version of the regulatory line. However, this digital product, which closely aligns with the regulatory line on the official maps, can be used for GIS purposes. There have been other digital files representing SB 379 in the GIS data sphere, but they typically do not hold true to the line on the regulatory maps; nor do they properly show alignment errors at the paper map edges. DOGAMI has taken great care to represent these artifacts within the data attributes as well as to ensure that the vector line lies within the official line on the scans of the paper maps.

This product only provides GIS versions of the SB 379 line; it does not replace the need for consultation with local building code officials regarding sites for new essential and special occupancy structures as required by Senate Bill 379 (ORS 455.446 and 455.447). The data are not recommended for site-specific land use and engineering decisions.



## **GEOREFERENCING METHODOLOGY**

It is common to have scanned maps that do not contain spatial information about where the area represented is located on the surface of the Earth. Therefore, in order to use the maps in conjunction with other spatial data, one must align them to a map coordinate system. The official regulatory lines were inked by hand onto greenline Mylar® copies of the USGS 7.5-minute topographic maps. Digital scans in .PRN format that originated from the Mylar originals are used to print paper copies of the regulatory maps (red line on black and white base) but are not georeferenced. These digital images needed to be georeferenced in order to create vector files of the SB 379 line that could be used in GIS applications.

DOGAMI georeferenced the raster map images using Esri ArcGIS® software by linking the rasters to existing spatial data using multiple reference points. These points link the unprojected file to a target dataset and assign coordinate information. The control point locations were spread out equally over the raster in order to improve the accuracy of the resulting file. Georeferenced data are only as accurate as the data to which they are aligned. Therefore, selecting proper target data is an essential step in the georeferencing process.

DOGAMI used official USGS 7.5-minute digital raster graphic files (DRGs) as the target data, as the DRGs would allow for the most precise alignment of the scanned SB 379 maps. The geographic extents of the DRGs are identical to the paper SB 379 maps. Because the DRGs were created using the Universal Transverse Mercator (UTM), zone 10N projection and 1927 North American Datum (NAD27), DOGAMI georeferenced the SB 379 maps to the UTM, Zone 10N projection, NAD27 datum.

DOGAMI used 15 control points spread across each map to achieve the most accurate result. Four of these points were placed at each corner of the map, four were placed at the central tick marks, and the remaining seven points were placed near the SB 379 red line. Most of the control points were placed at unique geographic points, such as (township, range) section corners or benchmarks, while others were placed at identical features found on both maps.

The georeferenced rasters were rectified (made permanent) as TIFF files and checked for accuracy and alignment errors. The files were also checked for horizontal consistency between adjacent map sheets, as well as for proper alignment of features represented within the maps. If errors were found, the files were either georeferenced again or were left "as is" if the errors were small and were unlikely to be corrected through the georeferencing process.

The control points used during this process were saved to text files and archived. The DOGAMI analysts also created pyramids for each TIFF using nearest-neighbor resampling. All files are 3-band TIFF files with no compression.

## **GEOREFERENCED MAPS NAMING CONVENTION**

The original SB 379 scanned paper maps were released as 58 individual DOGAMI open-file reports. The original maps are numbered by the year they were published and typically in sequential order. After the original publication in 1995, the established tsunami line was changed in 1997 by action of the Governing Board of the Oregon Department of Geology and Mineral Industries. Consequently, two (O-95-39 and O-95-42) of the original 58 quadrangle maps were withdrawn and two (O-95-40 and O-95-41) were replaced by modified versions published as O-97-31 and O-97-32, providing 56 maps in total.

The georeferenced TIFF files provided in this publication follow the same numbering scheme as the original published maps for consistency between the original files and the new georeferenced version.

### **VECTOR FILE CREATION METHODOLOGY**

One of the primary purposes for publishing these digital vector data is that others have created and distributed versions that contain errors or misrepresentations of the SB 379 line. DOGAMI has taken extra care to ensure that the vector lines in this publication match the original lines on the regulatory maps and therefore existing errors found on the paper maps have not been corrected. These errors include instances where the regulatory line does not match across adjacent map boundaries and inconsistencies between the inundation zone depicted on adjacent maps. In order to have a seamless statewide vector line and polygon file for GIS purposes, DOGAMI needed to address these errors. Additional straight-line segments were added to connect lines between adjacent maps as needed and were labeled as artifacts as they are not representations of the official SB 379 regulatory line. The vector line was created using heads-up digitizing from the georeferenced TIFF files. After error checking, the completed file was projected to DOGAMI's standard projection (OR Statewide Lambert Conformal Conic, NAD83 HARN, Intl Feet). The polygon file was created by adding additional perpendicular vector lines to the northernmost and southernmost points that extend several miles into the Pacific Ocean. These lines were then connected by tracing a buffer of the county boundaries with a generalized shoreline in order to form a completely enclosed area. The "Feature To Polygon" tool in the Esri ArcToolBox® was used to convert the lines to polygons. The additional lines added to create an enclosed area for polygon creation are not included in the vector line feature class.

### **FILES INCLUDED IN PUBLICATION**

This publication includes the georeferenced digital images of the original SB 379 maps in TIFF format. Each TIFF has an associated .tfw world file and an .ovr pyramid file. The vector files are provided as feature classes within an Esri .vs 10.1 file geodatabase.

## REFERENCES

Olmstead, D. L., 2003, Development in Oregon's tsunami inundation zone: information guide for developers and local government: Oregon Department of Geology and Mineral industries Open-File Report O-03-05, 17 p. Web: <http://www.oregongeology.org/pubs/ofr/O-03-05.pdf>

Priest, G. R., 1995, Explanation of mapping methods and use of the tsunami hazard maps of the Oregon coast: Oregon Department of Geology and Mineral Industries Open-File Report O-95-67, 95 p. Web: <http://www.oregongeology.org/pubs/ofr/O-95-67.pdf>

Priest, G. R., 2000, Digital reissue of tsunami hazard maps of coastal quadrangles originally mandated by Senate Bill 379 (1995): Oregon Department of geology and Mineral Industries Open-File Report O-00-05, CD-ROM. *This publication contains Open-File Reports O-95-09 through O-95-38; O-95-43 through O-95-66, O-97-31, and O-97-32. From north to south along the Oregon coast, these are:*

O-95-09-Warrenton	O-95-28-Newport North	O-95-49-Bullards
O-95-10-Astoria	O-95-29-Newport South	O-95-50-Riverton
O-95-11-Cathlamet Bay	O-95-30-Toledo South	O-95-51-Bandon
O-95-12-Knapa	O-95-31-Waldport	O-95-52-Bill Peak
O-95-13-Gearhart	O-95-32-Tidewater	O-95-53-Floras Lake
O-95-14-Olney	O-95-33-Yachats	O-95-54-Langlois
O-95-15-Tillamook Head	O-95-34-Heceta Head	O-95-55-Cape Blanco
O-95-16-Arch Cape	O-95-35-Mercer Lake	O-95-56-Sixes
O-95-17-Nehalem	O-95-36-Goose Pasture	O-95-57-Port Orford
O-95-18-Garibaldi	O-95-37-Florence	O-95-58-Ophir
O-95-19-Kilchis River	O-95-38-Tahkenitch Creek	O-95-59-Gold Beach
O-95-20-Netarts	O-97-31-Winchester Bay	O-95-60-Signal Buttes
O-95-21-Tillamook	O-97-32-Reedsport	O-95-61-Cape Sebastian
O-95-22-Sand Lake	O-95-43-Lakeside	O-95-62-Sundown Mountain
O-95-23-Nestucca Bay	O-95-44-Empire	O-95-63-Mack Point
O-95-24-Neskowin	O-95-45-North Bend	O-95-64-Carpenterville
O-95-25-Lincoln City	O-95-46-Cape Arago	O-95-65-Brookings
O-95-26-Devils Lake	O-95-47-Charleston	O-95-66-Mt. Emily
O-95-27-Depoe Bay	O-95-48-Coos Bay	

## 2015 ORS 455.447<sup>1</sup>

# Regulation of certain structures vulnerable to earthquakes and tsunamis

### • rules

(1) As used in this section, unless the context requires otherwise:

(a) "Essential facility" means:

- (A) Hospitals and other medical facilities having surgery and emergency treatment areas;
- (B) Fire and police stations;
- (C) Tanks or other structures containing, housing or supporting water or fire-suppression materials or equipment required for the protection of essential or hazardous facilities or special occupancy structures;
- (D) Emergency vehicle shelters and garages;
- (E) Structures and equipment in emergency-preparedness centers;
- (F) Standby power generating equipment for essential facilities; **and**
- (G) Structures and equipment in government communication centers and other facilities required for emergency response.

(b) "Hazardous facility" means structures housing, supporting or containing sufficient quantities of toxic or explosive substances to be of danger to the safety of the public if released.

(c) "Major structure" means a building over six stories in height with an aggregate floor area of 60,000 square feet or more, every building over 10 stories in height and parking structures as determined by Department of Consumer and Business Services rule.

(d) "Seismic hazard" means a geologic condition that is a potential danger to life and property that includes but is not limited to earthquake, landslide, liquefaction, tsunami inundation, fault displacement, and subsidence.

(e) "Special occupancy structure" means:

- (A) Covered structures whose primary occupancy is public assembly with a capacity greater than 300 persons;
- (B) Buildings with a capacity greater than 250 individuals for every public, private or parochial school through secondary level or child care centers;
- (C) Buildings for colleges or adult education schools with a capacity greater than 500 persons;
- (D) Medical facilities with 50 or more resident, incapacitated patients not included in subparagraphs (A) to (C) of this paragraph;
- (E) Jails and detention facilities; **and**

(F) All structures and occupancies with a capacity greater than 5,000 persons.

- (2) The Department of Consumer and Business Services shall consult with the Seismic Safety Policy Advisory Commission and the State Department of Geology and Mineral Industries prior to adopting rules. Thereafter, the Department of Consumer and Business Services may adopt rules as set forth in ORS 183.325 (Delegation of rulemaking authority to named officer or employee) to 183.410 (Agency determination of applicability of rule or statute to petitioner) to amend the state building code to:
- (a) Require new building sites for essential facilities, hazardous facilities, major structures and special occupancy structures to be evaluated on a site specific basis for vulnerability to seismic geologic hazards.
  - (b) Require a program for the installation of strong motions accelerographs in or near selected major buildings.
  - (c) Provide for the review of geologic and engineering reports for seismic design of new buildings of large size, high occupancy or critical use.
  - (d) Provide for filing of noninterpretive seismic data from site evaluation in a manner accessible to the public.
- (3) For the purpose of defraying the cost of applying the regulations in subsection (2) of this section, there is hereby imposed a surcharge in the amount of one percent of the total fees collected under the structural and mechanical specialty codes for essential facilities, hazardous facilities, major structures and special occupancy structures, which fees shall be retained by the jurisdiction enforcing the particular specialty code as provided in ORS 455.150 (Selective municipal building inspection programs) or enforcing a building inspection program under ORS 455.148 (Comprehensive municipal building inspection programs).
- (4) Developers of new essential facilities, hazardous facilities and major structures described in subsection (1)(a)(E), (b) and (c) of this section and new special occupancy structures described in subsection (1)(e) (A), (D) and (F) of this section that are located in an identified tsunami inundation zone shall consult with the State Department of Geology and Mineral Industries for assistance in determining the impact of possible tsunamis on the proposed development and for assistance in preparing methods to mitigate risk at the site of a potential tsunami. Consultation shall take place prior to submittal of design plans to the building official for final approval. [1991 c.956 §12; 1995 c.79 §229; 1995 c.617 §1; 2001 c.573 §12]

Note: 455.447 (Regulation of certain structures vulnerable to earthquakes and tsunamis) was added to and made a part of 455.010 (Definitions for ORS chapter 455) to 455.740 (Denial of certificate) by legislative action but was not added to any smaller series therein. See Preface to Oregon Revised Statutes for further explanation.

---

<sup>1</sup> Legislative Counsel Committee, *CHAPTER 455—Building Code*, [https://www.oregonlegislature.gov/bills\\_laws/ors/ors455.html](https://www.oregonlegislature.gov/bills_laws/ors/ors455.html) (2015) (last accessed Jul. 16, 2016).

## 2015 ORS 455.446<sup>1</sup>

### Construction of certain facilities and structures in tsunami inundation zone prohibited

- establishment of zone
- rules
- exceptions

- (1) (a) New essential facilities described in ORS 455.447 (Regulation of certain structures vulnerable to earthquakes and tsunamis) (1)(a)(A), (B) and (G) and new special occupancy structures described in ORS 455.447 (Regulation of certain structures vulnerable to earthquakes and tsunamis) (1)(e)(B), (C) and (E) may not be constructed in the tsunami inundation zone established under paragraph (c) of this subsection. The provisions of this paragraph apply to buildings with a capacity greater than 50 individuals for every public, private or parochial school through secondary level and child care centers.
- (b) The State Department of Geology and Mineral Industries shall establish the parameters of the area of expected tsunami inundation based on scientific evidence that may include geologic field data and tsunami modeling.
- (c) The governing board of the State Department of Geology and Mineral Industries, by rule, shall determine the tsunami inundation zone based on the parameters established by the department. The board shall adopt the zone as determined by the department under paragraph (b) of this subsection except as modified by the board under paragraph (d) of this subsection.
- (d) The board may grant exceptions to restrictions in the tsunami inundation zone established under paragraph (c) of this subsection after public hearing and a determination by the board that the applicant has demonstrated that the safety of building occupants will be ensured to the maximum reasonable extent:
- (A) By addressing the relative risks within the zone.
  - (B) By balancing competing interests and other considerations.
  - (C) By considering mitigative construction strategies.
  - (D) By considering mitigative terrain modification.
- (e) The provisions of paragraph (a) of this subsection do not apply:
- (A) To fire or police stations where there is a need for strategic location; **and**
  - (B) To public schools if there is a need for the school to be within the boundaries of a school district and fulfilling that need cannot otherwise be accomplished.
- (f) All materials supporting an application for an exception to the tsunami inundation zone are public records under ORS 192.005 (Definitions for ORS 192.005 to 192.170) to 192.170 (Disposition of materials without authorization) and must be retained in the library of the department for periods of time determined by its governing board.

(g) The applicant for an exception to the tsunami inundation zone established under paragraph (c) of this subsection shall pay any costs for department review of the application and the costs, if any, of the approval process.

- (2) The definitions in ORS 455.447 (Regulation of certain structures vulnerable to earthquakes and tsunamis) apply to this section.
- (3) The provisions of this section do not apply to water-dependent and water-related facilities, including but not limited to docks, wharves, piers and marinas.
- (4) Decisions made under this section are not land use decisions under ORS 197.015 (Definitions for ORS chapters 195, 196, 197 and ORS 197A.300 to 197A.325) (10). [1995 c.617 §2; 2005 c.22 §329; 2007 c.354 §31]

Note: 455.446 (Construction of certain facilities and structures in tsunami inundation zone prohibited) was enacted into law by the Legislative Assembly but was not added to or made a part of ORS chapter 455 or any series therein by legislative action. See Preface to Oregon Revised Statutes for further explanation.

---

<sup>1</sup> Legislative Counsel Committee, *CHAPTER 455—Building Code*, [https://www.oregonlegislature.gov/bills\\_laws/ors/ors455.html](https://www.oregonlegislature.gov/bills_laws/ors/ors455.html) (2015) (last accessed Jul. 16, 2016).

State of Oregon  
Oregon Department of Geology and Mineral Industries  
Vicki S. McConnell, State Geologist

OPEN-FILE REPORT O-14-09

## REDIGITIZED GIS DATA APPROXIMATING THE OREGON SENATE BILL 379 (SB 379) TSUNAMI REGULATORY LINE

By Rachel L. Smith<sup>1</sup> and Sean G. Pickner<sup>2</sup>  
Oregon Department of Geology and Mineral Industries



2014

<sup>1</sup>Now at: Washington State Department of Transportation, Olympia

<sup>2</sup>Now at: David Evans and Associates, Inc. , Portland, Oregon

Publication contact: Ian P. Madin, DOGAMI, email [ian.madin@state.or.us](mailto:ian.madin@state.or.us)





CITY OF  
GEARHART

To best serve  
Response  
Failure

NAME: \_\_\_\_\_

MAILING \_\_\_\_\_

✓ PHYSICAL \_\_\_\_\_

EMAIL: \_\_\_\_\_

1. Are you a registered voter of Gearhart? YES NO
2. Are you own property in Gearhart? YES NO
3. Are you in support of a new Emergency Response & Resiliency Station in Gearhart?  
YES NO
4. Taking into account emergency preparedness, proximity to respond, cost, and other pertinent info presented, **please rank in order 1-3** (1 being the best location) which concept/location you believe would *best serve* the needs of our community:

Concept A: Gearhart Park Station, rank: 3

Concept B: Pacific Way Station (current location), rank: 1

Concept C: High Point Station, rank: 2

5. Please provide detailed feedback on why you ranked the locations as you did and provide any other ideas or feedback you wish to help the process moving forward: \_\_\_\_\_

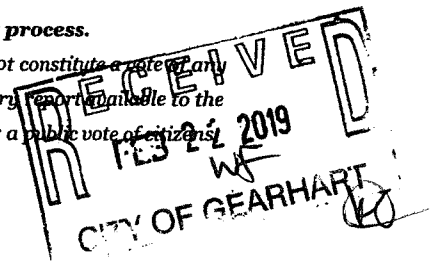
Gearhart spent \$10 million on a water system that has the worst tasting water in Oregon. A new \$10 million fire station is a similar waste of money.

6. Regarding funding, are you supportive of a bond? YES NO
7. Regarding funding, would you like to see private donations\* to help cover costs?  
YES NO

\*If Yes, please provide name and contact information for anyone who may be interested, and the City will reach out.

**Thank you for your feedback! Your opinion is very important to this process.**

**Disclaimer:** The results of this feedback form are for informational purposes only and do not constitute a referendum of any kind. This feedback information will be provided to the city council and will result in a summary report available to the public. The city council may then choose to vote on putting a new station on a future ballot for a public vote of citizens. seek more information, or do nothing.



Does the City understand that "five" will not be the biggest problem after a tsunami?

1. Are you a registered voter of Gearhart?  YES  NO

2. Do you own property in Gearhart?  YES  NO

3. Are you in support of a new Emergency Response & Resiliency Building in Gearhart?  
 YES  NO

4. Taking into account emergency preparedness, proximity to respond, cost, and other pertinent info presented, **please rank in order 1-3** (1 being the best location) which concept/location you believe would *best serve* the needs of our community:

Location A: Gearhart Park Station, rank: 3

Location B: Pacific Way Station (current location), rank: 2

Location C: High Point Station, rank: 1

5. Please provide detailed feedback on why you ranked the locations as you did and provide any other ideas or feedback you wish to help the process moving forward: \_\_\_\_\_  
\_\_\_\_\_  
\_\_\_\_\_

6. In regard to funding, are you supportive of a bond?  YES  NO

7. In regard to funding, would you like to see private donations\* to help cover costs?

YES

NO

*\*If Yes, please provide name and contact information for anyone who may be interested, and the City will reach out.*

**Thank you for your feedback! Your opinion is very important to this process.**

**Disclaimer:** The results of this feedback form are for informational purposes only and do not constitute a vote of any kind. This feedback information will be provided to the city council and will result in a summary report available to the public. The city council may then choose to vote on putting a new station on a future ballot for a public vote of citizens, seek more information, or do nothing.

W/S  
4/18

1. Are you a registered voter of Gearhart?  YES  NO
2. Do you own property in Gearhart? YES  NO
3. Are you in support of a new Emergency Response & Resiliency Building in Gearhart?  
 YES  NO
4. Taking into account emergency preparedness, proximity to respond, cost, and other pertinent info presented, **please rank in order 1-3** (1 being the best location) which concept/location you believe would *best serve* the needs of our community:

Location A: Gearhart Park Station, rank: 3

Location B: Pacific Way Station (current location), rank: 1

Location C: High Point Station, rank: 2

5. Please provide detailed feedback on why you ranked the locations as you did and provide any other ideas or feedback you wish to help the process moving forward: \_\_\_\_\_
- \_\_\_\_\_
- \_\_\_\_\_

6. In regard to funding, are you supportive of a bond?  YES  NO
7. In regard to funding, would you like to see private donations\* to help cover costs?

YES

NO

*\*If Yes, please provide name and contact information for anyone who may be interested, and the City will reach out.*

**Thank you for your feedback! Your opinion is very important to this process.**

**Disclaimer:** The results of this feedback form are for informational purposes only and do not constitute a vote of any kind. This feedback information will be provided to the city council and will result in a summary report available to the public. The city council may then choose to vote on putting a new station on a future ballot for a public vote of citizens, seek more information, or do nothing.

WJ/KC  
4/26

1. Are you a registered voter of Gearhart?  YES  NO

2. Are you own property in Gearhart?  YES  NO

3. Are you in support of a new Emergency Response & Resiliency Station in Gearhart?  
 YES  NO

4. Taking into account emergency preparedness, proximity to respond, cost, and other pertinent info presented, **please rank in order 1-3** (1 being the best location) which concept/location you believe would *best serve* the needs of our community:

Concept A: Gearhart Park Station, rank: ~~1~~ 2

Concept B: Pacific Way Station (current location), rank: 1 3

Concept C: High Point Station, rank: 1

5. Please provide detailed feedback on why you ranked the locations as you did and provide any other ideas or feedback you wish to help the process moving forward: \_\_\_\_\_  
\_\_\_\_\_  
\_\_\_\_\_

6. Regarding funding, are you supportive of a bond?  YES  NO

7. Regarding funding, would you like to see private donations\* to help cover costs?  
 YES  NO

*\*If Yes, please provide name and contact information for anyone who may be interested, and the City will reach out.*

**Thank you for your feedback! Your opinion is very important to this process.**

**Disclaimer:** The results of this feedback form are for informational purposes only and do not constitute a vote of any kind. This feedback information will be provided to the city council and will result in a summary report available to the public. The city council may then choose to vote on putting a new station on a future ballot for a public vote of citizens, seek more information, or do nothing.

WF 4/12  
K

1. Are you a registered voter of Gearhart?     YES                    NO
2. Are you own property in Gearhart?         YES                    NO
3. Are you in support of a new Emergency Response & Resiliency Station in Gearhart?  
 YES                    NO
4. Taking into account emergency preparedness, proximity to respond, cost, and other pertinent info presented, **please rank in order 1-3** (1 being the best location) which concept/location you believe would *best serve* the needs of our community:

Concept A: Gearhart Park Station, rank:   3  

Concept B: Pacific Way Station (current location), rank:   2  

Concept C: High Point Station, rank:   1  

5. Please provide detailed feedback on why you ranked the locations as you did and provide any other ideas or feedback you wish to help the process moving forward: \_\_\_\_\_

Needs to be above tsunami high water prediction.

---

6. Regarding funding, are you supportive of a bond?                     YES                    NO
7. Regarding funding, would you like to see private donations\* to help cover costs?  
YES                     NO

\*If Yes, please provide name and contact information for anyone who may be interested, and the City will reach out.

---

**Thank you for your feedback! Your opinion is very important to this process.**

**Disclaimer:** The results of this feedback form are for informational purposes only and do not constitute a vote of any kind. This feedback information will be provided to the city council and will result in a summary report available to the public. The city council may then choose to vote on putting a new station on a future ballot for a public vote of citizens, seek more information, or do nothing.

WF 10  
2/2

1. Are you a registered voter of Gearhart?  YES  NO
2. Do you own property in Gearhart?  YES  NO
3. Are you in support of a new Emergency Response & Resiliency Building in Gearhart?  
 YES  NO
4. Taking into account emergency preparedness, proximity to respond, cost, and other pertinent info presented, **please rank in order 1-3** (1 being the best location) which concept/location you believe would *best serve* the needs of our community:

Location A: Gearhart Park Station, rank: 1

Location B: Pacific Way Station (current location), rank: 2 ~~X~~

Location C: High Point Station, rank: 3

5. Please provide detailed feedback on why you ranked the locations as you did and provide any other ideas or feedback you wish to help the process moving forward: I would vote #1 for the current location if there was reasonable assurance that equipment could be moved out of harms way of a tidal wave. It seems the 15 minute window (from earthquake to wave hitting us) would be sufficient time
6. In regard to funding, are you supportive of a bond?  YES  NO
7. In regard to funding, would you like to see private donations\* to help cover costs?

YES

NO

\*If Yes, please provide name and contact information for anyone who may be interested, and the City will reach out.

**Thank you for your feedback! Your opinion is very important to this process.**

**Disclaimer:** The results of this feedback form are for informational purposes only and do not constitute a vote of any kind. This feedback information will be provided to the city council and will result in a summary report available to the public. The city council may then choose to vote on putting a new station on a future ballot for a public vote of citizens, seek more information, or do nothing.

*Handwritten initials/signature*

1. Are you a registered voter of Gearhart?  YES NO
2. Do you own property in Gearhart?  YES NO
3. Are you in support of a new Emergency Response & Resiliency Building in Gearhart?  
 YES NO

4. Taking into account emergency preparedness, proximity to respond, cost, and other pertinent info presented, **please rank in order 1-3** (1 being the best location) which concept/location you believe would *best serve* the needs of our community:

Location A: Gearhart Park Station, rank: 2

Location B: Pacific Way Station (current location), rank: 3

Location C: High Point Station, rank: 1

5. Please provide detailed feedback on why you ranked the locations as you did and provide any other ideas or feedback you wish to help the process moving forward: \_\_\_\_\_

---



---



---

6. In regard to funding, are you supportive of a bond?  YES NO

7. In regard to funding, would you like to see private donations\* to help cover costs?

YES

NO

*\*If Yes, please provide name and contact information for anyone who may be interested, and the City will reach out.*

**Thank you for your feedback! Your opinion is very important to this process.**

**Disclaimer:** The results of this feedback form are for informational purposes only and do not constitute a vote of any kind. This feedback information will be provided to the city council and will result in a summary report available to the public. The city council may then choose to vote on putting a new station on a future ballot for a public vote of citizens, seek more information, or do nothing.

WP (KO)  
2/28

1. Are you a registered voter of Gearhart? YES NO

2. Are you own property in Gearhart? YES NO

3. Are you in support of a new Emergency Response & Resiliency Station in Gearhart?  
YES NO

4. Taking into account emergency preparedness, proximity to respond, cost, and other pertinent info presented, **please rank in order 1-3** (1 being the best location) which concept/location you believe would *best serve* the needs of our community:

Concept A: Gearhart Park Station, rank: \_\_\_\_\_

Concept B: Pacific Way Station (current location), rank: \_\_\_\_\_

Concept C: High Point Station, rank: 1

5. Please provide detailed feedback on why you ranked the locations as you did and provide any other ideas or feedback you wish to help the process moving forward: \_\_\_\_\_

The only one to make sense

6. Regarding funding, are you supportive of a bond? YES NO

7. Regarding funding, would you like to see private donations\* to help cover costs?  
YES NO \*If Yes, please provide name and contact information for anyone who may be interested, and the City will reach out.

**Thank you for your feedback! Your opinion is very important to this process.**  
**Disclaimer:** The results of this feedback form are for informational purposes only and do not constitute a vote of any kind. This feedback information will be provided to the city council and will result in a summary report available to the public. The city council may then choose to vote on putting a new station on a future ballot for a public vote of citizens, seek more information, or do nothing.

WJ/KD  
2/28



1. Are you a registered voter of Gearhart?  YES  NO
2. Are you own property in Gearhart?  YES  NO
3. Are you in support of a new Emergency Response & Resiliency Station in Gearhart?  
YES  NO
4. Taking into account emergency preparedness, proximity to respond, cost, and other pertinent info presented, **please rank in order 1-3** (1 being the best location) which concept/location you believe would *best serve* the needs of our community:

Concept A: Gearhart Park Station, rank: 3

Concept B: Pacific Way Station (current location), rank: 1

Concept C: High Point Station, rank: 2

5. Please provide detailed feedback on why you ranked the locations as you did and provide any other ideas or feedback you wish to help the process moving forward: If a tidal wave of 50' or more happens, the entire town will be wiped out. The fire station personnel will be trapped getting trucks out and won't be able to help anyone. Building east of Hwy 101 in the hills would ensure fire fighters could get to everyone.

6. Regarding funding, are you supportive of a bond? YES  NO

7. Regarding funding, would you like to see private donations\* to help cover costs?  
YES  NO   
\*If Yes, please provide name and contact information for anyone who may be interested, and the City will reach out.

**Thank you for your feedback! Your opinion is very important to this process.**

**Disclaimer:** The results of this feedback form are for informational purposes only and do not constitute a vote of any kind. This feedback information will be provided to the city council and will result in a summary report available to the public. The city council may then choose to vote on putting a new station on a future ballot for a public vote of citizens, seek more information, or do nothing.

MF   
2/22

EMAIL: \_\_\_\_\_ "BEST LOCATION" \_\_\_\_\_

1. Are you a registered voter of Gearhart?  YES  NO
2. Are you own property in Gearhart?  YES  NO
3. Are you in support of a new Emergency Response & Resiliency Station in Gearhart?  
YES  NO
4. Taking into account emergency preparedness, proximity to respond, cost, and other pertinent info presented, **please rank in order 1-3** (1 being the best location) which concept/location you believe would *best serve* the needs of our community:

Concept A: Gearhart Park Station, rank: 3

Concept B: Pacific Way Station (current location), rank: 1

Concept C: High Point Station, rank: 2

5. Please provide detailed feedback on why you ranked the locations as you did and provide any other ideas or feedback you wish to help the process moving forward: \_\_\_\_\_

The park should not be taken away  
and built on.

6. Regarding funding, are you supportive of a bond? YES  NO
7. Regarding funding, would you like to see private donations\* to help cover costs?  
YES  NO

*\*If Yes, please provide name and contact information for anyone who may be interested, and the City will reach out.*

**Thank you for your feedback! Your opinion is very important to this process.**

**Disclaimer:** The results of this feedback form are for informational purposes only and do not constitute a vote of any kind. This feedback information will be provided to the city council and will result in a summary report available to the public. The city council may then choose to vote on putting a new station on a future ballot for a public vote of citizens, seek more information, or do nothing.

WF (K)  
2/28

- 1. Are you a registered voter of Gearhart?  YES  NO
- 2. Are you own property in Gearhart?  YES  NO
- 3. Are you in support of a new Emergency Response & Resiliency Station in Gearhart?  
 YES  NO

4. Taking into account emergency preparedness, proximity to respond, cost, and other pertinent info presented, **please rank in order 1-3** (1 being the best location) which concept/location you believe would *best serve* the needs of our community:

Concept A: Gearhart Park Station, rank: \_\_\_\_\_

Concept B: Pacific Way Station (current location), rank: Not suitable

Concept C: High Point Station, rank: 1

5. Please provide detailed feedback on why you ranked the locations as you did and provide any other ideas or feedback you wish to help the process moving forward: I AM NOT IN FAVOR of TAKING PARK LAND unless GEARHART HAS A COMPREHENSIVE Plan to IMPROVE ALL of it's PARK Property

6. Regarding funding, are you supportive of a bond? YES NO *Depends on Where STATION Sited*

7. Regarding funding, would you like to see private donations\* to help cover costs?  
 YES  NO  *\*If Yes, please provide name and contact information for anyone who may be interested, and the City will reach out.*

**Thank you for your feedback! Your opinion is very important to this process.**

**Disclaimer:** The results of this feedback form are for informational purposes only and do not constitute a vote of any kind. This feedback information will be provided to the city council and will result in a summary report available to the public. The city council may then choose to vote on putting a new station on a future ballot for a public vote of citizens, seek more information, or do nothing.

WF (R) 3/1

1. Are you a registered voter of Gearhart?     YES    NO
2. Are you own property in Gearhart?     YES    NO
3. Are you in support of a new Emergency Response & Resiliency Station in Gearhart?  
 YES    NO
4. Taking into account emergency preparedness, proximity to respond, cost, and other pertinent info presented, **please rank in order 1-3** (1 being the best location) which concept/location you believe would *best serve* the needs of our community:

Concept A: Gearhart Park Station, rank: 3

Concept B: Pacific Way Station (current location), rank: 2

Concept C: High Point Station, rank: 1

5. Please provide detailed feedback on why you ranked the locations as you did and provide any other ideas or feedback you wish to help the process moving forward: \_\_\_\_\_  
C would seem to have the best  
chance of surviving the worst case  
scenario.

6. Regarding funding, are you supportive of a bond?     YES    NO

7. Regarding funding, would you like to see private donations\* to help cover costs?

YES

NO

*\*If Yes, please provide name and contact information for anyone who may be interested, and the City will reach out.*

**Thank you for your feedback! Your opinion is very important to this process.**

**Disclaimer:** The results of this feedback form are for informational purposes only and do not constitute a vote of any kind. This feedback information will be provided to the city council and will result in a summary report available to the public. The city council may then choose to vote on putting a new station on a future ballot for a public vote of citizens, seek more information, or do nothing.

WFK  
3/5

no chg

1. Are you a registered voter of Gearhart?  YES NO

2. Do you own property in Gearhart?  YES NO

3. Are you in support of a new Emergency Response & Resiliency Building in Gearhart?  YES NO

4. Taking into account emergency preparedness, proximity to respond, cost, and other pertinent info presented, **please rank in order 1-3** (1 being the best location) which concept/location you believe would *best serve* the needs of our community:

Location A: Gearhart Park Station, rank: 2

Location B: Pacific Way Station (current location), rank: 3

Location C: High Point Station, rank: 1

chg'd

5. Please provide detailed feedback on why you ranked the locations as you did and provide any other ideas or feedback you wish to help the process moving forward:

High Point is highest elevation and so many people object to Gearhart Park option. New station is needed.

no chg

6. In regard to funding, are you supportive of a bond?  YES NO

7. In regard to funding, would you like to see private donations\* to help cover costs?

YES

NO

\*If Yes, please provide name and contact information for anyone who may be interested, and the City will reach out.

**Thank you for your feedback! Your opinion is very important to this process.**

**Disclaimer:** The results of this feedback form are for informational purposes only and do not constitute a vote of any kind. This feedback information will be provided to the city council and will result in a summary report available to the public. The city council may then choose to vote on putting a new station on a future ballot for a public vote of citizens, seek more information, or do nothing.

\* dup / 2nd

1. Are you a registered voter of Gearhart?  YES  NO
2. Do you own property in Gearhart?  YES  NO
3. Are you in support of a new Emergency Response & Resiliency Building in Gearhart?  
 YES  NO
4. Taking into account emergency preparedness, proximity to respond, cost, and other pertinent info presented, **please rank in order 1-3** (1 being the best location) which concept/location you believe would *best serve* the needs of our community:

Location A: Gearhart Park Station, rank: \_\_\_\_\_

Location B: Pacific Way Station (current location), rank:   X  

Location C: High Point Station, rank: \_\_\_\_\_

5. Please provide detailed feedback on why you ranked the locations as you did and provide any other ideas or feedback you wish to help the process moving forward: \_\_\_\_\_

Septic, water and Electrical already  
~~is~~ on site. Think it would be  
less expensive than start anew.

6. In regard to funding, are you supportive of a bond?  YES  NO
7. In regard to funding, would you like to see private donations\* to help cover costs?

YES

NO

*\*If Yes, please provide name and contact information for anyone who may be interested, and the City will reach out.*

**Thank you for your feedback! Your opinion is very important to this process.**

**Disclaimer:** The results of this feedback form are for informational purposes only and do not constitute a vote of any kind. This feedback information will be provided to the city council and will result in a summary report available to the public. The city council may then choose to vote on putting a new station on a future ballot for a public vote of citizens, seek more information, or do nothing.

WF   
3/5

1. Are you a registered voter of Gearhart?  YES  NO

2. Are you own property in Gearhart?  YES  NO

3. Are you in support of a new Emergency Response & Resiliency Station in Gearhart?  
 YES  NO

4. Taking into account emergency preparedness, proximity to respond, cost, and other pertinent info presented, **please rank in order 1-3** (1 being the best location) which concept/location you believe would *best serve* the needs of our community:

Concept A: Gearhart Park Station, rank: 3

Concept B: Pacific Way Station (current location), rank: 2

Concept C: High Point Station, rank: 1

5. Please provide detailed feedback on why you ranked the locations as you did and provide any other ideas or feedback you wish to help the process moving forward: If funds are to be spent, they should address the concern of a L event. For the same reason, I don't feel concept A or B truly address the issue above & beyond the risk of concept B due to low elevation or concept A due to use of a city park

6. Regarding funding, are you supportive of a bond?  YES  NO

7. Regarding funding, would you like to see private donations\* to help cover costs?  
 YES  NO

\*If Yes, please provide name and contact information for anyone who may be interested, and the City will reach out.

**Thank you for your feedback! Your opinion is very important to this process.**

**Disclaimer:** The results of this feedback form are for informational purposes only and do not constitute a vote of any kind. This feedback information will be provided to the city council and will result in a summary report available to the public. The city council may then choose to vote on putting a new station on a future ballot for a public vote of citizens, seek more information, or do nothing.

WF KR  
3/11

1. Are you a registered voter of Gearhart?  YES  NO
2. Do you own property in Gearhart?  YES  NO
3. Are you in support of a new Emergency Response & Resiliency Building in Gearhart?  
 YES  NO

4. Taking into account emergency preparedness, proximity to respond, cost, and other pertinent info presented, **please rank in order 1-3** (1 being the best location) which concept/location you believe would *best serve* the needs of our community:

Location A: Gearhart Park Station, rank: 1

Location B: Pacific Way Station (current location), rank: 3

Location C: High Point Station, rank: 2

5. Please provide detailed feedback on why you ranked the locations as you did and provide any other ideas or feedback you wish to help the process moving forward: cheapest, high enough to stay out of water, park could use the work, nice access to central roads

6. In regard to funding, are you supportive of a bond?  YES  NO

7. In regard to funding, would you like to see private donations\* to help cover costs?

YES

NO

\*If Yes, please provide name and contact information for anyone who may be interested, and the City will reach out.

**Thank you for your feedback! Your opinion is very important to this process.**

**Disclaimer:** The results of this feedback form are for informational purposes only and do not constitute a vote of any kind. This feedback information will be provided to the city council and will result in a summary report available to the public. The city council may then choose to vote on putting a new station on a future ballot for a public vote of citizens, seek more information, or do nothing.

WLF  
 YES  
 3/1



1. Are you a registered voter of Gearhart?  YES NO
2. Do you own property in Gearhart?  YES NO
3. Are you in support of a new Emergency Response & Resiliency Building in Gearhart?  
 YES NO
4. Taking into account emergency preparedness, proximity to respond, cost, and other pertinent info presented, **please rank in order 1-3** (1 being the best location) which concept/location you believe would *best serve* the needs of our community:

Location A: Gearhart Park Station, rank: 3

Location B: Pacific Way Station (current location), rank: 2

Location C: High Point Station, rank: 1

5. Please provide detailed feedback on why you ranked the locations as you did and provide any other ideas or feedback you wish to help the process moving forward: the

higher to station — the better. Gearhart  
Park should be left as a 'Park'

6. In regard to funding, are you supportive of a bond?  YES NO
7. In regard to funding, would you like to see private donations\* to help cover costs?

YES

NO

*\*If Yes, please provide name and contact information for anyone who may be interested, and the City will reach out.*

**Thank you for your feedback! Your opinion is very important to this process.**

**Disclaimer:** The results of this feedback form are for informational purposes only and do not constitute a vote of any kind. This feedback information will be provided to the city council and will result in a summary report available to the public. The city council may then choose to vote on putting a new station on a future ballot for a public vote of citizens, seek more information, or do nothing.

WF  
 (K)  
 3/6

1. Are you a registered voter of Gearhart?  YES NO
2. Do you own property in Gearhart?  YES NO
3. Are you in support of a new Emergency Response & Resiliency Building in Gearhart?  
 YES NO
4. Taking into account emergency preparedness, proximity to respond, cost, and other pertinent info presented, **please rank in order 1-3** (1 being the best location) which concept/location you believe would *best serve* the needs of our community:

Location A: Gearhart Park Station, rank: 3

Location B: Pacific Way Station (current location), rank: 1

Location C: High Point Station, rank: 2

5. Please provide detailed feedback on why you ranked the locations as you did and provide any other ideas or feedback you wish to help the process moving forward:

LOC. A: The park is like an outdoor living room for G.H.  
 LOC. B: If this building were anchored to bedrock like the old Gearhart Builders Supply is - it would be more stable.  
 LOC. C: Too far from city core.

6. In regard to funding, are you supportive of a bond?  YES NO
7. In regard to funding, would you like to see private donations\* to help cover costs?

YES

NO

*\*If Yes, please provide name and contact information for anyone who may be interested, and the City will reach out.*

**Thank you for your feedback! Your opinion is very important to this process.**

**Disclaimer:** The results of this feedback form are for informational purposes only and do not constitute a vote of any kind. This feedback information will be provided to the city council and will result in a summary report available to the public. The city council may then choose to vote on putting a new station on a future ballot for a public vote of citizens, seek more information, or do nothing.

NF (10)  
3/6

1. Are you a registered voter of Gearhart?  YES  NO
2. Do you own property in Gearhart?  YES  NO
3. Are you in support of a new Emergency Response & Resiliency Building in Gearhart?  
 YES  NO
4. Taking into account emergency preparedness, proximity to respond, cost, and other pertinent info presented, **please rank in order 1-3** (1 being the best location) which concept/location you believe would *best serve* the needs of our community:

Location A: Gearhart Park Station, rank: \_\_\_\_\_

Location B: Pacific Way Station (current location), rank: ✓

Location C: High Point Station, rank: \_\_\_\_\_

5. Please provide detailed feedback on why you ranked the locations as you did and provide any other ideas or feedback you wish to help the process moving forward: \_\_\_\_\_

LEAST IMPACT ON COMMUNITY,  
SAVES OPEN SPACE, AS IN (LOCATION  
A)

6. In regard to funding, are you supportive of a bond?  YES  NO
7. In regard to funding, would you like to see private donations\* to help cover costs?

YES

NO

*\*If Yes, please provide name and contact information for anyone who may be interested, and the City will reach out.*

Myself

**Thank you for your feedback! Your opinion is very important to this process.**

**Disclaimer:** The results of this feedback form are for informational purposes only and do not constitute a vote of any kind. This feedback information will be provided to the city council and will result in a summary report available to the public. The city council may then choose to vote on putting a new station on a future ballot for a public vote of citizens, seek more information, or do nothing.

WJ  
 YES  
 2/6

- 1. Are you a registered voter of Gearhart?  YES  NO
- 2. Are you own property in Gearhart?  YES  NO
- 3. Are you in support of a new Emergency Response & Resiliency Station in Gearhart?  
YES  NO

4. Taking into account emergency preparedness, proximity to respond, cost, and other pertinent info presented, **please rank in order 1-3** (1 being the best location) which concept/location you believe would *best serve* the needs of our community:

Concept A: Gearhart Park Station, rank: NO Never!!

Concept B: Pacific Way Station (current location), rank: 1

Concept C: High Point Station, rank: \_\_\_\_\_

→ NEXT to the Windjammer, property for SAE

5. Please provide detailed feedback on why you ranked the locations as you did and provide any other ideas or feedback you wish to help the process moving forward: \_\_\_\_\_

There are lots of full time residents on the east side of the Hwy. The Fire Station does not need to be merely expensive on the West side. If it is needed at all. Rural FD and Seaside FD could serve gearhart's small needs.

6. Regarding funding, are you supportive of a bond? YES  NO

7. Regarding funding, would you like to see private donations\* to help cover costs?  
YES  NO

\*If Yes, please provide name and contact information for anyone who may be interested, and the City will reach out.

**Thank you for your feedback! Your opinion is very important to this process.**

**Disclaimer:** The results of this feedback form are for informational purposes only and do not constitute a vote of any kind. This feedback information will be provided to the city council and will result in a summary report available to the public. The city council may then choose to vote on putting a new station on a future ballot for a public vote of citizens, seek more information, or do nothing.

WJ/KO  
3/1/20

1. Are you a registered voter of Gearhart?  YES NO

2. Are you own property in Gearhart?  YES NO

3. Are you in support of a new Emergency Response & Resiliency Station in Gearhart?

YES

NO

WOULD NOT SUPPORT ANYTHING WITHOUT FULL REASONING AND DETAILS OR STUDIES!

4. Taking into account emergency preparedness, proximity to respond, cost, and other pertinent info presented, **please rank in order 1-3** (1 being the best location) which concept/location you believe would *best serve* the needs of our community:

Concept A: Gearhart Park Station, rank: ABSOLUTELY NOT!

Concept B: Pacific Way Station (current location), rank: 1

Concept C: High Point Station, rank: 2

5. Please provide detailed feedback on why you ranked the locations as you did and provide any other ideas or feedback you wish to help the process moving forward:

THE CURRENT STATION IS WELL SITUATED. WE ALREADY LOST THE ONLY COMMERCIAL OCEANFRONT PROPERTY WHEN WE LOST THE OCEANSIDE, LETS NOT LOSE THE ONLY PARK TOO!

6. Regarding funding, are you supportive of a bond? YES NO

NOT AT THIS TIME

7. Regarding funding, would you like to see private donations\* to help cover costs?

YES

NO

\*If Yes, please provide name and contact information for anyone who may be interested, and the City will reach out.

**Thank you for your feedback! Your opinion is very important to this process.**

**Disclaimer:** The results of this feedback form are for informational purposes only and do not constitute a vote of any kind. This feedback information will be provided to the city council and will result in a summary report available to the public. The city council may then choose to vote on putting a new station on a future ballot for a public vote of citizens, seek more information, or do nothing.

WF (EC)  
3/1

1. Are you a registered voter of Gearhart?  YES  NO
2. Are you own property in Gearhart?  YES  NO
3. ~~Are you~~ in support of a new Emergency Response & Resiliency Station in Gearhart?  
 YES  NO
4. Taking into account emergency preparedness, proximity to respond, cost, and other pertinent info presented, **please rank in order 1-3** (1 being the best location) which concept/location you believe would *best serve* the needs of our community:

Concept A: Gearhart Park Station, rank: 2

Concept B: Pacific Way Station (current location), rank: 1

Concept C: High Point Station, rank: 3

5. Please provide detailed feedback on why you ranked the locations as you did and provide any other ideas or feedback you wish to help the process moving forward: We didn't rank the Concept A Park station because of the opposition.

6. Regarding funding, are you supportive of a bond? YES  NO  maybe

7. Regarding funding, would you like to see private donations\* to help cover costs?  
 YES  NO

\*If Yes, please provide name and contact information for anyone who may be interested, and the City will reach out.

Don't know of anyone, However, have any other fund sources been considered such as developer fees?

**Thank you for your feedback! Your opinion is very important to this process.**

**Disclaimer:** The results of this feedback form are for informational purposes only and do not constitute a vote of any kind. This feedback information will be provided to the city council and will result in a summary report available to the public. The city council may then choose to vote on putting a new station on a future ballot for a public vote of citizens, seek more information, or do nothing.

WJ (K) 2/26

1. Are you a registered voter of Gearhart?  YES  NO
2. Are you own property in Gearhart?  YES  NO
3. Are you in support of a new Emergency Response & Resiliency Station in Gearhart?  
 YES  NO
4. Taking into account emergency preparedness, proximity to respond, cost, and other pertinent info presented, **please rank in order 1-3** (1 being the best location) which concept/location you believe would *best serve* the needs of our community:

Concept A: Gearhart Park Station, rank: 3

Concept B: Pacific Way Station (current location), rank: 1

Concept C: High Point Station, rank: 2

5. Please provide detailed feedback on why you ranked the locations as you did and provide any other ideas or feedback you wish to help the process moving forward: \_\_\_\_\_

*Pacific Way Station is centrally located and accessible to population.  
Park is closer to ocean & less central. Should remain a park.  
High Point is closer to our home in the Reserve - but also closer to the ocean.*

6. Regarding funding, are you supportive of a bond?  YES  NO

7. Regarding funding, would you like to see private donations\* to help cover costs?

YES  NO

\*If Yes, please provide name and contact information for anyone who may be interested, and the City will reach out.

*We are newbies. so no contacts yet*

**Thank you for your feedback! Your opinion is very important to this process.**

**Disclaimer:** The results of this feedback form are for informational purposes only and do not constitute a vote of any kind. This feedback information will be provided to the city council and will result in a summary report available to the public. The city council may then choose to vote on putting a new station on a future ballot for a public vote of citizens, seek more information, or do nothing.

WFS  
2/26

1. Are you a registered voter of Gearhart?  YES NO
2. Are you own property in Gearhart?  YES NO
3. Are you in support of a new Emergency Response & Resiliency Station in Gearhart?  
 YES NO
4. Taking into account emergency preparedness, proximity to respond, cost, and other pertinent info presented, **please rank in order 1-3** (1 being the best location) which concept/location you believe would *best serve* the needs of our community:

Concept A: Gearhart Park Station, rank: NO

Concept B: Pacific Way Station (current location), rank: 1

Concept C: High Point Station, rank: 2

5. Please provide detailed feedback on why you ranked the locations as you did and provide any other ideas or feedback you wish to help the process moving forward: \_\_\_\_\_

The Current Location is fine. right at center of the  
city. The High Point Station is OK too. But the Park  
is very important to the city, should not be changed for any reason.

6. Regarding funding, are you supportive of a bond?  YES NO

7. Regarding funding, would you like to see private donations\* to help cover costs?

YES NO

*\*If Yes, please provide name and contact information for anyone who may be interested, and the City will reach out.*

**Thank you for your feedback! Your opinion is very important to this process.**

**Disclaimer:** The results of this feedback form are for informational purposes only and do not constitute a vote of any kind. This feedback information will be provided to the city council and will result in a summary report available to the public. The city council may then choose to vote on putting a new station on a future ballot for a public vote of citizens, seek more information, or do nothing.

WF KH  
2/25



1. Are you a registered voter of Gearhart?  YES NO
2. Are you own property in Gearhart?  YES NO
3. Are you in support of a new Emergency Response & Resiliency Station in Gearhart?  
YES  NO
4. Taking into account emergency preparedness, proximity to respond, cost, and other pertinent info presented, **please rank in order 1-3** (1 being the best location) which concept/location you believe would *best serve* the needs of our community:

Concept A: Gearhart Park Station, rank: 3

Concept B: Pacific Way Station (current location), rank: 1

Concept C: High Point Station, rank: 2

5. Please provide detailed feedback on why you ranked the locations as you did and provide any other ideas or feedback you wish to help the process moving forward: \_\_\_\_\_

- ① Needed specific ideas on how buildings would differ at each site.
- ② Could the army corps of Engineers build a rock wall (like Ft Stevens State Park at the mouth of Columbia River) in the tidal flats between Gearhart + Seaside to keep the water from destroying so much

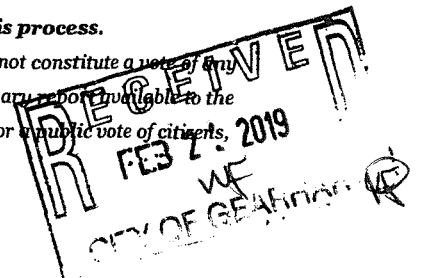
6. Regarding funding, are you supportive of a bond? YES  NO of southern Gearhart?

7. Regarding funding, would you like to see private donations\* to help cover costs?  
YES  NO

*\*If Yes, please provide name and contact information for anyone who may be interested, and the City will reach out.*

**Thank you for your feedback! Your opinion is very important to this process.**

**Disclaimer:** The results of this feedback form are for informational purposes only and do not constitute a vote of any kind. This feedback information will be provided to the city council and will result in a summary report available to the public. The city council may then choose to vote on putting a new station on a future ballot for a public vote of citizens, seek more information, or do nothing.



1. Are you a registered voter of Gearhart?  YES  NO

2. Are you own property in Gearhart?  YES  NO

3. Are you in support of a new Emergency Response & Resiliency Station in Gearhart?  
 YES  NO

4. Taking into account emergency preparedness, proximity to respond, cost, and other pertinent info presented, **please rank in order 1-3** (1 being the best location) which concept/location you believe would *best serve* the needs of our community:

Concept A: Gearhart Park Station, rank: 3

Concept B: Pacific Way Station (current location), rank: 2

Concept C: High Point Station, rank: 1

5. Please provide detailed feedback on why you ranked the locations as you did and provide any other ideas or feedback you wish to help the process moving forward:

*Emergency response should not be ocean front in the event of a tsunami. Park land not given for this purpose. New station should be located further from ocean. City funds should not be spent on attorneys, etc., for nothing.*

6. Regarding funding, are you supportive of a bond?  YES  NO

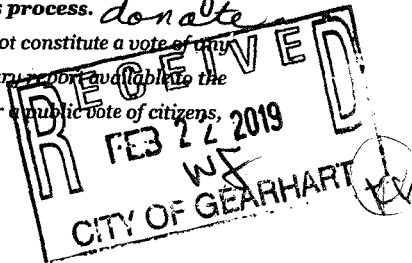
7. Regarding funding, would you like to see private donations\* to help cover costs?  YES  NO

*Why would we build a new Emergency facility in a tsunami area?*

*We are new residents and don't know many residents that might donate.*

**Thank you for your feedback! Your opinion is very important to this process.**

**Disclaimer:** The results of this feedback form are for informational purposes only and do not constitute a vote of any kind. This feedback information will be provided to the city council and will result in a summary report available to the public. The city council may then choose to vote on putting a new station on a future ballot for a public vote of citizens, seek more information, or do nothing.



1. Are you a registered voter of Gearhart?  YES  NO
2. Are you own property in Gearhart?  YES  NO
3. Are you in support of a new Emergency Response & Resiliency Station in Gearhart?  
 YES  NO

4. Taking into account emergency preparedness, proximity to respond, cost, and other pertinent info presented, **please rank in order 1-3** (1 being the best location) which concept/location you believe would *best serve* the needs of our community:

Concept A: Gearhart Park Station, rank: 3

Concept B: Pacific Way Station (current location), rank: 2

Concept C: High Point Station, rank: 1

5. Please provide detailed feedback on why you ranked the locations as you did and provide any other ideas or feedback you wish to help the process moving forward: \_\_\_\_\_

A high point station makes sense in case of  
Bunamu - Gearhart Park seems too close to ocean

6. Regarding funding, are you supportive of a bond?  YES  NO

7. Regarding funding, would you like to see private donations\* to help cover costs?

YES

NO

*\*If Yes, please provide name and contact information for anyone who may be interested, and the City will reach out.*

**Thank you for your feedback! Your opinion is very important to this process.**

**Disclaimer:** The results of this feedback form are for informational purposes only and do not constitute a vote of any kind. This feedback information will be provided to the city council and will result in a summary report available to the public. The city council may then choose to vote on putting a new station on a future ballot for a public vote of citizens, seek more information, or do nothing.

WJ (K) 2/28

1. Are you a registered voter of Gearhart?  YES  NO

2. Are you own property in Gearhart?  YES  NO

3. Are you in support of a new Emergency Response & Resiliency Station in Gearhart?  
 YES  NO

4. Taking into account emergency preparedness, proximity to respond, cost, and other pertinent info presented, **please rank in order 1-3** (1 being the best location) which concept/location you believe would *best serve* the needs of our community:

Concept A: Gearhart Park Station, rank: 3

Concept B: Pacific Way Station (current location), rank: 2

Concept C: High Point Station, rank: 1

5. Please provide detailed feedback on why you ranked the locations as you did and provide any other ideas or feedback you wish to help the process moving forward: \_\_\_\_\_

A new location is desirable to be on higher ground.  
I don't believe the Gearhart park station is high enough or far enough away from ocean. It also would take away a very attractive feature that is very used if built on the park site

6. Regarding funding, are you supportive of a bond?  YES  NO

7. Regarding funding, would you like to see private donations\* to help cover costs?

YES

NO

\*If Yes, please provide name and contact information for anyone who may be interested, and the City will reach out.

**Thank you for your feedback! Your opinion is very important to this process.**

**Disclaimer:** The results of this feedback form are for informational purposes only and do not constitute a vote of any kind. This feedback information will be provided to the city council and will result in a summary report available to the public. The city council may then choose to vote on putting a new station on a future ballot for a public vote of citizens, seek more information, or do nothing.

WFO  
2/28

1. Are you a registered voter of Gearhart?  YES  NO *Sharon*
2. Do you own property in Gearhart?  YES  NO *greg*
3. ~~Are you~~ in support of a new Emergency Response & Resiliency Building in Gearhart?  
 YES  NO

4. Taking into account emergency preparedness, proximity to respond, cost, and other pertinent info presented, **please rank in order 1-3** (1 being the best location) which concept/location you believe would *best serve* the needs of our community:

Location A: Gearhart Park Station, rank: 3

Location B: Pacific Way Station (current location), rank: 2

Location C: High Point Station, rank: 1

5. Please provide detailed feedback on why you ranked the locations as you did and provide any other ideas or feedback you wish to help the process moving forward:

We are opposed to building at Gearhart Park that is an important part of Gearhart that contributes to its Charm

6. In regard to funding, are you supportive of a bond?  YES  NO

7. In regard to funding, would you like to see private donations\* to help cover costs?

YES  NO *\*If Yes, please provide name and contact information for anyone who may be interested, and the City will reach out.*

**Thank you for your feedback! Your opinion is very important to this process.**

**Disclaimer:** The results of this feedback form are for informational purposes only and do not constitute a vote of any kind. This feedback information will be provided to the city council and will result in a summary report available to the public. The city council may then choose to vote on putting a new station on a future ballot for a public vote of citizens, seek more information, or do nothing.

*WJ  
3/5*

~~EMERGENCY RESPONSE & RESILIENCY BUILDING~~

1. Are you a registered voter of Gearhart?  YES NO

2. Do you own property in Gearhart?  YES NO

3. Are you in support of a new Emergency Response & Resiliency Building in Gearhart?  
 YES NO

4. Taking into account emergency preparedness, proximity to respond, cost, and other pertinent info presented, **please rank in order 1-3** (1 being the best location) which concept/location you believe would *best serve* the needs of our community:

Location A: Gearhart Park Station, rank: 1

Location B: Pacific Way Station (current location), rank: 3

Location C: High Point Station, rank: 2

5. Please provide detailed feedback on why you ranked the locations as you did and provide any other ideas or feedback you wish to help the process moving forward: \_\_\_\_\_  
\_\_\_\_\_  
\_\_\_\_\_

6. In regard to funding, are you supportive of a bond?  YES NO

7. In regard to funding, would you like to see private donations\* to help cover costs?  
YES  NO *\*If Yes, please provide name and contact information for anyone who may be interested, and the City will reach out.*

**Thank you for your feedback! Your opinion is very important to this process.**  
**Disclaimer:** The results of this feedback form are for informational purposes only and do not constitute a vote of any kind. This feedback information will be provided to the city council and will result in a summary report available to the public. The city council may then choose to vote on putting a new station on a future ballot for a public vote of citizens, seek more information, or do nothing.

WF 3/5

1. Are you a registered voter of Gearhart? YES NO

2. Do you own property in Gearhart? YES NO

3. Are you in support of a new Emergency Response & Resiliency Building in Gearhart?  
YES NO

SEEMS WAY TOO Big of a building. Not sure we need Resiliency Section.

4. Taking into account emergency preparedness, proximity to respond, cost, and other pertinent info presented, please rank in order 1-3 (1 being the best location) which concept/location you believe would best serve the needs of our community:

Location A: Gearhart Park Station, rank: 2

Location B: Pacific Way Station (current location), rank: 3

Location C: High Point Station, rank: 1

5. Please provide detailed feedback on why you ranked the locations as you did and provide any other ideas or feedback you wish to help the process moving forward:

We should be looking at ways to prevent the flooding of the southern part of Gearhart.

6. In regard to funding, are you supportive of a bond? YES NO

Bond should be a flat rate for all homes. It should

7. In regard to funding, would you like to see private donations\* to help cover costs?

also state "How Many Years" it would take to pay it off.

YES

NO

\*If Yes, please provide name and contact information for anyone who may be interested, and the City will reach out.

Thank you for your feedback! Your opinion is very important to this process.

Disclaimer: The results of this feedback form are for informational purposes only and do not constitute a vote of any kind. This feedback information will be provided to the city council and will result in a summary report available to the public. The city council may then choose to vote on putting a new station on a future ballot for a public vote of citizens, seek more information, or do nothing.

(Sometimes when home owners pay more for a service, they might think they are entitled to better service than their neighbors)

no chg

chgs made 3/5

01-10

~~UNOFFICIAL~~

1. Are you a registered voter of Gearhart?  YES NO

2. Do you own property in Gearhart?  YES NO

3. Are you in support of a new Emergency Response & Resiliency Building in Gearhart?  
 YES NO

4. Taking into account emergency preparedness, proximity to respond, cost, and other pertinent info presented, **please rank in order 1-3** (1 being the best location) which concept/location you believe would *best serve* the needs of our community:

Location A: Gearhart Park Station, rank: 2

Location B: Pacific Way Station (current location), rank: 3

Location C: High Point Station, rank: 1

5. Please provide detailed feedback on why you ranked the locations as you did and provide any other ideas or feedback you wish to help the process moving forward: \_\_\_\_\_

We believe highest elevation possible is best location

6. In regard to funding, are you supportive of a bond?  YES NO

7. In regard to funding, would you like to see private donations\* to help cover costs?

YES  NO

*\*If Yes, please provide name and contact information for anyone who may be interested, and the City will reach out.*

Mc Minnimens, Columbia Sportswear (Boyles) & other foundation

**Thank you for your feedback! Your opinion is very important to this process.**

**Disclaimer:** The results of this feedback form are for informational purposes only and do not constitute a vote of any kind. This feedback information will be provided to the city council and will result in a summary report available to the public. The city council may then choose to vote on putting a new station on a future ballot for a public vote of citizens, seek more information, or do nothing.

WF  YES  
3/6



1. Are you a registered voter of Gearhart?  YES NO

2. Are you own property in Gearhart?  YES NO

3. Are you in support of a new Emergency Response & Resiliency Station in Gearhart?

YES

NO

WOULD NOT SUPPORT ANYTHING WITHOUT FULL REASONING AND DETAILS OR STUDIES!

4. Taking into account emergency preparedness, proximity to respond, cost, and other pertinent info presented, **please rank in order 1-3** (1 being the best location) which concept/location you believe would *best serve* the needs of our community:

Concept A: Gearhart Park Station, rank: ABSOLUTELY NOT!

Concept B: Pacific Way Station (current location), rank: 1

Concept C: High Point Station, rank: 2

5. Please provide detailed feedback on why you ranked the locations as you did and provide any other ideas or feedback you wish to help the process moving forward:

THE CURRENT STATION IS WELL SITUATED. WE ALREADY LOST THE ONLY COMMERCIAL OCEANFRONT PROPERTY WHEN WE LOST THE OCEANSIDE, LETS NOT LOOSE THE ONLY PARK TOO!

6. Regarding funding, are you supportive of a bond? YES NO

NOT AT THIS TIME

7. Regarding funding, would you like to see private donations\* to help cover costs?

YES NO

\*If Yes, please provide name and contact information for anyone who may be interested, and the City will reach out.

**Thank you for your feedback! Your opinion is very important to this process.**

**Disclaimer:** The results of this feedback form are for informational purposes only and do not constitute a vote of any kind. This feedback information will be provided to the city council and will result in a summary report available to the public. The city council may then choose to vote on putting a new station on a future ballot for a public vote of citizens, seek more information, or do nothing.

WF (KF)  
3/1

1. Are you a registered voter of Gearhart?  YES NO

2. Are you own property in Gearhart?  YES NO

3. Are you in support of a new Emergency Response & Resiliency Station in Gearhart?  
 YES NO

4. Taking into account emergency preparedness, proximity to respond, cost, and other pertinent info presented, **please rank in order 1-3** (1 being the best location) which concept/location you believe would *best serve* the needs of our community:

Concept A: Gearhart Park Station, rank: 2

Concept B: Pacific Way Station (current location), rank: 1

Concept C: High Point Station, rank: 3

5. Please provide detailed feedback on why you ranked the locations as you did and provide any other ideas or feedback you wish to help the process moving forward: We didn't rank the Concept A Park station because of the opposition.

6. Regarding funding, are you supportive of a bond? YES NO maybe

7. Regarding funding, would you like to see private donations\* to help cover costs?

YES NO

*\*If Yes, please provide name and contact information for anyone who may be interested, and the City will reach out.*

Don't know of anyone, however, have any other fund sources been considered such as developer fees?

**Disclaimer:** The results of this feedback form are for informational purposes only and do not constitute a vote of any kind. This feedback information will be provided to the city council and will result in a summary report available to the public. The city council may then choose to vote on putting a new station on a future ballot for a public vote of citizens, seek more information, or do nothing.

WJ (K) 2/26

1. Are you a registered voter of Gearhart?  YES NO
2. Are you own property in Gearhart?  YES NO
3. Are you in support of a new Emergency Response & Resiliency Station in Gearhart?  
 YES NO
4. Taking into account emergency preparedness, proximity to respond, cost, and other pertinent info presented, **please rank in order 1-3** (1 being the best location) which concept/location you believe would *best serve* the needs of our community:

Concept A: Gearhart Park Station, rank: 3

Concept B: Pacific Way Station (current location), rank: 1

Concept C: High Point Station, rank: 2

5. Please provide detailed feedback on why you ranked the locations as you did and provide any other ideas or feedback you wish to help the process moving forward: \_\_\_\_\_

*Pacific Way Station is centrally located and accessible to population.  
 Park is closer to ocean & less central. Should remain a park.  
 High Point is closer to our home in the Reserve - but also closer to the ocean.*

6. Regarding funding, are you supportive of a bond?  YES NO

7. Regarding funding, would you like to see private donations\* to help cover costs?

YES NO

\*If Yes, please provide name and contact information for anyone who may be interested, and the City will reach out.

*We are newbies. so no contacts yet*

**Thank you for your feedback! Your opinion is very important to this process.**

**Disclaimer:** The results of this feedback form are for informational purposes only and do not constitute a vote of any kind. This feedback information will be provided to the city council and will result in a summary report available to the public. The city council may then choose to vote on putting a new station on a future ballot for a public vote of citizens, seek more information, or do nothing.

WF  
  
 2/26

1. Are you a registered voter of Gearhart?  YES / NO
2. Are you own property in Gearhart?  YES / NO
3. Are you in support of a new Emergency Response & Resiliency Station in Gearhart?  
 YES / NO
4. Taking into account emergency preparedness, proximity to respond, cost, and other pertinent info presented, **please rank in order 1-3** (1 being the best location) which concept/location you believe would *best serve* the needs of our community:

Concept A: Gearhart Park Station, rank: NO

Concept B: Pacific Way Station (current location), rank: 1

Concept C: High Point Station, rank: 2

5. Please provide detailed feedback on why you ranked the locations as you did and provide any other ideas or feedback you wish to help the process moving forward: \_\_\_\_\_

The Current location is fine, right at center of the city. The High Point Station is ok too. But the Park is very important to the city, should not be changed for any reason.

6. Regarding funding, are you supportive of a bond?  YES / NO

7. Regarding funding, would you like to see private donations\* to help cover costs?

YES                      NO

*\*If Yes, please provide name and contact information for anyone who may be interested, and the City will reach out.*

**Thank you for your feedback! Your opinion is very important to this process.**

**Disclaimer:** The results of this feedback form are for informational purposes only and do not constitute a vote of any kind. This feedback information will be provided to the city council and will result in a summary report available to the public. The city council may then choose to vote on putting a new station on a future ballot for a public vote of citizens, seek more information, or do nothing.

NE RD  
2/25

EMAIL: \_\_\_\_\_ BEST PHONE# \_\_\_\_\_

1. Are you a registered voter of Gearhart?  YES  NO
2. Are you own property in Gearhart?  YES  NO
3. Are you in support of a new Emergency Response & Resiliency Station in Gearhart?  
YES  NO
4. Taking into account emergency preparedness, proximity to respond, cost, and other pertinent info presented, **please rank in order 1-3** (1 being the best location) which concept/location you believe would *best serve* the needs of our community:

Concept A: Gearhart Park Station, rank: 3

Concept B: Pacific Way Station (current location), rank: 1

Concept C: High Point Station, rank: 2

5. Please provide detailed feedback on why you ranked the locations as you did and provide any other ideas or feedback you wish to help the process moving forward: \_\_\_\_\_

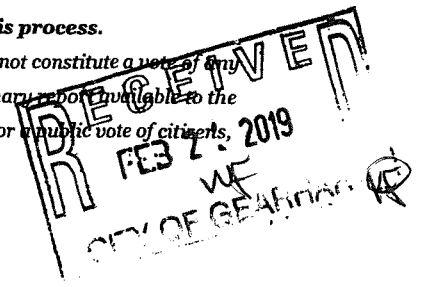
(1) Needed specific ideas on how buildings would differ at each site.  
(2) Could the army corps of Engineers build a rock wall (like Ft Stevens State park at the mouth of Columbia River) in the tidal flats between Gearhart + Seaside to keep the water from destroying so much

6. Regarding funding, are you supportive of a bond? YES  NO  of southern Gearhart?

7. Regarding funding, would you like to see private donations\* to help cover costs?  
YES  NO   
\*If Yes, please provide name and contact information for anyone who may be interested, and the City will reach out.

**Thank you for your feedback! Your opinion is very important to this process.**

**Disclaimer:** The results of this feedback form are for informational purposes only and do not constitute a vote of any kind. This feedback information will be provided to the city council and will result in a summary report available to the public. The city council may then choose to vote on putting a new station on a future ballot for a public vote of citizens, seek more information, or do nothing.



1. Are you a registered voter of Gearhart?  YES  NO
2. Are you own property in Gearhart?  YES  NO
3. Are you in support of a new Emergency Response & Resiliency Station in Gearhart?  
 YES  NO
4. Taking into account emergency preparedness, proximity to respond, cost, and other pertinent info presented, **please rank in order 1-3** (1 being the best location) which concept/location you believe would *best serve* the needs of our community:

Concept A: Gearhart Park Station, rank: 3

Concept B: Pacific Way Station (current location), rank: 2

Concept C: High Point Station, rank: 1

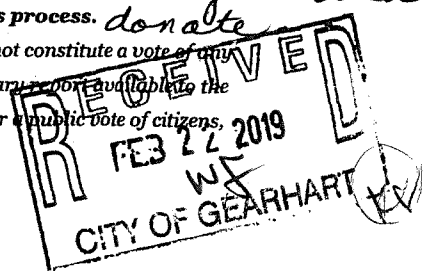
5. Please provide detailed feedback on why you ranked the locations as you did and provide any other ideas or feedback you wish to help the process moving forward: *Emergency response should not be ocean front in the event of a Tsunami. Park land not given for this purpose. New station should be located further from ocean. City funds should not be spent on attorneys, etc., for nothing.*

6. Regarding funding, are you supportive of a bond?  YES  NO
  7. Regarding funding, would you like to see private donations\* to help cover costs?  YES  NO
- Why would we build a new Emergency facility in a Tsunami Area?*
- We are new residents and don't know many residents that might donate*

\*If Yes, please provide name and contact information for anyone who may be interested, and the City will reach out.

**Thank you for your feedback! Your opinion is very important to this process.**

**Disclaimer:** The results of this feedback form are for informational purposes only and do not constitute a vote of any kind. This feedback information will be provided to the city council and will result in a summary report available to the public. The city council may then choose to vote on putting a new station on a future ballot for a public vote of citizens, seek more information, or do nothing.



1. Are you a registered voter of Gearhart?  YES NO

2. Are you own property in Gearhart?  YES NO

3. Are you in support of a new Emergency Response & Resiliency Station in Gearhart?  
 YES NO

4. Taking into account emergency preparedness, proximity to respond, cost, and other pertinent info presented, **please rank in order 1-3** (1 being the best location) which concept/location you believe would *best serve* the needs of our community:

Concept A: Gearhart Park Station, rank: 3

Concept B: Pacific Way Station (current location), rank: 2

Concept C: High Point Station, rank: 1

5. Please provide detailed feedback on why you ranked the locations as you did and provide any other ideas or feedback you wish to help the process moving forward: \_\_\_\_\_

A high point station makes sense in case of  
Tsunami - Gearhart Park seems too close to ocean

6. Regarding funding, are you supportive of a bond?  YES NO

7. Regarding funding, would you like to see private donations\* to help cover costs?

YES

NO

*\*If Yes, please provide name and contact information for anyone who may be interested, and the City will reach out.*

**Thank you for your feedback! Your opinion is very important to this process.**

**Disclaimer:** The results of this feedback form are for informational purposes only and do not constitute a vote of any kind. This feedback information will be provided to the city council and will result in a summary report available to the public. The city council may then choose to vote on putting a new station on a future ballot for a public vote of citizens, seek more information, or do nothing.

WJ (KP)  
2/28

1. Are you a registered voter of Gearhart?  YES  NO
2. Are you own property in Gearhart?  YES  NO
3. Are you in support of a new Emergency Response & Resiliency Station in Gearhart?  
 YES  NO

4. Taking into account emergency preparedness, proximity to respond, cost, and other pertinent info presented, **please rank in order 1-3** (1 being the best location) which concept/location you believe would *best serve* the needs of our community:

Concept A: Gearhart Park Station, rank: 3

Concept B: Pacific Way Station (current location), rank: 2

Concept C: High Point Station, rank: 1

5. Please provide detailed feedback on why you ranked the locations as you did and provide any other ideas or feedback you wish to help the process moving forward: \_\_\_\_\_

A new location is desirable to be on higher ground.  
I don't believe the Gearhart park station is high enough or far enough away from ocean. It also would take away a very attractive feature that is very used if built on the park site

6. Regarding funding, are you supportive of a bond?  YES  NO
7. Regarding funding, would you like to see private donations\* to help cover costs?  
 YES  NO

\*If Yes, please provide name and contact information for anyone who may be interested, and the City will reach out.

**Thank you for your feedback! Your opinion is very important to this process.**

**Disclaimer:** The results of this feedback form are for informational purposes only and do not constitute a vote of any kind. This feedback information will be provided to the city council and will result in a summary report available to the public. The city council may then choose to vote on putting a new station on a future ballot for a public vote of citizens, seek more information, or do nothing.

WTFED  
2/18



1. Are you a registered voter of Gearhart?  YES  NO Sharon
2. Do you own property in Gearhart?  YES  NO Greg
3. Are you in support of a new Emergency Response & Resiliency Building in Gearhart?  
 YES  NO

4. Taking into account emergency preparedness, proximity to respond, cost, and other pertinent info presented, **please rank in order 1-3** (1 being the best location) which concept/location you believe would *best serve* the needs of our community:

Location A: Gearhart Park Station, rank: 3

Location B: Pacific Way Station (current location), rank: 2

Location C: High Point Station, rank: 1

5. Please provide detailed feedback on why you ranked the locations as you did and provide any other ideas or feedback you wish to help the process moving forward:

We are opposed to building at Gearhart Park that is an important part of Gearhart that contributes to its charm

6. In regard to funding, are you supportive of a bond?  YES  NO

7. In regard to funding, would you like to see private donations\* to help cover costs?

YES  NO *\*If Yes, please provide name and contact information for anyone who may be interested, and the City will reach out.*

**Thank you for your feedback! Your opinion is very important to this process.**

**Disclaimer:** The results of this feedback form are for informational purposes only and do not constitute a vote of any kind. This feedback information will be provided to the city council and will result in a summary report available to the public. The city council may then choose to vote on putting a new station on a future ballot for a public vote of citizens, seek more information, or do nothing.

WJ  
 3/5

1. Are you a registered voter of Gearhart? YES yes NO

2. Do you own property in Gearhart? YES yes NO

3. Are you in support of a new Emergency Response & Resiliency Building in Gearhart?  
YES NO DO

4. Taking into account emergency preparedness, proximity to respond, cost, and other pertinent info presented, **please rank in order 1-3** (1 being the best location) which concept/location you believe would *best serve* the needs of our community:

Location A: Gearhart Park Station, rank: 2

Location B: Pacific Way Station (current location), rank: 1

Location C: High Point Station, rank: 3

per 3/5 email

5. Please provide detailed feedback on why you ranked the locations as you did and provide any other ideas or feedback you wish to help the process moving forward: \_\_\_\_\_  
\_\_\_\_\_  
\_\_\_\_\_

6. In regard to funding, are you supportive of a bond? YES NO DO

7. In regard to funding, would you like to see private donations\* to help cover costs?

YES

NO DO If yes, please provide name and contact information for anyone who may be interested, and the City will reach out.

**Thank you for your feedback! Your opinion is very important to this process.**

**Disclaimer:** The results of this feedback form are for informational purposes only and do not constitute a vote of any kind. This feedback information will be provided to the city council and will result in a summary report available to the public. The city council may then choose to vote on putting a new station on a future ballot for a public vote of citizens, seek more information, or do nothing.

MF  
3/5

1. Are you a registered voter of Gearhart? YES yes NO

2. Do you own property in Gearhart? YES yes NO

3. Are you in support of a new Emergency Response & Resiliency Building in Gearhart?  
YES NO DO

4. Taking into account emergency preparedness, proximity to respond, cost, and other pertinent info presented, **please rank in order 1-3** (1 being the best location) which concept/location you believe would *best serve* the needs of our community:

Location A: Gearhart Park Station, rank: 2

Location B: Pacific Way Station (current location), rank: 1

Location C: High Point Station, rank: 3

5. Please provide detailed feedback on why you ranked the locations as you did and provide any other ideas or feedback you wish to help the process moving forward: \_\_\_\_\_

6. In regard to funding, are you supportive of a bond? YES NO NO

7. In regard to funding, would you like to see private donations\* to help cover costs?

YES

NO *If Yes, please provide name and contact information for anyone who may be interested, and the City will reach out.*

**Thank you for your feedback! Your opinion is very important to this process.**

**Disclaimer:** The results of this feedback form are for informational purposes only and do not constitute a vote of any kind. This feedback information will be provided to the city council and will result in a summary report available to the public. The city council may then choose to vote on putting a new station on a future ballot for a public vote of citizens, seek more information, or do nothing.

per 3/5 email

MF  
3/5

1. Are you a registered voter of Gearhart?  YES  NO

2. Do you own property in Gearhart?  YES  NO

3. Are you in support of a new Emergency Response & Resiliency Building in Gearhart?  
 YES  NO

4. Taking into account emergency preparedness, proximity to respond, cost, and other pertinent info presented, **please rank in order 1-3** (1 being the best location) which concept/location you believe would *best serve* the needs of our community:

Location A: Gearhart Park Station, rank: 1

Location B: Pacific Way Station (current location), rank: 3

Location C: High Point Station, rank: 2

5. Please provide detailed feedback on why you ranked the locations as you did and provide any other ideas or feedback you wish to help the process moving forward: \_\_\_\_\_

\_\_\_\_\_

\_\_\_\_\_

6. In regard to funding, are you supportive of a bond?  YES  NO

7. In regard to funding, would you like to see private donations\* to help cover costs?

YES

NO

\*If Yes, please provide name and contact information for anyone who may be interested, and the City will reach out.

**Thank you for your feedback! Your opinion is very important to this process.**

**Disclaimer:** The results of this feedback form are for informational purposes only and do not constitute a vote of any kind. This feedback information will be provided to the city council and will result in a summary report available to the public. The city council may then choose to vote on putting a new station on a future ballot for a public vote of citizens, seek more information, or do nothing.

WFO  
2/5

1. Are you a registered voter of Gearhart? YES NO

2. Do you own property in Gearhart? YES NO

3. Are you in support of a new Emergency Response & Resiliency Building in Gearhart?  
YES NO

SEEMS WAY too Big of a building. Not sure we need Resiliency Section.

4. Taking into account emergency preparedness, proximity to respond, cost, and other pertinent info presented, please rank in order 1-3 (1 being the best location) which concept/location you believe would best serve the needs of our community:

Location A: Gearhart Park Station, rank: 2

Location B: Pacific Way Station (current location), rank: 3

Location C: High Point Station, rank: 1

5. Please provide detailed feedback on why you ranked the locations as you did and provide any other ideas or feedback you wish to help the process moving forward:

We should be looking at ways to prevent the flooding of the southern part of Gearhart.

6. In regard to funding, are you supportive of a bond? YES NO

Bond should be a flat rate for all homes. It should

7. In regard to funding, would you like to see private donations\* to help cover costs?

also state "How Many Years" it would take to pay it off.

YES

NO

\*If Yes, please provide name and contact information for anyone who may be interested, and the City will reach out.

Thank you for your feedback! Your opinion is very important to this process.

Disclaimer: The results of this feedback form are for informational purposes only and do not constitute a vote of any kind. This feedback information will be provided to the city council and will result in a summary report available to the public. The city council may then choose to vote on putting a new station on a future ballot for a public vote of citizens, seek more information, or do nothing.

(Sometimes when home owners pay more for a service, they might think they are entitled to better service than their neighbors)

no chg

chgs made 3/5

0-10 chg

- 1. Are you a registered voter of Gearhart?  YES  NO
- 2. Do you own property in Gearhart?  YES  NO
- 3. Are you in support of a new Emergency Response & Resiliency Building in Gearhart?  YES  NO

4. Taking into account emergency preparedness, proximity to respond, cost, and other pertinent info presented, **please rank in order 1-3** (1 being the best location) which concept/location you believe would *best serve* the needs of our community:

Location A: Gearhart Park Station, rank: 2

Location B: Pacific Way Station (current location), rank: 3

Location C: High Point Station, rank: 1

5. Please provide detailed feedback on why you ranked the locations as you did and provide any other ideas or feedback you wish to help the process moving forward:

We believe highest elevation possible is best location

6. In regard to funding, are you supportive of a bond?  YES  NO

7. In regard to ~~funding~~  YES  NO, would you like to see private donations\* to help cover costs?

YES

NO

*\*If Yes, please provide name and contact information for anyone who may be interested, and the City will reach out.*

M<sup>c</sup> Minnimans, Columbia Sportswear (Boyles) Fiber Foundation

**Thank you for your feedback! Your opinion is very important to this process.**

**Disclaimer:** The results of this feedback form are for informational purposes only and do not constitute a vote of any kind. This feedback information will be provided to the city council and will result in a summary report available to the public. The city council may then choose to vote on putting a new station on a future ballot for a public vote of citizens, seek more information, or do nothing.

WF  3/6

1. Are you a registered voter of Gearhart?  YES NO
2. Are you own property in Gearhart?  YES NO
3. Are you in support of a new Emergency Response & Resiliency Station in Gearhart?  
 YES NO

4. Taking into account emergency preparedness, proximity to respond, cost, and other pertinent info presented, **please rank in order 1-3** (1 being the best location) which concept/location you believe would *best serve* the needs of our community:

Concept A: Gearhart Park Station, rank: 3

Concept B: Pacific Way Station (current location), rank: 1

Concept C: High Point Station, rank: 2

5. Please provide detailed feedback on why you ranked the locations as you did and provide any other ideas or feedback you wish to help the process moving forward: \_\_\_\_\_
- \_\_\_\_\_
- \_\_\_\_\_

6. Regarding funding, are you supportive of a bond?  YES NO

7. Regarding funding, would you like to see private donations\* to help cover costs?

YES NO

*\*If Yes, please provide name and contact information for anyone who may be interested, and the City will reach out.*

\_\_\_\_\_

**Thank you for your feedback! Your opinion is very important to this process.**

**Disclaimer:** The results of this feedback form are for informational purposes only and do not constitute a vote of any kind. This feedback information will be provided to the city council and will result in a summary report available to the public. The city council may then choose to vote on putting a new station on a future ballot for a public vote of citizens, seek more information, or do nothing.

WJ  
 ER  
 4/8

1. Are you a registered voter of Gearhart?  YES  NO
2. Are you own property in Gearhart?  YES  NO
3. Are you in support of a new Emergency Response & Resiliency Station in Gearhart?  
 YES  NO
4. Taking into account emergency preparedness, proximity to respond, cost, and other pertinent info presented, **please rank in order 1-3** (1 being the best location) which concept/location you believe would *best serve* the needs of our community:

Concept A: Gearhart Park Station, rank: 1

Concept B: Pacific Way Station (current location), rank: 3

Concept C: High Point Station, rank: 2

5. Please provide detailed feedback on why you ranked the locations as you did and provide any other ideas or feedback you wish to help the process moving forward: We Respect the decision, made by Gearhart Fire Dept. and it is the most affordable for all

6. Regarding funding, are you supportive of a bond?  YES  NO

7. Regarding funding, would you like to see private donations\* to help cover costs?

YES  NO

*\*If Yes, please provide name and contact information for anyone who may be interested, and the City will reach out.*

**Thank you for your feedback! Your opinion is very important to this process.**

**Disclaimer:** The results of this feedback form are for informational purposes only and do not constitute a vote of any kind. This feedback information will be provided to the city council and will result in a summary report available to the public. The city council may then choose to vote on putting a new station on a future ballot for a public vote of citizens, seek more information, or do nothing.

WFK  
3/21



1. Are you a registered voter of Gearhart?  YES  NO
2. Do you own property in Gearhart?  YES  NO
3. Are you in support of a new Emergency Response & Resiliency Building in Gearhart?  
 YES  NO
4. Taking into account emergency preparedness, proximity to respond, cost, and other pertinent info presented, **please rank in order 1-3** (1 being the best location) which concept/location you believe would *best serve* the needs of our community:

Location A: Gearhart Park Station, rank: 3 

Location B: Pacific Way Station (current location), rank: 2

Location C: High Point Station, rank: 1

5. Please provide detailed feedback on why you ranked the locations as you did and provide any other ideas or feedback you wish to help the process moving forward: \_\_\_\_\_

We will not vote for the Gearhart Park Station if that location is selected.

6. In regard to funding, are you supportive of a bond?  YES  NO
7. In regard to funding, would you like to see private donations\* to help cover costs?  YES  NO

*See above comment*

YES

NO *\*If Yes, please provide name and contact information for anyone who may be interested, and the City will reach out.*

**Thank you for your feedback! Your opinion is very important to this process.**  
**Disclaimer:** The results of this feedback form are for informational purposes only and do not constitute a vote of any kind. This feedback information will be provided to the city council and will result in a summary report available to the public. The city council may then choose to vote on putting a new station on a future ballot for a public vote of citizens, seek more information, or do nothing.

*WF  
3/19*

1. Are you a registered voter of Gearhart?  YES NO
2. Do you own property in Gearhart?  YES NO
3. Are you in support of a new Emergency Response & Resiliency Building in Gearhart?  
 YES NO

4. Taking into account emergency preparedness, proximity to respond, cost, and other pertinent info presented, **please rank in order 1-3** (1 being the best location) which concept/location you believe would *best serve* the needs of our community:

Location A: Gearhart Park Station, rank: 2

Location B: Pacific Way Station (current location), rank: 3

Location C: High Point Station, rank: 1

5. Please provide detailed feedback on why you ranked the locations as you did and provide any other ideas or feedback you wish to help the process moving forward: \_\_\_\_\_

LOCATION C (HIGH POINT) PRESERVES THE PARK  
AND IS AT A HIGHER ELEVATION

6. In regard to funding, are you supportive of a bond?  YES NO

7. In regard to funding, would you like to see <sup>PUBLIC</sup> ~~private~~ donations\* to help cover costs?

YES

NO

\*If Yes, please provide name and contact information for anyone who may be interested, and the City will reach out.

U.S. GOVERNMENT + STATE OREGON HELP (YEAH, DREAM ON)

**Thank you for your feedback! Your opinion is very important to this process.**

**Disclaimer:** The results of this feedback form are for informational purposes only and do not constitute a vote of any kind. This feedback information will be provided to the city council and will result in a summary report available to the public. The city council may then choose to vote on putting a new station on a future ballot for a public vote of citizens, seek more information, or do nothing.

WF  NO  
 3/8

1. Are you a registered voter of Gearhart?  YES  NO

2. Are you own property in Gearhart?  YES  NO

3. Are you in support of a new Emergency Response & Resiliency Station in Gearhart?  
 YES  NO

4. Taking into account emergency preparedness, proximity to respond, cost, and other pertinent info presented, **please rank in order 1-3** (1 being the best location) which concept/location you believe would *best serve* the needs of our community:

Concept A: Gearhart Park Station, rank: 3

Concept B: Pacific Way Station (current location), rank: 2

Concept C: High Point Station, rank: 1

5. Please provide detailed feedback on why you ranked the locations as you did and provide any other ideas or feedback you wish to help the process moving forward: \_\_\_\_\_  
\_\_\_\_\_  
\_\_\_\_\_

6. Regarding funding, are you supportive of a bond?  YES  NO

7. Regarding funding, would you like to see private donations\* to help cover costs?  
 YES  NO

*\*If Yes, please provide name and contact information for anyone who may be interested, and the City will reach out.*

**Thank you for your feedback! Your opinion is very important to this process.**

**Disclaimer:** The results of this feedback form are for informational purposes only and do not constitute a vote of any kind. This feedback information will be provided to the city council and will result in a summary report available to the public. The city council may then choose to vote on putting a new station on a future ballot for a public vote of citizens, seek more information, or do nothing.

WFK  
3/12

1. Are you a registered voter of Gearhart?  YES  NO

2. Are you own property in Gearhart?  YES  NO

3. Are you in support of a new Emergency Response & Resiliency Station in Gearhart?  
 YES  NO

4. Taking into account emergency preparedness, proximity to respond, cost, and other pertinent info presented, **please rank in order 1-3** (1 being the best location) which concept/location you believe would *best serve* the needs of our community:

Concept A: Gearhart Park Station, rank: 2

Concept B: Pacific Way Station (current location), rank: 1

Concept C: High Point Station, rank: 3

5. Please provide detailed feedback on why you ranked the locations as you did and provide any other ideas or feedback you wish to help the process moving forward: \_\_\_\_\_

NO FEEDBACK FOR LOCATIONS

6. Regarding funding, are you supportive of a bond?  YES  NO

7. Regarding funding, would you like to see private donations\* to help cover costs?  
YES  NO

*\*If Yes, please provide name and contact information for anyone who may be interested, and the City will reach out.*

**Thank you for your feedback! Your opinion is very important to this process.**

**Disclaimer:** The results of this feedback form are for informational purposes only and do not constitute a vote of any kind. This feedback information will be provided to the city council and will result in a summary report available to the public. The city council may then choose to vote on putting a new station on a future ballot for a public vote of citizens, seek more information, or do nothing.

WJED  
3/12

Are you a registered voter of Gearhart? ✓ YES

To best serve our community members, we want our residents to help choose the best location for a new fire station/public safety building.

Please rank in order 1-3 (1 being the best location) what locations you believe would best serve the needs of our community taking into account emergency preparedness, resiliency against earthquakes and tsunami, and proximity to respond to emergencies of all types:

Pacific Way Station (Current Location), rank: 3

Gearhart Park Station, rank: 1

High Point Station, rank: 2

Please provide detailed feedback on why you ranked the locations as you did and provide any other ideas or feedback you wish to help the process moving forward:

---

---

---

---

---

---

---

Would you like to see private funding help pay for the cost of a new station? \_\_\_\_\_ ✓

Do you know of anyone who would be interested in donating funds to help pay for a new station? \_\_\_\_\_ Would you like to provide a name and contact information for the city to get in touch with that person? \_\_\_\_\_ ✓

*Thank you for your feedback, your opinion is very important to this public process!*

WLF  
4/1

Are you a registered voter of Gearhart? ✓ YES

To best serve our community members, we want our residents to help choose the best location for a new fire station/public safety building.

Please rank in order 1-3 (1 being the best location) what locations you believe would best serve the needs of our community taking into account emergency preparedness, resiliency against earthquakes and tsunami, and proximity to respond to emergencies of all types:

Pacific Way Station (Current Location), rank: 3

Gearhart Park Station, rank: 1

High Point Station, rank: 2

Please provide detailed feedback on why you ranked the locations as you did and provide any other ideas or feedback you wish to help the process moving forward:

---

---

---

---

---

---

---

Would you like to see private funding help pay for the cost of a new station? \_\_\_\_\_ ✓

Do you know of anyone who would be interested in donating funds to help pay for a new station? \_\_\_\_\_ Would you like to provide a name and contact information for the city to get in touch with that person? \_\_\_\_\_ ✓

*Thank you for your feedback, your opinion is very important to this public process!*

WAF/KR  
4/1

1. Are you a registered voter of Gearhart?  YES  NO

2. Are you own property in Gearhart?  YES  NO

3. Are you in support of a new Emergency Response & Resiliency Station in Gearhart?  
 YES  NO

4. Taking into account emergency preparedness, proximity to respond, cost, and other pertinent info presented, **please rank in order 1-3** (1 being the best location) which concept/location you believe would *best serve* the needs of our community:

Concept A: Gearhart Park Station, rank: 3

Concept B: Pacific Way Station (current location), rank: 1

Concept C: High Point Station, rank: 2

5. Please provide detailed feedback on why you ranked the locations as you did and provide any other ideas or feedback you wish to help the process moving forward: \_\_\_\_\_

\_\_\_\_\_  
\_\_\_\_\_  
\_\_\_\_\_

6. Regarding funding, are you supportive of a bond?  YES  NO

7. Regarding funding, would you like to see private donations\* to help cover costs?  
 YES  NO

*\*If Yes, please provide name and contact information for anyone who may be interested, and the City will reach out.*

\_\_\_\_\_

**Thank you for your feedback! Your opinion is very important to this process.**

**Disclaimer:** The results of this feedback form are for informational purposes only and do not constitute a vote of any kind. This feedback information will be provided to the city council and will result in a summary report available to the public. The city council may then choose to vote on putting a new station on a future ballot for a public vote of citizens, seek more information, or do nothing.

WF  
4/8

1. Are you a registered voter of Gearhart?  YES NO
2. Are you own property in Gearhart?  YES NO
3. Are you in support of a new Emergency Response & Resiliency Station in Gearhart?  
 YES NO

4. Taking into account emergency preparedness, proximity to respond, cost, and other pertinent info presented, **please rank in order 1-3** (1 being the best location) which concept/location you believe would *best serve* the needs of our community:

Concept A: Gearhart Park Station, rank: 1

Concept B: Pacific Way Station (current location), rank: 3

Concept C: High Point Station, rank: 2

5. Please provide detailed feedback on why you ranked the locations as you did and provide any other ideas or feedback you wish to help the process moving forward: We Respect the decision, made by Gearhart Fire Dept. and it is the most affordable for all

6. Regarding funding, are you supportive of a bond?  YES NO

7. Regarding funding, would you like to see private donations\* to help cover costs?  
 YES NO


*\*If Yes, please provide name and contact information for anyone who may be interested, and the City will reach out.*

**Thank you for your feedback! Your opinion is very important to this process.**  
**Disclaimer:** The results of this feedback form are for informational purposes only and do not constitute a vote of any kind. This feedback information will be provided to the city council and will result in a summary report available to the public. The city council may then choose to vote on putting a new station on a future ballot for a public vote of citizens, seek more information, or do nothing.

WFK  
3/21



- 1. Are you a registered voter of Gearhart?  YES  NO
- 2. Do you own property in Gearhart?  YES  NO
- 3. Are you in support of a new Emergency Response & Resiliency Building in Gearhart?  
 YES  NO
- 4. Taking into account emergency preparedness, proximity to respond, cost, and other pertinent info presented, **please rank in order 1-3** (1 being the best location) which concept/location you believe would *best serve* the needs of our community:

Location A: Gearhart Park Station, rank: 3 

Location B: Pacific Way Station (current location), rank: 2

Location C: High Point Station, rank: 1

5. Please provide detailed feedback on why you ranked the locations as you did and provide any other ideas or feedback you wish to help the process moving forward: \_\_\_\_\_

We will not vote for the Gearhart Park Station if that location is selected.

- 6. In regard to funding, are you supportive of a bond?  YES  NO ↗ see above comment
- 7. In regard to funding, would you like to see private donations\* to help cover costs?  
 YES  NO comment

*\*If Yes, please provide name and contact information for anyone who may be interested, and the City will reach out.*

**Thank you for your feedback! Your opinion is very important to this process.**  
**Disclaimer:** The results of this feedback form are for informational purposes only and do not constitute a vote of any kind. This feedback information will be provided to the city council and will result in a summary report available to the public. The city council may then choose to vote on putting a new station on a future ballot for a public vote of citizens, seek more information, or do nothing.

WTF  
3/19

1. Are you a registered voter of Gearhart?  YES NO
2. Do you own property in Gearhart?  YES NO
3. Are you in support of a new Emergency Response & Resiliency Building in Gearhart?  
 YES NO
4. Taking into account emergency preparedness, proximity to respond, cost, and other pertinent info presented, **please rank in order 1-3** (1 being the best location) which concept/location you believe would *best serve* the needs of our community:

Location A: Gearhart Park Station, rank: 2

Location B: Pacific Way Station (current location), rank: 3

Location C: High Point Station, rank: 1

5. Please provide detailed feedback on why you ranked the locations as you did and provide any other ideas or feedback you wish to help the process moving forward: \_\_\_\_\_

LOCATION C (HIGH POINT) PRESERVES THE PARK  
AND IS AT A HIGHER ELEVATION

6. In regard to funding, are you supportive of a bond?  YES NO
7. In regard to funding, would you like to see <sup>PUBLIC</sup> ~~private~~ donations\* to help cover costs?

YES

NO

\*If Yes, please provide name and contact information for anyone who may be interested, and the City will reach out.

U.S. GOVERNMENT + STATE OREGON HELP (YEAH, DREAM ON)

**Thank you for your feedback! Your opinion is very important to this process.**

**Disclaimer:** The results of this feedback form are for informational purposes only and do not constitute a vote of any kind. This feedback information will be provided to the city council and will result in a summary report available to the public. The city council may then choose to vote on putting a new station on a future ballot for a public vote of citizens, seek more information, or do nothing.

WF  YES  
3/8

1. Are you a registered voter of Gearhart?  YES  NO
2. Are you own property in Gearhart?  YES  NO
3. Are you in support of a new Emergency Response & Resiliency Station in Gearhart?  
 YES  NO

4. Taking into account emergency preparedness, proximity to respond, cost, and other pertinent info presented, **please rank in order 1-3** (1 being the best location) which concept/location you believe would *best serve* the needs of our community:

Concept A: Gearhart Park Station, rank: 3

Concept B: Pacific Way Station (current location), rank: 2

Concept C: High Point Station, rank: 1

5. Please provide detailed feedback on why you ranked the locations as you did and provide any other ideas or feedback you wish to help the process moving forward: \_\_\_\_\_  
 \_\_\_\_\_  
 \_\_\_\_\_

6. Regarding funding, are you supportive of a bond?  YES  NO

7. Regarding funding, would you like to see private donations\* to help cover costs?  
 YES  NO  
*\*If Yes, please provide name and contact information for anyone who may be interested, and the City will reach out.*

**Thank you for your feedback! Your opinion is very important to this process.**  
**Disclaimer:** The results of this feedback form are for informational purposes only and do not constitute a vote of any kind. This feedback information will be provided to the city council and will result in a summary report available to the public. The city council may then choose to vote on putting a new station on a future ballot for a public vote of citizens, seek more information, or do nothing.

WJ/KO  
3/12

- 1. Are you a registered voter of Gearhart?  YES  NO
- 2. Are you own property in Gearhart?  YES  NO
- 3. ~~Are you~~ in support of a new Emergency Response & Resiliency Station in Gearhart?  
 YES  NO

4. Taking into account emergency preparedness, proximity to respond, cost, and other pertinent info presented, **please rank in order 1-3** (1 being the best location) which concept/location you believe would *best serve* the needs of our community:

Concept A: Gearhart Park Station, rank: 2

Concept B: Pacific Way Station (current location), rank: 1

Concept C: High Point Station, rank: 3

5. Please provide detailed feedback on why you ranked the locations as you did and provide any other ideas or feedback you wish to help the process moving forward: \_\_\_\_\_

NO FEEDBACK FOR LOCATIONS

---



---

- 6. Regarding funding, are you supportive of a bond?  YES  NO
- 7. Regarding funding, would you like to see private donations\* to help cover costs?  
 YES  NO

*\*If Yes, please provide name and contact information for anyone who may be interested, and the City will reach out.*

---

**Thank you for your feedback! Your opinion is very important to this process.**

**Disclaimer:** The results of this feedback form are for informational purposes only and do not constitute a vote of any kind. This feedback information will be provided to the city council and will result in a summary report available to the public. The city council may then choose to vote on putting a new station on a future ballot for a public vote of citizens, seek more information, or do nothing.

WJ/KR  
3/12

1. Are you a registered voter of Gearhart?  YES NO

2. Are you own property in Gearhart?  YES NO

3. Are you in support of a new Emergency Response & Resiliency Station in Gearhart?  
 YES NO

4. Taking into account emergency preparedness, proximity to respond, cost, and other pertinent info presented, **please rank in order 1-3** (1 being the best location) which concept/location you believe would *best serve* the needs of our community:

Concept A: Gearhart Park Station, rank: 3

Concept B: Pacific Way Station (current location), rank: 2

Concept C: High Point Station, rank: 1

5. Please provide detailed feedback on why you ranked the locations as you did and provide any other ideas or feedback you wish to help the process moving forward: \_\_\_\_\_

Highpoint is the highest elevation of 3 choices;  
desire to keep park as is.

6. Regarding funding, are you supportive of a bond?  YES NO

7. Regarding funding, would you like to see private donations\* to help cover costs?  
 YES NO

*\*If Yes, please provide name and contact information for anyone who may be interested, and the City will reach out.*

**Thank you for your feedback! Your opinion is very important to this process.**

**Disclaimer:** The results of this feedback form are for informational purposes only and do not constitute a vote of any kind. This feedback information will be provided to the city council and will result in a summary report available to the public. The city council may then choose to vote on putting a new station on a future ballot for a public vote of citizens, seek more information, or do nothing.

WF 4/5  
(14)

1. Are you a registered voter of Gearhart?     YES                    NO
2. Are you own property in Gearhart?         YES                    NO
3. Are you in support of a new Emergency Response & Resiliency Station in Gearhart?  
    YES                    NO
4. Taking into account emergency preparedness, proximity to respond, cost, and other pertinent info presented, **please rank in order 1-3** (1 being the best location) which concept/location you believe would *best serve* the needs of our community:

Concept A: Gearhart Park Station, rank:   3  

Concept B: Pacific Way Station (current location), rank:   2  

Concept C: High Point Station, rank:   1  

5. Please provide detailed feedback on why you ranked the locations as you did and provide any other ideas or feedback you wish to help the process moving forward: \_\_\_\_\_

Keep Green space green

\_\_\_\_\_

\_\_\_\_\_

6. Regarding funding, are you supportive of a bond?                    YES  Maybe NO

7. Regarding funding, would you like to see private donations\* to help cover costs?

YES                    NO

*\*If Yes, please provide name and contact information for anyone who may be interested, and the City will reach out.*

\_\_\_\_\_

**Thank you for your feedback! Your opinion is very important to this process.**

**Disclaimer:** The results of this feedback form are for informational purposes only and do not constitute a vote of any kind. This feedback information will be provided to the city council and will result in a summary report available to the public. The city council may then choose to vote on putting a new station on a future ballot for a public vote of citizens, seek more information, or do nothing.

NF 4/5  
 YES

1. Are you a registered voter of Gearhart?  YES  NO

2. Are you own property in Gearhart?  YES  NO

3. Are you in support of a new Emergency Response & Resiliency Station in Gearhart?  
YES  NO  I could support the new station

4. Taking into account emergency preparedness, proximity to respond, cost, and other pertinent info presented, **please rank in order 1-3** (1 being the best location) which concept/location you believe would *best serve* the needs of our community:

Concept A: Gearhart Park Station, rank: 3

Concept B: Pacific Way Station (current location), rank: 1

Concept C: High Point Station, rank: 2

\* GEARHART, currently DOES NOT OFFER Adequate Parks for the

5. Please provide detailed feedback on why you ranked the locations as you did and provide any other ideas or feedback you wish to help the process moving forward: GEARHART COMMUNITY  
GEARHART NEEDS "MAINTAINED PARK SPACE"; IT MUST BE  
ACCESSIBLE, APPROPRIATELY LANDSCAPED AND  
WITH A VIEW OF THE SEA. THE PARK AT MARION ST  
& PACIFIC WAY OFFERS THESE OPPORTUNITIES. DON'T GIVE IT UP!

6. Regarding funding, are you supportive of a bond? YES  NO

7. Regarding funding, would you like to see private donations\* to help cover costs?

YES  NO

\*If Yes, please provide name and contact information for anyone who may be interested, and the City will reach out.

**Thank you for your feedback! Your opinion is very important to this process.**

**Disclaimer:** The results of this feedback form are for informational purposes only and do not constitute a vote of any kind. This feedback information will be provided to the city council and will result in a summary report available to the public. The city council may then choose to vote on putting a new station on a future ballot for a public vote of citizens, seek more information, or do nothing.

MF 4/5  
20

1. Are you a registered voter of Gearhart?  YES NO

2. Are you own property in Gearhart?  YES NO

3. Are you in support of a new Emergency Response & Resiliency Station in Gearhart?  
YES  NO

4. Taking into account emergency preparedness, proximity to respond, cost, and other pertinent info presented, **please rank in order 1-3** (1 being the best location) which concept/location you believe would *best serve* the needs of our community:

Concept A: Gearhart Park Station, rank: 0

Concept B: Pacific Way Station (current location), rank: 1

Concept C: High Point Station, rank: 2

5. Please provide detailed feedback on why you ranked the locations as you did and provide any other ideas or feedback you wish to help the process moving forward: MY

CONCERN IS, SHOULD WE HAVE THE  
BIG ONE (OVER 4 MINS) 9.0 + IT  
WONT MATTER WHERE THE DEPT. IS.

W/ ALL PRICES GOING UP, SENIORS STRUGGLE.  
6. Regarding funding, are you supportive of a bond? YES  NO

7. Regarding funding, would you like to see private donations\* to help cover costs?  
YES  NO

*\*If Yes, please provide name and contact information for anyone who may be interested, and the City will reach out.*

**Thank you for your feedback! Your opinion is very important to this process.**

**Disclaimer:** The results of this feedback form are for informational purposes only and do not constitute a vote of any kind. This feedback information will be provided to the city council and will result in a summary report available to the public. The city council may then choose to vote on putting a new station on a future ballot for a public vote of citizens, seek more information, or do nothing.

W/ 48



EMAIL: \_\_\_\_\_ BEST PHONE# \_\_\_\_\_

1. Are you a registered voter of Gearhart?  YES  NO
2. Do you own property in Gearhart?  YES  NO
3. Are you in support of a new Emergency Response & Resiliency Building in Gearhart?  
 YES  NO
4. Taking into account emergency preparedness, proximity to respond, cost, and other pertinent info presented, **please rank in order 1-3** (1 being the best location) which concept/location you believe would *best serve* the needs of our community:

Location A: Gearhart Park Station, rank: X

Location B: Pacific Way Station (current location), rank: X

Location C: High Point Station, rank: #1

5. Please provide detailed feedback on why you ranked the locations as you did and provide any other ideas or feedback you wish to help the process moving forward: \_\_\_\_\_

Resiliency and proximity to population; seems most appropriate location for worst case scenario event

6. In regard to funding, are you supportive of a bond?  YES  NO

7. In regard to funding, would you like to see private donations\* to help cover costs?

YES

NO

*\*If Yes, please provide name and contact information for anyone who may be interested, and the City will reach out.*

**Thank you for your feedback! Your opinion is very important to this process.**

**Disclaimer:** The results of this feedback form are for informational purposes only and do not constitute a vote of any kind. This feedback information will be provided to the city council and will result in a summary report available to the public. The city council may then choose to vote on putting a new station on a future ballot for a public vote of citizens, seek more information, or do nothing.

WF 4/10  
(11)

1. Are you a registered voter of Gearhart?  YES  NO
2. Are you own property in Gearhart?  YES  NO
3. Are you in support of a new Emergency Response & Resiliency Station in Gearhart?  
 YES  NO
4. Taking into account emergency preparedness, proximity to respond, cost, and other pertinent info presented, **please rank in order 1-3** (1 being the best location) which concept/location you believe would *best serve* the needs of our community:

Concept A: Gearhart Park Station, rank: 3

Concept B: Pacific Way Station (current location), rank: 2

Concept C: High Point Station, rank: 1

5. Please provide detailed feedback on why you ranked the locations as you did and provide any other ideas or feedback you wish to help the process moving forward: \_\_\_\_\_
- \_\_\_\_\_
- \_\_\_\_\_
- \_\_\_\_\_

6. Regarding funding, are you supportive of a bond?  YES  NO

7. Regarding funding, would you like to see private donations\* to help cover costs?

YES  NO

*\*If Yes, please provide name and contact information for anyone who may be interested, and the City will reach out.*

\_\_\_\_\_

**Thank you for your feedback! Your opinion is very important to this process.**

**Disclaimer:** The results of this feedback form are for informational purposes only and do not constitute a vote of any kind. This feedback information will be provided to the city council and will result in a summary report available to the public. The city council may then choose to vote on putting a new station on a future ballot for a public vote of citizens, seek more information, or do nothing.

WJ (K)  
3/21

1. Are you a registered voter of Gearhart?       YES       NO
2. Do you own property in Gearhart?       YES      NO
3. Are you in support of a new Emergency Response & Resiliency Building in Gearhart?  
 YES      NO
4. Taking into account emergency preparedness, proximity to respond, cost, and other pertinent info presented, **please rank in order 1-3** (1 being the best location) which concept/location you believe would *best serve* the needs of our community:

Location A: Gearhart Park Station, rank: 3

Location B: Pacific Way Station (current location), rank: 2

Location C: High Point Station, rank: 1

5. Please provide detailed feedback on why you ranked the locations as you did and provide any other ideas or feedback you wish to help the process moving forward: Rather keep the park as it is. No tsunami safety at Pacific Way Station (not high enough). The only negative for High Point Station is that I believe it is still unknown how much the property owners will agree to sell it for.
6. In regard to funding, are you supportive of a bond?       YES      NO
7. In regard to funding, would you like to see private donations\* to help cover costs?

YES

NO

*\*If Yes, please provide name and contact information for anyone who may be interested, and the City will reach out.*

**Thank you for your feedback! Your opinion is very important to this process.**

**Disclaimer:** The results of this feedback form are for informational purposes only and do not constitute a vote of any kind. This feedback information will be provided to the city council and will result in a summary report available to the public. The city council may then choose to vote on putting a new station on a future ballot for a public vote of citizens, seek more information, or do nothing.

WF  
 YES  
 3/24

1. Are you a registered voter of Gearhart?  YES NO
2. Are you own property in Gearhart?  YES NO
3. Are you in support of a new Emergency Response & Resiliency Station in Gearhart?  
 YES NO

4. Taking into account emergency preparedness, proximity to respond, cost, and other pertinent info presented, **please rank in order 1-3** (1 being the best location) which concept/location you believe would *best serve* the needs of our community:

Concept A: Gearhart Park Station, rank: 2

Concept B: Pacific Way Station (current location), rank: 3

\* Concept C: High Point Station, rank: 1

5. Please provide detailed feedback on why you ranked the locations as you did and provide any other ideas or feedback you wish to help the process moving forward: \_\_\_\_\_  
 \_\_\_\_\_  
 \_\_\_\_\_

6. Regarding funding, are you supportive of a bond?  YES NO

7. Regarding funding, would you like to see private donations\* to help cover costs?  
 YES NO \*I  
 m contact information for anyone who

*Thank you for your feedback*  
**Disclaimer:** The results of this feedback will be public. The city council may then choose

WF  
 YES  
 3/21

1. Are you a registered voter of Gearhart?  YES  NO
2. Are you own property in Gearhart?  YES  NO
3. Are you in support of a new Emergency Response & Resiliency Station in Gearhart?  
 YES  NO

4. Taking into account emergency preparedness, proximity to respond, cost, and other pertinent info presented, **please rank in order 1-3** (1 being the best location) which concept/location you believe would *best serve* the needs of our community:

Concept A: Gearhart Park Station, rank: 2

Concept B: Pacific Way Station (current location), rank: 3

Concept C: High Point Station, rank: 1

5. Please provide detailed feedback on why you ranked the locations as you did and provide any other ideas or feedback you wish to help the process moving forward: \_\_\_\_\_

1. height of property
2. central to emergency
3. strongly opposed

6. Regarding funding, are you supportive of a bond?  YES  NO

7. Regarding funding, would you like to see private donations\* to help cover costs?

YES  NO

*\*If Yes, please provide name and contact information for anyone who may be interested, and the City will reach out.*

**Thank you for your feedback! Your opinion is very important to this process.**

**Disclaimer:** The results of this feedback form are for informational purposes only and do not constitute a vote of any kind. This feedback information will be provided to the city council and will result in a summary report available to the public. The city council may then choose to vote on putting a new station on a future ballot for a public vote of citizens, seek more information, or do nothing.

WF (K) 2/21

1. Are you a registered voter of Gearhart?  YES  NO
2. Do you own property in Gearhart?  YES  NO
3. Are you in support of a new Emergency Response & Resiliency Building in Gearhart?  
 YES  NO
4. Taking into account emergency preparedness, proximity to respond, cost, and other pertinent info presented, **please rank in order 1-3** (1 being the best location) which concept/location you believe would *best serve* the needs of our community:

Location A: Gearhart Park Station, rank: 3

Location B: Pacific Way Station (current location), rank: 1

Location C: High Point Station, rank: 2

5. Please provide detailed feedback on why you ranked the locations as you did and provide any other ideas or feedback you wish to help the process moving forward: Current location (least cost and good proximity to population). Highpoint (most costly) Gearhart Park (uses some of the park and that's not good.)

6. In regard to funding, are you supportive of a bond?  YES  NO

7. In regard to funding, would you like to see private donations\* to help cover costs?

YES

NO

\*If Yes, please provide name and contact information for anyone who may be interested, and the City will reach out.

**Thank you for your feedback! Your opinion is very important to this process.**

**Disclaimer:** The results of this feedback form are for informational purposes only and do not constitute a vote of any kind. This feedback information will be provided to the city council and will result in a summary report available to the public. The city council may then choose to vote on putting a new station on a future ballot for a public vote of citizens, seek more information, or do nothing.

WF  
3/21

1. Are you a registered voter of Gearhart?  YES NO
2. Do you own property in Gearhart?  YES NO
3. Are you in support of a new Emergency Response & Resiliency Building in Gearhart?  
 YES NO
4. Taking into account emergency preparedness, proximity to respond, cost, and other pertinent info presented, **please rank in order 1-3** (1 being the best location) which concept/location you believe would *best serve* the needs of our community:

Location A: Gearhart Park Station, rank: 2

Location B: Pacific Way Station (current location), rank: 3

Location C: High Point Station, rank: 1

5. Please provide detailed feedback on why you ranked the locations as you did and provide any other ideas or feedback you wish to help the process moving forward: \_\_\_\_\_

Location A is the highest elevation and in comparison to the other two sites the most ideal for serving all of Gearhart.

6. In regard to funding, are you supportive of a bond?  YES NO
7. In regard to funding, would you like to see private donations\* to help cover costs?

YES

NO

\*If Yes, please provide name and contact information for anyone who may be interested, and the City will reach out.

**Thank you for your feedback! Your opinion is very important to this process.**

**Disclaimer:** The results of this feedback form are for informational purposes only and do not constitute a vote of any kind. This feedback information will be provided to the city council and will result in a summary report available to the public. The city council may then choose to vote on putting a new station on a future ballot for a public vote of citizens, seek more information, or do nothing.

WF  
 3/21

1. Are you a registered voter of Gearhart?  YES  NO
2. Do you own property in Gearhart?  YES  NO
3. Are you in support of a new Emergency Response & Resiliency Building in Gearhart?  
YES  NO
4. Taking into account emergency preparedness, proximity to respond, cost, and other pertinent info presented, **please rank in order 1-3** (1 being the best location) which concept/location you believe would *best serve* the needs of our community:

Location A: Gearhart Park Station, rank: 2

Location B: Pacific Way Station (current location), rank: 3

Location C: High Point Station, rank: 1

5. Please provide detailed feedback on why you ranked the locations as you did and provide any other ideas or feedback you wish to help the process moving forward: \_\_\_\_\_  
\_\_\_\_\_  
\_\_\_\_\_

6. In regard to funding, are you supportive of a bond? YES  NO

7. In regard to funding, would you like to see private donations\* to help cover costs?

YES

NO

*\*If Yes, please provide name and contact information for anyone who may be interested, and the City will reach out.*

**Thank you for your feedback! Your opinion is very important to this process.**

**Disclaimer:** The results of this feedback form are for informational purposes only and do not constitute a vote of any kind. This feedback information will be provided to the city council and will result in a summary report available to the public. The city council may then choose to vote on putting a new station on a future ballot for a public vote of citizens, seek more information, or do nothing.

WF  2/11



1. Are you a registered voter of Gearhart?  YES  NO
2. Do you own property in Gearhart?  YES  NO
3. Are you in support of a new Emergency Response & Resiliency Building in Gearhart?  
 YES  NO
4. Taking into account emergency preparedness, proximity to respond, cost, and other pertinent info presented, **please rank in order 1-3** (1 being the best location) which concept/location you believe would *best serve* the needs of our community:

Location A: Gearhart Park Station, rank: 1

Location B: Pacific Way Station (current location), rank: 3

Location C: High Point Station, rank: 2

5. Please provide detailed feedback on why you ranked the locations as you did and provide any other ideas or feedback you wish to help the process moving forward: \_\_\_\_\_  
 \_\_\_\_\_  
 \_\_\_\_\_

6. In regard to funding, are you supportive of a bond?  YES  NO
7. In regard to funding, would you like to see private donations\* to help cover costs?

YES

NO

*\*If Yes, please provide name and contact information for anyone who may be interested, and the City will reach out.*

**Thank you for your feedback! Your opinion is very important to this process.**

**Disclaimer:** The results of this feedback form are for informational purposes only and do not constitute a vote of any kind. This feedback information will be provided to the city council and will result in a summary report available to the public. The city council may then choose to vote on putting a new station on a future ballot for a public vote of citizens, seek more information, or do nothing.

WF  
 (KF)  
 2/21

SECRET

1. Are you a registered voter of Gearhart?  YES  NO
2. Do you own property in Gearhart?  YES  NO
3. Are you in support of a new Emergency Response & Resiliency Building in Gearhart?  
 YES  NO
4. Taking into account emergency preparedness, proximity to respond, cost, and other pertinent info presented, **please rank in order 1-3** (1 being the best location) which concept/location you believe would *best serve* the needs of our community:

Location A: Gearhart Park Station, rank: 2

Location B: Pacific Way Station (current location), rank: 3

Location C: High Point Station, rank: 1

5. Please provide detailed feedback on why you ranked the locations as you did and provide any other ideas or feedback you wish to help the process moving forward: \_\_\_\_\_  
\_\_\_\_\_  
\_\_\_\_\_

6. In regard to funding, are you supportive of a bond?  YES  NO
7. In regard to funding, would you like to see private donations\* to help cover costs?

YES

NO

*\*If Yes, please provide name and contact information for anyone who may be interested, and the City will reach out.*

*for anyone who can afford to*

**Thank you for your feedback! Your opinion is very important to this process.**

**Disclaimer:** The results of this feedback form are for informational purposes only and do not constitute a vote of any kind. This feedback information will be provided to the city council and will result in a summary report available to the public. The city council may then choose to vote on putting a new station on a future ballot for a public vote of citizens, seek more information, or do nothing.

WFR  
2/21

1. Are you a registered voter of Gearhart?  YES  NO
2. Are you own property in Gearhart?  YES  NO
3. Are you in support of a new Emergency Response & Resiliency Station in Gearhart?  
 YES  NO
4. Taking into account emergency preparedness, proximity to respond, cost, and other pertinent info presented, **please rank in order 1-3** (1 being the best location) which concept/location you believe would *best serve* the needs of our community:

Concept A: Gearhart Park Station, rank: NO

Concept B: Pacific Way Station (current location), rank: 1

Concept C: High Point Station, rank: 2

5. Please provide detailed feedback on why you ranked the locations as you did and provide any other ideas or feedback you wish to help the process moving forward: Gearhart's beautiful, peaceful, open park enjoyed by so many, should not even be under consideration.

6. Regarding funding, are you supportive of a bond?  YES  NO

7. Regarding funding, would you like to see private donations\* to help cover costs?

YES  NO

*\*If Yes, please provide name and contact information for anyone who may be interested, and the City will reach out.*

**Thank you for your feedback! Your opinion is very important to this process.**

**Disclaimer:** The results of this feedback form are for informational purposes only and do not constitute a vote of any kind. This feedback information will be provided to the city council and will result in a summary report available to the public. The city council may then choose to vote on putting a new station on a future ballot for a public vote of citizens, seek more information, or do nothing.

WJ/KR  
3/21

EMAIL: WLF@GEARHART.NC.GOV

1. Are you a registered voter of Gearhart?  YES  NO
2. Are you own property in Gearhart?  YES  NO
3. Are you in support of a new Emergency Response & Resiliency Station in Gearhart?  
 YES  NO

4. Taking into account emergency preparedness, proximity to respond, cost, and other pertinent info presented, **please rank in order 1-3** (1 being the best location) which concept/location you believe would *best serve* the needs of our community:

Concept A: Gearhart Park Station, rank: \_\_\_\_\_

Concept B: Pacific Way Station (current location), rank: 1

Concept C: High Point Station, rank: \_\_\_\_\_

5. Please provide detailed feedback on why you ranked the locations as you did and provide any other ideas or feedback you wish to help the process moving forward:

*I believe we should build a new station where the current one is. The park was not donated for something other than a park! That would be a disgrace to turn it into a station!!*

6. Regarding funding, are you supportive of a bond?  YES  NO
7. Regarding funding, would you like to see private donations\* to help cover costs?  
YES  NO

\*If Yes, please provide name and contact information for anyone who may be interested, and the City will reach out.

**Thank you for your feedback! Your opinion is very important to this process.**

**Disclaimer:** The results of this feedback form are for informational purposes only and do not constitute a vote of any kind. This feedback information will be provided to the city council and will result in a summary report available to the public. The city council may then choose to vote on putting a new station on a future ballot for a public vote of citizens, seek more information, or do nothing.

WLF  
3/27  
KQ

EMAIL: \_\_\_\_\_ BEST PHONE# 3 - -

1. Are you a registered voter of Gearhart?  YES NO
2. <sup>Do</sup> Are you own property in Gearhart?  YES NO
3. Are you in support of a new Emergency Response & Resiliency Station in Gearhart?  
 YES NO
4. Taking into account emergency preparedness, proximity to respond, cost, and other pertinent info presented, **please rank in order 1-3** (1 being the best location) which concept/location you believe would *best serve* the needs of our community:

Concept A: Gearhart Park Station, rank: 1

Concept B: Pacific Way Station (current location), rank: 3

Concept C: High Point Station, rank: 2

5. Please provide detailed feedback on why you ranked the locations as you did and provide any other ideas or feedback you wish to help the process moving forward: \_\_\_\_\_

The High Point location seems to be proposed as  
a "Safe Haven" site - It is not.  
Need for clear accurate costs for High Point location.

6. Regarding funding, are you supportive of a bond?  YES NO

7. Regarding funding, would you like to see private donations\* to help cover costs?

YES

NO

\*If Yes, please provide name and contact information for anyone who may be interested, and the City will reach out.

**Thank you for your feedback! Your opinion is very important to this process.**

**Disclaimer:** The results of this feedback form are for informational purposes only and do not constitute a vote of any kind. This feedback information will be provided to the city council and will result in a summary report available to the public. The city council may then choose to vote on putting a new station on a future ballot for a public vote of citizens, seek more information, or do nothing.

WJ  
3/27  
v.

1. Are you a registered voter of Gearhart?  YES NO

2. <sup>DO</sup> ~~Are~~ you own property in Gearhart?  YES NO

3. Are you in support of a new Emergency Response & Resiliency Station in Gearhart?  
 YES NO

4. Taking into account emergency preparedness, proximity to respond, cost, and other pertinent info presented, **please rank in order 1-3** (1 being the best location) which concept/location you believe would *best serve* the needs of our community:

Concept A: Gearhart Park Station, rank: 1

Concept B: Pacific Way Station (current location), rank: 3

Concept C: High Point Station, rank: 2

5. Please provide detailed feedback on why you ranked the locations as you did and provide any other ideas or feedback you wish to help the process moving forward: \_\_\_\_\_

IT MAKES NO ECONOMIC SENSE TO BUY  
PROPERTY WHEN THE CITY ALREADY HAS  
ACCEPTABLE PROPERTY AT NO ADDITIONAL COST.  
THE ELEVATION DIFFERENCE BETWEEN THE PARK & HIGH  
POINT IS MINIMAL.

6. Regarding funding, are you supportive of a bond?  YES NO

7. Regarding funding, would you like to see private donations\* to help cover costs?  
YES NO

*\*If Yes, please provide name and contact information for anyone who may be interested, and the City will reach out.*

**Thank you for your feedback! Your opinion is very important to this process.**

**Disclaimer:** The results of this feedback form are for informational purposes only and do not constitute a vote of any kind. This feedback information will be provided to the city council and will result in a summary report available to the public. The city council may then choose to vote on putting a new station on a future ballot for a public vote of citizens, seek more information, or do nothing.

WF  
KR  
3/27

1. Are you a registered voter of Gearhart?  YES NO
2. Are you own property in Gearhart?  YES NO
3. Are you in support of a new Emergency Response & Resiliency Station in Gearhart?  
 YES NO
4. Taking into account emergency preparedness, proximity to respond, cost, and other pertinent info presented, **please rank in order 1-3** (1 being the best location) which concept/location you believe would *best serve* the needs of our community:

Concept A: Gearhart Park Station, rank: 2

Concept B: Pacific Way Station (current location), rank: 3

Concept C: High Point Station, rank: 1

5. Please provide detailed feedback on why you ranked the locations as you did and provide any other ideas or feedback you wish to help the process moving forward: \_\_\_\_\_

*Existing station is obsolete and at risk of flooding  
 The park is better, but very unpopular as a potential site.  
 High point ranks highest on elevation, proximity. Cost may not  
 be the deciding factor.*

6. Regarding funding, are you supportive of a bond?  YES NO

7. Regarding funding, would you like to see private donations\* to help cover costs?

YES NO

*\*If Yes, please provide name and contact information for anyone who may be interested, and the City will reach out.*

**Thank you for your feedback! Your opinion is very important to this process.**

**Disclaimer:** The results of this feedback form are for informational purposes only and do not constitute a vote of any kind. This feedback information will be provided to the city council and will result in a summary report available to the public. The city council may then choose to vote on putting a new station on a future ballot for a public vote of citizens, seek more information, or do nothing.

WF  
 3/27

1. Are you a registered voter of Gearhart?  YES  NO
2. Do you own property in Gearhart?  YES  NO
3. Are you in support of a new Emergency Response & Resiliency Building in Gearhart?  
 YES  NO
4. Taking into account emergency preparedness, proximity to respond, cost, and other pertinent info presented, **please rank in order 1-3** (1 being the best location) which concept/location you believe would *best serve* the needs of our community:

Location A: Gearhart Park Station, rank: 2

Location B: Pacific Way Station (current location), rank: 3

Location C: High Point Station, rank: 1

5. Please provide detailed feedback on why you ranked the locations as you did and provide any other ideas or feedback you wish to help the process moving forward: \_\_\_\_\_

*If a new one needs to be built, as assuming it does, then best possible solutions are at higher ground. I am not a fan of it going in at Gearhart Park but would rate it 2nd if needing the higher ground.*

6. In regard to funding, are you supportive of a bond?  YES  NO
7. In regard to funding, would you like to see private donations\* to help cover costs?

YES

NO

*\*If Yes, please provide name and contact information for anyone who may be interested, and the City will reach out.*

**Thank you for your feedback! Your opinion is very important to this process.**

**Disclaimer:** The results of this feedback form are for informational purposes only and do not constitute a vote of any kind. This feedback information will be provided to the city council and will result in a summary report available to the public. The city council may then choose to vote on putting a new station on a future ballot for a public vote of citizens, seek more information, or do nothing.

*(Star in circle) JWP.*

*Chg'd*



1. Are you a registered voter of Gearhart?  YES  NO
2. Do you own property in Gearhart?  YES  NO
3. Are you in support of a new Emergency Response & Resiliency Building in Gearhart?  
 YES  NO
4. Taking into account emergency preparedness, proximity to respond, cost, and other pertinent info presented, **please rank in order 1-3** (1 being the best location) which concept/location you believe would *best serve* the needs of our community:

Location A: Gearhart Park Station, rank: 3

Location B: Pacific Way Station (current location), rank: 1

Location C: High Point Station, rank: 2

5. Please provide detailed feedback on why you ranked the locations as you did and provide any other ideas or feedback you wish to help the process moving forward: \_\_\_\_\_  
 \_\_\_\_\_  
 \_\_\_\_\_

6. In regard to funding, are you supportive of a bond?  YES  NO
7. In regard to funding, would you like to see private donations\* to help cover costs?

YES

NO

*\*If Yes, please provide name and contact information for anyone who may be interested, and the City will reach out.*

**Thank you for your feedback! Your opinion is very important to this process.**

**Disclaimer:** The results of this feedback form are for informational purposes only and do not constitute a vote of any kind. This feedback information will be provided to the city council and will result in a summary report available to the public. The city council may then choose to vote on putting a new station on a future ballot for a public vote of citizens, seek more information, or do nothing.

WLF  
 2/19

1. Are you a registered voter of Gearhart?  YES  NO
2. Are you own property in Gearhart?  YES  NO
3. Are you in support of a new Emergency Response & Resiliency Station in Gearhart?  
 YES  NO
4. Taking into account emergency preparedness, proximity to respond, cost, and other pertinent info presented, **please rank in order 1-3** (1 being the best location) which concept/location you believe would *best serve* the needs of our community:

Concept A: Gearhart Park Station, rank: 3

Concept B: Pacific Way Station (current location), rank: 1

Concept C: High Point Station, rank: 2

5. Please provide detailed feedback on why you ranked the locations as you did and provide any other ideas or feedback you wish to help the process moving forward: \_\_\_\_\_

It's too close to beach

6. Regarding funding, are you supportive of a bond?  YES  NO
7. Regarding funding, would you like to see private donations\* to help cover costs?  
 YES  NO
- \*If Yes, please provide name and contact information for anyone who may be interested, and the City will reach out.

**Thank you for your feedback! Your opinion is very important to this process.**

**Disclaimer:** The results of this feedback form are for informational purposes only and do not constitute a vote of any kind. This feedback information will be provided to the city council and will result in a summary report available to the public. The city council may then choose to vote on putting a new station on a future ballot for a public vote of citizens, seek more information, or do nothing.

WFK  
3/19

1. Are you a registered voter of Gearhart?  YES NO
2. Are you own property in Gearhart?  YES NO
3. Are you in support of a new Emergency Response & Resiliency Station in Gearhart?  
 YES NO ?
4. Taking into account emergency preparedness, proximity to respond, cost, and other pertinent info presented, **please rank in order 1-3** (1 being the best location) which concept/location you believe would *best serve* the needs of our community:

Concept A: Gearhart Park Station, rank: no tsunami vulnerable

Concept B: Pacific Way Station (current location), rank: 1

Concept C: High Point Station, rank: no

5. Please provide detailed feedback on why you ranked the locations as you did and provide any other ideas or feedback you wish to help the process moving forward: better to build across the highway with easy access and less vulnerability to tidal waves

6. Regarding funding, are you supportive of a bond?  YES NO

7. Regarding funding, would you like to see private donations\* to help cover costs?

YES NO  
 tax deduct?

*\*If Yes, please provide name and contact information for anyone who may be interested, and the City will reach out.*

**Thank you for your feedback! Your opinion is very important to this process.**

**Disclaimer:** The results of this feedback form are for informational purposes only and do not constitute a vote of any kind. This feedback information will be provided to the city council and will result in a summary report available to the public. The city council may then choose to vote on putting a new station on a future ballot for a public vote of citizens, seek more information, or do nothing.

WJ  
 JKC  
 3/13

1. Are you a registered voter of Gearhart?  YES <sup>1</sup> NO *YES? per entry*
2. Do you own property in Gearhart?  YES NO
3. Are you in support of a new Emergency Response & Resiliency Building in Gearhart?  
 YES NO

4. Taking into account emergency preparedness, proximity to respond, cost, and other pertinent info presented, **please rank in order 1-3** (1 being the best location) which concept/location you believe would *best serve* the needs of our community:

Location A: Gearhart Park Station, rank: 1

Location B: Pacific Way Station (current location), rank: 3

Location C: High Point Station, rank: 2

5. Please provide detailed feedback on why you ranked the locations as you did and provide any other ideas or feedback you wish to help the process moving forward: \_\_\_\_\_

BEST BANG FOR THE BUCK

\_\_\_\_\_

\_\_\_\_\_

6. In regard to funding, are you supportive of a bond?  YES NO

7. In regard to funding, would you like to see private donations\* to help cover costs?

YES NO *\*If Yes, please provide name and contact information for anyone who may be interested, and the City will reach out.*

**Thank you for your feedback! Your opinion is very important to this process.**

**Disclaimer:** The results of this feedback form are for informational purposes only and do not constitute a vote of any kind. This feedback information will be provided to the city council and will result in a summary report available to the public. The city council may then choose to vote on putting a new station on a future ballot for a public vote of citizens, seek more information, or do nothing.

*WF (KE)*  
2/12

1. Are you a registered voter of Gearhart?  YES  NO
2. Are you own property in Gearhart?  YES  NO
3. Are you in support of a new Emergency Response & Resiliency Station in Gearhart?  
 YES  NO  IF NEEDED
4. Taking into account emergency preparedness, proximity to respond, cost, and other pertinent info presented, **please rank in order 1-3** (1 being the best location) which concept/location you believe would *best serve* the needs of our community:

Concept A: Gearhart Park Station, rank: #3

Concept B: Pacific Way Station (current location), rank: #2

Concept C: High Point Station, rank: #1

5. Please provide detailed feedback on why you ranked the locations as you did and provide any other ideas or feedback you wish to help the process moving forward: \_\_\_\_\_  
 \_\_\_\_\_  
 \_\_\_\_\_

6. Regarding funding, are you supportive of a bond?  YES  NO  IF NEEDED
7. Regarding funding, would you like to see private donations\* to help cover costs?  
 YES  NO  
\*If Yes, please provide name and contact information for anyone who may be interested, and the City will reach out.  
 \_\_\_\_\_

**Thank you for your feedback! Your opinion is very important to this process.**  
**Disclaimer:** The results of this feedback form are for informational purposes only and do not constitute a vote of any kind. This feedback information will be provided to the city council and will result in a summary report available to the public. The city council may then choose to vote on putting a new station on a future ballot for a public vote of citizens, seek more information, or do nothing.

WAT/KF  
3/13

- 
1. Are you a registered voter of Gearhart?  YES NO
2. Are you own property in Gearhart?  YES NO
3. Are you in support of a new Emergency Response & Resiliency Station in Gearhart?  
 YES NO

4. Taking into account emergency preparedness, proximity to respond, cost, and other pertinent info presented, **please rank in order 1-3** (1 being the best location) which concept/location you believe would *best serve* the needs of our community:

Concept A: Gearhart Park Station, rank: 1

Concept B: Pacific Way Station (current location), rank: 2

Concept C: High Point Station, rank: 3

5. Please provide detailed feedback on why you ranked the locations as you did and provide any other ideas or feedback you wish to help the process moving forward: the

Gearhart Park Station is the BEST location to put  
the fire station

---

6. Regarding funding, are you supportive of a bond?  YES NO

7. Regarding funding, would you like to see private donations\* to help cover costs?

YES  NO

*\*If Yes, please provide name and contact information for anyone who may be interested, and the City will reach out.*

---

**Thank you for your feedback! Your opinion is very important to this process.**

**Disclaimer:** The results of this feedback form are for informational purposes only and do not constitute a vote of any kind. This feedback information will be provided to the city council and will result in a summary report available to the public. The city council may then choose to vote on putting a new station on a future ballot for a public vote of citizens, seek more information, or do nothing.

WF (E)  
3/8

1. Are you a registered voter of Gearhart?  YES  NO

2. Do you own property in Gearhart?  YES  NO

3. Are you in support of a new Emergency Response & Resiliency Building in Gearhart?  
 YES  NO

4. Taking into account emergency preparedness, proximity to respond, cost, and other pertinent info presented, **please rank in order 1-3** (1 being the best location) which concept/location you believe would *best serve* the needs of our community:

Location A: Gearhart Park Station, rank: 2

Location B: Pacific Way Station (current location), rank: 3

Location C: High Point Station, rank: 1

5. Please provide detailed feedback on why you ranked the locations as you did and provide any other ideas or feedback you wish to help the process moving forward: \_\_\_\_\_  
\_\_\_\_\_  
\_\_\_\_\_

6. In regard to funding, are you supportive of a bond?  YES  NO

7. In regard to funding, would you like to see private donations\* to help cover costs?

YES

NO

*\*If Yes, please provide name and contact information for anyone who may be interested, and the City will reach out.*

**Thank you for your feedback! Your opinion is very important to this process.**

**Disclaimer:** The results of this feedback form are for informational purposes only and do not constitute a vote of any kind. This feedback information will be provided to the city council and will result in a summary report available to the public. The city council may then choose to vote on putting a new station on a future ballot for a public vote of citizens, seek more information, or do nothing.

WF  
KO  
31A

1. Are you a registered voter of Gearhart?  YES  NO
2. Do you own property in Gearhart?  YES  NO
3. Are you in support of a new Emergency Response & Resiliency Building in Gearhart?  
 YES  NO
4. Taking into account emergency preparedness, proximity to respond, cost, and other pertinent info presented, **please rank in order 1-3** (1 being the best location) which concept/location you believe would *best serve* the needs of our community:

Location A: Gearhart Park Station, rank: 3

Location B: Pacific Way Station (current location), rank: 2

Location C: High Point Station, rank: 1

5. Please provide detailed feedback on why you ranked the locations as you did and provide any other ideas or feedback you wish to help the process moving forward: \_\_\_\_\_  
 \_\_\_\_\_  
 \_\_\_\_\_

6. In regard to funding, are you supportive of a bond?  YES  NO
7. In regard to funding, would you like to see private donations\* to help cover costs?

YES

NO

*\*If Yes, please provide name and contact information for anyone who may be interested, and the City will reach out.*

**Thank you for your feedback! Your opinion is very important to this process.**

**Disclaimer:** The results of this feedback form are for informational purposes only and do not constitute a vote of any kind. This feedback information will be provided to the city council and will result in a summary report available to the public. The city council may then choose to vote on putting a new station on a future ballot for a public vote of citizens, seek more information, or do nothing.

WF  
 3/8



1. Are you a registered voter of Gearhart?  YES  NO
2. Are you own property in Gearhart?  YES  NO
3. Are you in support of a new Emergency Response & Resiliency Station in Gearhart?  
 YES  NO
4. Taking into account emergency preparedness, proximity to respond, cost, and other pertinent info presented, **please rank in order 1-3** (1 being the best location) which concept/location you believe would *best serve* the needs of our community:

Concept A: Gearhart Park Station, rank: 1

Concept B: Pacific Way Station (current location), rank: 3

Concept C: High Point Station, rank: 2

5. Please provide detailed feedback on why you ranked the locations as you did and provide any other ideas or feedback you wish to help the process moving forward: \_\_\_\_\_

Location, location, location

6. Regarding funding, are you supportive of a bond?  YES  NO

7. Regarding funding, would you like to see private donations\* to help cover costs?  
 YES  NO

\*If Yes, please provide name and contact information for anyone who may be interested, and the City will reach out.

more donations ~~to~~ the smaller the Bond.

**Thank you for your feedback! Your opinion is very important to this process.**

**Disclaimer:** The results of this feedback form are for informational purposes only and do not constitute a vote of any kind. This feedback information will be provided to the city council and will result in a summary report available to the public. The city council may then choose to vote on putting a new station on a future ballot for a public vote of citizens, seek more information, or do nothing.

WJ (K)  
3/8

1. Are you a registered voter of Gearhart?  YES NO

2. Are you own property in Gearhart?  YES NO

3. Are you in support of a new Emergency Response & Resiliency Station in Gearhart?  
 YES NO

*As long as it isn't in current location.*

4. Taking into account emergency preparedness, proximity to respond, cost, and other pertinent info presented, **please rank in order 1-3** (1 being the best location) which concept/location you believe would *best serve* the needs of our community:

Concept A: Gearhart Park Station, rank: 2

Concept B: Pacific Way Station (current location), rank: 3

Concept C: High Point Station, rank: 1

5. Please provide detailed feedback on why you ranked the locations as you did and provide any other ideas or feedback you wish to help the process moving forward: I picked High Point as my #1 because of the elevation, I would vote for a bond on either High Point or Park Station, I would NOT support Pacific Way due to poor location and costs.

6. Regarding funding, are you supportive of a bond?  YES NO

7. Regarding funding, would you like to see private donations\* to help cover costs?  
 YES NO

\*If Yes, please provide name and contact information for anyone who may be interested, and the City will reach out.

I don't know any one who has voiced a willingness to donate but all options for funding should be looked at.  
**Thank you for your feedback! Your opinion is very important to this process.**

**Disclaimer:** The results of this feedback form are for informational purposes only and do not constitute a vote of any kind. This feedback information will be provided to the city council and will result in a summary report available to the public. The city council may then choose to vote on putting a new station on a future ballot for a public vote of citizens, seek more information, or do nothing.

*W.F. KR 3/0*

1. Are you a registered voter of Gearhart?  YES NO
2. Do you own property in Gearhart?  YES NO
3. Are you in support of a new Emergency Response & Resiliency Building in Gearhart?  
 YES NO

4. Taking into account emergency preparedness, proximity to respond, cost, and other pertinent info presented, **please rank in order 1-3** (1 being the best location) which concept/location you believe would *best serve* the needs of our community:

Location A: Gearhart Park Station, rank: 1

Location B: Pacific Way Station (current location), rank: 3

Location C: High Point Station, rank: 2

5. Please provide detailed feedback on why you ranked the locations as you did and provide any other ideas or feedback you wish to help the process moving forward: \_\_\_\_\_

Lower cost, central location, RESTORATION  
of the park guaranteed

6. In regard to funding, are you supportive of a bond?  YES NO

7. In regard to funding, would you like to see private donations\* to help cover costs?

YES NO *\*If Yes, please provide name and contact information for anyone who may be interested, and the City will reach out.*

**Thank you for your feedback! Your opinion is very important to this process.**

**Disclaimer:** The results of this feedback form are for informational purposes only and do not constitute a vote of any kind. This feedback information will be provided to the city council and will result in a summary report available to the public. The city council may then choose to vote on putting a new station on a future ballot for a public vote of citizens, seek more information, or do nothing.

WJ  
  
 3/12

- 
1. Are you a registered voter of Gearhart?  YES  NO
  2. Are you own property in Gearhart?  YES  NO
  3.  YES  NO Are you in support of a new Emergency Response & Resiliency Station in Gearhart?
  4. Taking into account emergency preparedness, proximity to respond, cost, and other pertinent info presented, **please rank in order 1-3** (1 being the best location) which concept/location you believe would *best serve* the needs of our community:

Concept A: Gearhart Park Station, rank: 3

Concept B: Pacific Way Station (current location), rank: 2

Concept C: High Point Station, rank: 1

5. Please provide detailed feedback on why you ranked the locations as you did and provide any other ideas or feedback you wish to help the process moving forward: \_\_\_\_\_

High Pt. is safest location  
Gearhart Park is unacceptable chosen for me  
Pacific Way will be under water

6. Regarding funding, are you supportive of a bond?  YES  NO
7. Regarding funding, would you like to see private donations\* to help cover costs?  
 YES  NO

\*If Yes, please provide name and contact information for anyone who may be interested, and the City will reach out.

---

**Thank you for your feedback! Your opinion is very important to this process.**

**Disclaimer:** The results of this feedback form are for informational purposes only and do not constitute a vote of any kind. This feedback information will be provided to the city council and will result in a summary report available to the public. The city council may then choose to vote on putting a new station on a future ballot for a public vote of citizens, seek more information, or do nothing.

WF 10  
2/11

1. Are you a registered voter in Gearhart?  YES  NO
2. Do you own property in Gearhart?  YES  NO
3. Are you in support of a new Emergency Response & Resiliency Building in Gearhart?  
 YES  NO
4. Taking into account emergency preparedness, proximity to respond, cost, and other pertinent info presented, **please rank in order 1-3** (1 being the best location) which concept/location you believe would *best serve* the needs of our community:

Location A: Gearhart Park Station, rank: 3

Location B: Pacific Way Station (current location), rank: 1

Location C: High Point Station, rank: 2

5. Please provide detailed feedback on why you ranked the locations as you did and provide any other ideas or feedback you wish to help the process moving forward: \_\_\_\_\_

The current location is  
fine.

6. In regard to funding, are you supportive of a bond?  YES  NO
7. In regard to funding, would you like to see private donations\* to help cover costs?

YES

NO

\*If Yes, please provide name and contact information for anyone who may be interested, and the City will reach out.

**Thank you for your feedback! Your opinion is very important to this process.**

**Disclaimer:** The results of this feedback form are for informational purposes only and do not constitute a vote of any kind. This feedback information will be provided to the city council and will result in a summary report available to the public. The city council may then choose to vote on putting a new station on a future ballot for a public vote of citizens, seek more information, or do nothing.

WF 10  
2/11

1. Are you a registered voter of Gearhart?      YES ✓      NO
2. Are you own property in Gearhart?      YES ✓      NO
3. Are you in support of a new Emergency Response & Resiliency Station in Gearhart?  
YES ✓      NO

4. Taking into account emergency preparedness, proximity to respond, cost, and other pertinent info presented, **please rank in order 1-3** (1 being the best location) which concept/location you believe would *best serve* the needs of our community:

Concept A: Gearhart Park Station, rank:   3  

Concept B: Pacific Way Station (current location), rank:   2  

Concept C: High Point Station, rank:   1  

5. Please provide detailed feedback on why you ranked the locations as you did and provide any other ideas or feedback you wish to help the process moving forward: \_\_\_\_\_

---



---



---

6. Regarding funding, are you supportive of a bond?      YES ✓      NO

7. Regarding funding, would you like to see private donations\* to help cover costs?

YES      NO

*\*If Yes, please provide name and contact information for anyone who may be interested, and the City will reach out.*

---

**Thank you for your feedback! Your opinion is very important to this process.**

**Disclaimer:** The results of this feedback form are for informational purposes only and do not constitute a vote of any kind. This feedback information will be provided to the city council and will result in a summary report available to the public. The city council may then choose to vote on putting a new station on a future ballot for a public vote of citizens, seek more information, or do nothing.

WF (K) 4/1

1. Are you a registered voter of Gearhart?  YES NO
2. Are you own property in Gearhart?  YES NO
3. Are you in support of a new Emergency Response & Resiliency Station in Gearhart?  
 YES NO
4. Taking into account emergency preparedness, proximity to respond, cost, and other pertinent info presented, **please rank in order 1-3** (1 being the best location) which concept/location you believe would *best serve* the needs of our community:

Concept A: Gearhart Park Station, rank: 3

Concept B: Pacific Way Station (current location), rank: 2

Concept C: High Point Station, rank: 1

5. Please provide detailed feedback on why you ranked the locations as you did and provide any other ideas or feedback you wish to help the process moving forward:

*I feel that going forward, the fire station should be as far out of town as possible in hope of preventing it in the event of a tsunami occurring in my lifetime, but also for future generations.*

6. Regarding funding, are you supportive of a bond?  YES NO
7. Regarding funding, would you like to see private donations\* to help cover costs?  
 YES NO

\*If Yes, please provide name and contact information for anyone who may be interested, and the City will reach out.

**Thank you for your feedback! Your opinion is very important to this process.**

**Disclaimer:** The results of this feedback form are for informational purposes only and do not constitute a vote of any kind. This feedback information will be provided to the city council and will result in a summary report available to the public. The city council may then choose to vote on putting a new station on a future ballot for a public vote of citizens, seek more information, or do nothing.

*WFA*

1. Are you a registered voter of Gearhart?  YES  NO
2. Are you own property in Gearhart?  YES  NO
3. Are you in support of a new Emergency Response & Resiliency Station in Gearhart?  
 YES  NO

4. Taking into account emergency preparedness, proximity to respond, cost, and other pertinent info presented, **please rank in order 1-3** (1 being the best location) which concept/location you believe would *best serve* the needs of our community:

Concept A: Gearhart Park Station, rank: 1

Concept B: Pacific Way Station (current location), rank: 3

Concept C: High Point Station, rank: 2

5. Please provide detailed feedback on why you ranked the locations as you did and provide any other ideas or feedback you wish to help the process moving forward: # A Park

CAN BE ENLARGED - DOESN'T SEEM TO BE USED MUCH ANYWAY!  
LESS COST + LESS INTRUSION THAN # C BUDG BOTH ARE  
BETTER OPTIONS THAN EXISTING SPOT THAT WOULD/COULD  
FLOOD -

6. Regarding funding, are you supportive of a bond?  YES  NO

7. Regarding funding, would you like to see private donations\* to help cover costs?

YES  NO

\*If Yes, please provide name and contact information for anyone who may be interested, and the City will reach out.

UNKNOWN BUT PRIVATE FUNDING IS OK.

**Thank you for your feedback! Your opinion is very important to this process.**

**Disclaimer:** The results of this feedback form are for informational purposes only and do not constitute a vote of any kind. This feedback information will be provided to the city council and will result in a summary report available to the public. The city council may then choose to vote on putting a new station on a future ballot for a public vote of citizens, seek more information, or do nothing.

MS  
 47



1. Are you a registered voter of Gearhart?  YES NO
2. Are you own property in Gearhart?  YES NO
3. Are you in support of a new Emergency Response & Resiliency Station in Gearhart?  
 YES NO
4. Taking into account emergency preparedness, proximity to respond, cost, and other pertinent info presented, **please rank in order 1-3** (1 being the best location) which concept/location you believe would *best serve* the needs of our community:

Concept A: Gearhart Park Station, rank: 3

Concept B: Pacific Way Station (current location), rank: 2

Concept C: High Point Station, rank: 1

5. Please provide detailed feedback on why you ranked the locations as you did and provide any other ideas or feedback you wish to help the process moving forward: \_\_\_\_\_

Tsunami ~~preparadness~~ preparedness is number one  
If high point isn't feasible I'd rather see the current  
location used, since the park station isn't entirely out of tsunami  
danger

6. Regarding funding, are you supportive of a bond?  YES NO
7. Regarding funding, would you like to see private donations\* to help cover costs?  
 YES NO

\*If Yes, please provide name and contact information for anyone who may be interested, and the City will reach out.

**Thank you for your feedback! Your opinion is very important to this process.**

**Disclaimer:** The results of this feedback form are for informational purposes only and do not constitute a vote of any kind. This feedback information will be provided to the city council and will result in a summary report available to the public. The city council may then choose to vote on putting a new station on a future ballot for a public vote of citizens, seek more information, or do nothing.

WJ/KC  
4/1

1. Are you a registered voter of Gearhart?  YES  NO
2. Do you own property in Gearhart?  YES  NO
3. Are you in support of a new Emergency Response & Resiliency Building in Gearhart?  
 YES  NO

4. Taking into account emergency preparedness, proximity to respond, cost, and other pertinent info presented, **please rank in order 1-3** (1 being the best location) which concept/location you believe would *best serve* the needs of our community:

Location A: Gearhart Park Station, rank: 3

Location B: Pacific Way Station (current location), rank: 2

Location C: High Point Station, rank: 1

5. Please provide detailed feedback on why you ranked the locations as you did and provide any other ideas or feedback you wish to help the process moving forward:

I would prefer to keep our park the way it is, but  
understand the perfience of an elevated location

6. In regard to funding, are you supportive of a bond?  YES  NO

7. In regard to funding, would you like to see private donations\* to help cover costs?

YES  NO  \*If Yes, please provide name and contact information for anyone who may be interested, and the City will reach out.

**Thank you for your feedback! Your opinion is very important to this process.**  
**Disclaimer:** The results of this feedback form are for informational purposes only and do not constitute a vote of any kind. This feedback information will be provided to the city council and will result in a summary report available to the public. The city council may then choose to vote on putting a new station on a future ballot for a public vote of citizens, seek more information, or do nothing.

WJ  
 (K) 4/3

- 1. Are you a registered voter of Gearhart?  YES  NO
- 2. Do you own property in Gearhart?  YES  NO
- 3. Are you in support of a new Emergency Response & Resiliency Building in Gearhart?  
 YES  NO
- 4. Taking into account emergency preparedness, proximity to respond, cost, and other pertinent info presented, **please rank in order 1-3** (1 being the best location) which concept/location you believe would *best serve* the needs of our community:

Location A: Gearhart Park Station, rank: 3

Location B: Pacific Way Station (current location), rank: 2

Location C: High Point Station, rank: 1

- 5. Please provide detailed feedback on why you ranked the locations as you did and provide any other ideas or feedback you wish to help the process moving forward: \_\_\_\_\_  
\_\_\_\_\_  
\_\_\_\_\_

- 6. In regard to funding, are you supportive of a bond?  YES  NO

- 7. In regard to funding, would you like to see private donations\* to help cover costs?

YES

NO

*\*If Yes, please provide name and contact information for anyone who may be interested, and the City will reach out.*

**Thank you for your feedback! Your opinion is very important to this process.**

**Disclaimer:** The results of this feedback form are for informational purposes only and do not constitute a vote of any kind. This feedback information will be provided to the city council and will result in a summary report available to the public. The city council may then choose to vote on putting a new station on a future ballot for a public vote of citizens, seek more information, or do nothing.

WF  
4/12

1. Are you a registered voter of Gearhart?  YES  NO

2. Do you own property in Gearhart? YES  NO Rent

3. Are you in support of a new Emergency Response & Resiliency Building in Gearhart?  
 YES  NO

4. Taking into account emergency preparedness, proximity to respond, cost, and other pertinent info presented, **please rank in order 1-3** (1 being the best location) which concept/location you believe would *best serve* the needs of our community:

Location A: Gearhart Park Station, rank: NO

Location B: Pacific Way Station (current location), rank: 2

Location C: High Point Station, rank: 1

5. Please provide detailed feedback on why you ranked the locations as you did and provide any other ideas or feedback you wish to help the process moving forward: \_\_\_\_\_

it should never be at a park,  
that property was donated for a park.

6. In regard to funding, are you supportive of a bond? YES  NO

7. In regard to funding, would you like to see private donations\* to help cover costs?

YES

NO

\*If Yes, please provide name and contact information for anyone who may be interested, and the City will reach out.

**Thank you for your feedback! Your opinion is very important to this process.**

**Disclaimer:** The results of this feedback form are for informational purposes only and do not constitute a vote of any kind. This feedback information will be provided to the city council and will result in a summary report available to the public. The city council may then choose to vote on putting a new station on a future ballot for a public vote of citizens, seek more information, or do nothing.

WF 4/12  
(14)

1. Are you a registered voter of Gearhart?  YES NO
2. Are you own property in Gearhart?  YES NO
3.  Are you in support of a new Emergency Response & Resiliency Station in Gearhart?  
 YES NO

4. Taking into account emergency preparedness, proximity to respond, cost, and other pertinent info presented, **please rank in order 1-3** (1 being the best location) which concept/location you believe would *best serve* the needs of our community:

Concept A: Gearhart Park Station, rank: ~~NO~~ ~~NO~~ NO

Concept B: Pacific Way Station (current location), rank: 2

Concept C: High Point Station, rank: 1

5. Please provide detailed feedback on why you ranked the locations as you did and provide any other ideas or feedback you wish to help the process moving forward: \_\_\_\_\_

*Mrs Miller graciously donated the Marion-Pacific Way Park for the people to enjoy and it should stay that way forever.*

6. Regarding funding, are you supportive of a bond? YES  NO

7. Regarding funding, would you like to see private donations\* to help cover costs?

YES NO

\*If Yes, please provide name and contact information for anyone who may be interested, and the City will reach out.

**Thank you for your feedback! Your opinion is very important to this process.**

**Disclaimer:** The results of this feedback form are for informational purposes only and do not constitute a vote of any kind. This feedback information will be provided to the city council and will result in a summary report available to the public. The city council may then choose to vote on putting a new station on a future ballot for a public vote of citizens, seek more information, or do nothing.

*Apply for Grants*

*WJF 4/12*

- 1. Are you a registered voter of Gearhart?  YES  NO
- 2. Do you own property in Gearhart?  YES  NO
- 3. Are you in support of a new Emergency Response & Resiliency Building in Gearhart?  
 YES  NO

4. Taking into account emergency preparedness, proximity to respond, cost, and other pertinent info presented, **please rank in order 1-3** (1 being the best location) which concept/location you believe would *best serve* the needs of our community:

Location A: Gearhart Park Station, rank: 2

Location B: Pacific Way Station (current location), rank: 3

Location C: High Point Station, rank: 1

5. Please provide detailed feedback on why you ranked the locations as you did and provide any other ideas or feedback you wish to help the process moving forward: \_\_\_\_\_

High Point Station seems like the logical choice due to the elevation (62'-65"), geology - stable with minimum prep needed, and the excellent resiliency score.

- 6. In regard to funding, are you supportive of a bond?  YES  NO
- 7. In regard to funding, would you like to see private donations\* to help cover costs?

YES

NO

*\*If Yes, please provide name and contact information for anyone who may be interested, and the City will reach out.*

**Thank you for your feedback! Your opinion is very important to this process.**

**Disclaimer:** The results of this feedback form are for informational purposes only and do not constitute a vote of any kind. This feedback information will be provided to the city council and will result in a summary report available to the public. The city council may then choose to vote on putting a new station on a future ballot for a public vote of citizens, seek more information, or do nothing.

WLF  
 4/17

EMAIL: \_\_\_\_\_ BEST PHONE# \_\_\_\_\_

1. Are you a registered voter of Gearhart?  YES NO
2. Do you own property in Gearhart?  YES NO
3. Are you in support of a new Emergency Response & Resiliency Building in Gearhart?  
 YES NO
4. Taking into account emergency preparedness, proximity to respond, cost, and other pertinent info presented, **please rank in order 1-3** (1 being the best location) which concept/location you believe would *best serve* the needs of our community:

Location A: Gearhart Park Station, rank: #2  
Location B: Pacific Way Station (current location), rank: #3  
Location C: High Point Station, rank: #1

5. Please provide detailed feedback on why you ranked the locations as you did and provide any other ideas or feedback you wish to help the process moving forward: \_\_\_\_\_  
#C HAS HIGHEST ELEVATION, LESS LIKELY TO FLOOD & ITS LOCATION ACROSS FROM GOLF COURSE WONT BLOCK RESIDENTIAL VIEW. #A 0 ELEVATION & FLOODING #B IS OUT OF THE QUESTION, D/T FLOODING & EXPENSES FOR TEMP. BUILDINGS
6. In regard to funding, are you supportive of a bond?  YES NO DURING RR MODEL
7. In regard to funding, would you like to see private donations\* to help cover costs?

YES NO \*If Yes, please provide name and contact information for anyone who may be interested, and the City will reach out.

IT WOULD BE NICE IF BUSINESS OWNERS & WEALTHIER CITIZENS HELP OUT FINANCIALLY. BEING RETIRED & ON FIXED LIMITED INCOME I'M NOT ABLE TOO.  
Thank you for your feedback! Your opinion is very important to this process.

*Disclaimer: The results of this feedback form are for informational purposes only and do not constitute a vote of any kind. This feedback information will be provided to the city council and will result in a summary report available to the public. The city council may then choose to vote on putting a new station on a future ballot for a public vote of citizens, seek more information, or do nothing.*

MF 4/15  
 KE

1. Are you a registered voter of Gearhart?  YES  NO
2. Do you own property in Gearhart?  YES  NO
3. Are you in support of a new Emergency Response & Resiliency Building in Gearhart?  
 YES  NO

4. Taking into account emergency preparedness, proximity to respond, cost, and other pertinent info presented, **please rank in order 1-3** (1 being the best location) which concept/location you believe would *best serve* the needs of our community:

Location A: Gearhart Park Station, rank: 2

Location B: Pacific Way Station (current location), rank: 3

Location C: High Point Station, rank: 1

5. Please provide detailed feedback on why you ranked the locations as you did and provide any other ideas or feedback you wish to help the process moving forward: \_\_\_\_\_

I think Loc "C" would be best but  
might be too expensive.

6. In regard to funding, are you supportive of a bond?  YES  NO

7. In regard to funding, would you like to see private donations\* to help cover costs?

YES  NO *\*If Yes, please provide name and contact information for anyone who may be interested, and the City will reach out.*

Have no idea!

**Thank you for your feedback! Your opinion is very important to this process.**

**Disclaimer:** The results of this feedback form are for informational purposes only and do not constitute a vote of any kind. This feedback information will be provided to the city council and will result in a summary report available to the public. The city council may then choose to vote on putting a new station on a future ballot for a public vote of citizens, seek more information, or do nothing.

WF 4/16  
 (KF)



1. Are you a registered voter of Gearhart?

YES  NO per Chan!

2. Do you own property in Gearhart?

YES  NO

3. Are you in support of a new Emergency Response & Resiliency Building in Gearhart?

YES  NO

4. Taking into account emergency preparedness, proximity to respond, cost, and other pertinent info presented, **please rank in order 1-3** (1 being the best location) which concept/location you believe would *best serve* the needs of our community:

Location A: Gearhart Park Station, rank: 2

Location B: Pacific Way Station (current location), rank: 3

Location C: High Point Station, rank: 1

5. Please provide detailed feedback on why you ranked the locations as you did and provide any other ideas or feedback you wish to help the process moving forward:

Since it cannot be in the current location, the high point station is best. The park is a horrible choice!!!

6. In regard to funding, are you supportive of a bond?

YES  NO

7. In regard to funding, would you like to see private donations\* to help cover costs?

YES

NO

\*If Yes, please provide name and contact information for anyone who may be interested, and the City will reach out.

**Thank you for your feedback! Your opinion is very important to this process.**

**Disclaimer:** The results of this feedback form are for informational purposes only and do not constitute a vote of any kind. This feedback information will be provided to the city council and will result in a summary report available to the public. The city council may then choose to vote on putting a new station on a future ballot for a public vote of citizens, seek more information, or do nothing.

WF (K) 4/16

1. Are you a registered voter of Gearhart?  YES NO

2. Do you own property in Gearhart?  YES NO

3. Are you in support of a new Emergency Response & Resiliency Building in Gearhart?  
 YES NO

4. Taking into account emergency preparedness, proximity to respond, cost, and other pertinent info presented, **please rank in order 1-3** (1 being the best location) which concept/location you believe would *best serve* the needs of our community:

Location A: Gearhart Park Station, rank: ~~1~~ 1

Location B: Pacific Way Station (current location), rank: 2

Location C: High Point Station, rank: 3

5. Please provide detailed feedback on why you ranked the locations as you did and provide any other ideas or feedback you wish to help the process moving forward: \_\_\_\_\_


6. In regard to funding, are you supportive of a bond?  YES NO

7. In regard to funding, would you like to see private donations\* to help cover costs?

YES NO *\*If Yes, please provide name and contact information for anyone who may be interested, and the City will reach out.*

**Thank you for your feedback! Your opinion is very important to this process.**

**Disclaimer:** The results of this feedback form are for informational purposes only and do not constitute a vote of any kind. This feedback information will be provided to the city council and will result in a summary report available to the public. The city council may then choose to vote on putting a new station on a future ballot for a public vote of citizens, seek more information, or do nothing.

 3/12/21  
SWB

<

made chgs

<

1. Are you a registered voter of Gearhart?  YES  NO
2. Do you own property in Gearhart?  YES  NO
3. Are you in support of a new Emergency Response & Resiliency Building in Gearhart?  
 YES  NO
4. Taking into account emergency preparedness, proximity to respond, cost, and other pertinent info presented, **please rank in order 1-3** (1 being the best location) which concept/location you believe would *best serve* the needs of our community:

Location A: Gearhart Park Station, rank: 1

*made  
chop*

Location B: Pacific Way Station (current location), rank: 2

Location C: High Point Station, rank: 3

5. Please provide detailed feedback on why you ranked the locations as you did and provide any other ideas or feedback you wish to help the process moving forward: \_\_\_\_\_

*I went with the guided walk, and clarified a lot of my questions. It may help to put the information on a line to tell people that the tennis court of the park will not be affected if we build the fire station in the park location.*

6. In regard to funding, are you supportive of a bond?  YES  NO

7. In regard to funding, would you like to see private donations\* to help cover costs?

YES

NO

*\*If Yes, please provide name and contact information for anyone who may be interested, and the City will reach out.*

**Thank you for your feedback! Your opinion is very important to this process.**

**Disclaimer:** The results of this feedback form are for informational purposes only and do not constitute a vote of any kind. This feedback information will be provided to the city council and will result in a summary report available to the public. The city council may then choose to vote on putting a new station on a future ballot for a public vote of citizens, seek more information, or do nothing.

*[Handwritten signature and initials]*

NAME: \_\_\_\_\_

1. Are you a registered voter of Gearhart?  YES NO
2. Are you own property in Gearhart?  YES NO
3. Are you in support of a new Emergency Response & Resiliency Station in Gearhart?  
 YES NO
4. Taking into account emergency preparedness, proximity to respond, cost, and other pertinent info presented, **please rank in order 1-3** (1 being the best location) which concept/location you believe would *best serve* the needs of our community:

Concept A: Gearhart Park Station, rank: 2

Concept B: Pacific Way Station (current location), rank: 3

Concept C: High Point Station, rank: 1

5. Please provide detailed feedback on why you ranked the locations as you did and provide any other ideas or feedback you wish to help the process moving forward: \_\_\_\_\_

#1 Highest Elevation Available

#2 Next Highest

#3 NOT A GOOD LOCATION

6. Regarding funding, are you supportive of a bond?  YES NO

7. Regarding funding, would you like to see private donations\* to help cover costs?

YES

NO

\*If Yes, please provide name and contact information for anyone who may be interested, and the City will reach out.

**Thank you for your feedback! Your opinion is very important to this process.**

**Disclaimer:** The results of this feedback form are for informational purposes only and do not constitute a vote of any kind. This feedback information will be provided to the city council and will result in a summary report available to the public. The city council may then choose to vote on putting a new station on a future ballot for a public vote of citizens, seek more information, or do nothing.

WF  
4/16

1. Are you a registered voter of Gearhart?  YES NO
2. Are you own property in Gearhart?  YES NO
3. Are you in support of a new Emergency Response & Resiliency Station in Gearhart?  
 YES NO

4. Taking into account emergency preparedness, proximity to respond, cost, and other pertinent info presented, **please rank in order 1-3** (1 being the best location) which concept/location you believe would *best serve* the needs of our community:

Concept A: Gearhart Park Station, rank: 1

Concept B: Pacific Way Station (current location), rank: 3

Concept C: High Point Station, rank: 2

5. Please provide detailed feedback on why you ranked the locations as you did and provide any other ideas or feedback you wish to help the process moving forward: \_\_\_\_\_

#1 City owns property  
 #2 Highest elevation  
 #3 Not a good location

6. Regarding funding, are you supportive of a bond?  YES NO

7. Regarding funding, would you like to see private donations\* to help cover costs?

YES NO

\*If Yes, please provide name and contact information for anyone who may be interested, and the City will reach out.

**Thank you for your feedback! Your opinion is very important to this process.**

**Disclaimer:** The results of this feedback form are for informational purposes only and do not constitute a vote of any kind. This feedback information will be provided to the city council and will result in a summary report available to the public. The city council may then choose to vote on putting a new station on a future ballot for a public vote of citizens, seek more information, or do nothing.

WJ/KV  
 7/16

1. Are you a registered voter of Gearhart?  YES  NO

2. Do you own property in Gearhart?  YES  NO

3. Are you in support of a new Emergency Response & Resiliency Building in Gearhart?  
YES  NO  ?

4. Taking into account emergency preparedness, proximity to respond, cost, and other pertinent info presented, **please rank in order 1-3** (1 being the best location) which concept/location you believe would *best serve* the needs of our community:

Location A: Gearhart Park Station, rank:     

Location B: Pacific Way Station (current location), rank:   1  

Location C: High Point Station, rank:     

5. Please provide detailed feedback on why you ranked the locations as you did and provide any other ideas or feedback you wish to help the process moving forward: \_\_\_\_\_

1.) I like the park

2.) money

6. In regard to funding, are you supportive of a bond? YES  NO

7. In regard to funding, would you like to see private donations\* to help cover costs?

YES

NO

\*If Yes, please provide name and contact information for anyone who may be interested, and the City will reach out.

**Thank you for your feedback! Your opinion is very important to this process.**

**Disclaimer:** The results of this feedback form are for informational purposes only and do not constitute a vote of any kind. This feedback information will be provided to the city council and will result in a summary report available to the public. The city council may then choose to vote on putting a new station on a future ballot for a public vote of citizens, seek more information, or do nothing.

WF (K) 4/16

1. Are you a registered voter of Gearhart?  YES  NO
2. Do you own property in Gearhart?  YES  NO
3. Are you in support of a new Emergency Response & Resiliency Building in Gearhart?  
 YES  NO  NA
4. Taking into account emergency preparedness, proximity to respond, cost, and other pertinent info presented, **please rank in order 1-3** (1 being the best location) which concept/location you believe would *best serve* the needs of our community:

Location A: Gearhart Park Station, rank: \_\_\_\_\_

Location B: Pacific Way Station (current location), rank: \_\_\_\_\_

Location C: High Point Station, rank: \_\_\_\_\_

*only choice / develop site*

5. Please provide detailed feedback on why you ranked the locations as you did and provide any other ideas or feedback you wish to help the process moving forward: \_\_\_\_\_

*Centrally located, big enough space.*

6. In regard to funding, are you supportive of a bond?  YES  NO
7. In regard to funding, would you like to see private donations\* to help cover costs?

YES  NO *\*If Yes, please provide name and contact information for anyone who may be interested, and the City will reach out.*  
*Can't think of anyone.*

**Thank you for your feedback! Your opinion is very important to this process.**  
**Disclaimer:** The results of this feedback form are for informational purposes only and do not constitute a vote of any kind. This feedback information will be provided to the city council and will result in a summary report available to the public. The city council may then choose to vote on putting a new station on a future ballot for a public vote of citizens, seek more information, or do nothing.

*WJF 4/11*

1. Are you a registered voter of Gearhart?  YES NO
2. Do you own property in Gearhart?  YES NO
3. Are you in support of a new Emergency Response & Resiliency Building in Gearhart?  
 YES NO

4. Taking into account emergency preparedness, proximity to respond, cost, and other pertinent info presented, **please rank in order 1-3** (1 being the best location) which concept/location you believe would *best serve* the needs of our community:

Location A: Gearhart Park Station, rank: 2

Location B: Pacific Way Station (current location), rank: 3

Location C: High Point Station, rank: 1

5. Please provide detailed feedback on why you ranked the locations as you did and provide any other ideas or feedback you wish to help the process moving forward:

HIGH POINT IS THE SAFEST LOCATION.  
THERE'S TOO MUCH POLITICAL  
RESISTANCE TO THE PARK.  
CURRENT LOCATION IS NOT WISE.

6. In regard to funding, are you supportive of a bond?  YES NO

7. In regard to funding, would you like to see private donations\* to help cover costs?

YES

NO

\*If Yes, please provide name and contact information for anyone who may be interested, and the City will reach out.

**Thank you for your feedback! Your opinion is very important to this process.**

**Disclaimer:** The results of this feedback form are for informational purposes only and do not constitute a vote of any kind. This feedback information will be provided to the city council and will result in a summary report available to the public. The city council may then choose to vote on putting a new station on a future ballot for a public vote of citizens, seek more information, or do nothing.

WF 4/17/20



1. Are you a registered voter of Gearhart?  YES NO

2. Do you own property in Gearhart?  YES NO

3. Are you in support of a new Emergency Response & Resiliency Building in Gearhart?  
 YES NO

4. Taking into account emergency preparedness, proximity to respond, cost, and other pertinent info presented, **please rank in order 1-3** (1 being the best location) which concept/location you believe would *best serve* the needs of our community:

Location A: Gearhart Park Station, rank: 1

Location B: Pacific Way Station (current location), rank: 3

Location C: High Point Station, rank: 2

5. Please provide detailed feedback on why you ranked the locations as you did and provide any other ideas or feedback you wish to help the process moving forward: \_\_\_\_\_

A - LOWER COST, CENTRAL LOCATION  
C - HIGHER COST, NOT AS CENTRAL  
B - NOT ACCEPTABLE FOR TOSHANNI SITE

6. In regard to funding, are you supportive of a bond?  YES NO

7. In regard to funding, would you like to see private donations\* to help cover costs?

YES

NO

\*If Yes, please provide name and contact information for anyone who may be interested, and the City will reach out.

**Thank you for your feedback! Your opinion is very important to this process.**

**Disclaimer:** The results of this feedback form are for informational purposes only and do not constitute a vote of any kind. This feedback information will be provided to the city council and will result in a summary report available to the public. The city council may then choose to vote on putting a new station on a future ballot for a public vote of citizens, seek more information, or do nothing.

WF  
4/17

1. Are you a registered voter of Gearhart?  YES NO

2. Do you own property in Gearhart?  YES NO

3. Are you in support of a new Emergency Response & Resiliency Building in Gearhart?  
 YES NO

4. Taking into account emergency preparedness, proximity to respond, cost, and other pertinent info presented, **please rank in order 1-3** (1 being the best location) which concept/location you believe would *best serve* the needs of our community:

Location A: Gearhart Park Station, rank: 1

Location B: Pacific Way Station (current location), rank: 3

Location C: High Point Station, rank: 2

5. Please provide detailed feedback on why you ranked the locations as you did and provide any other ideas or feedback you wish to help the process moving forward: \_\_\_\_\_

A - Lower Cost - More Central Location

6. In regard to funding, are you supportive of a bond?  YES NO

7. In regard to funding, would you like to see private donations\* to help cover costs?

YES

NO

\*If Yes, please provide name and contact information for anyone who may be interested, and the City will reach out.

**Thank you for your feedback! Your opinion is very important to this process.**

**Disclaimer:** The results of this feedback form are for informational purposes only and do not constitute a vote of any kind. This feedback information will be provided to the city council and will result in a summary report available to the public. The city council may then choose to vote on putting a new station on a future ballot for a public vote of citizens, seek more information, or do nothing.

WJ (K)  
4/17

1. Are you a registered voter of Gearhart?  YES  NO
2. Do you own property in Gearhart?  YES  NO
3. Are you in support of a new Emergency Response & Resiliency Building in Gearhart?  
 YES  NO

4. Taking into account emergency preparedness, proximity to respond, cost, and other pertinent info presented, **please rank in order 1-3** (1 being the best location) which concept/location you believe would *best serve* the needs of our community:

Location A: Gearhart Park Station, rank: 2

Location B: Pacific Way Station (current location), rank: 3

Location C: High Point Station, rank: 1

5. Please provide detailed feedback on why you ranked the locations as you did and provide any other ideas or feedback you wish to help the process moving forward: \_\_\_\_\_

High point is the highest point!

\_\_\_\_\_

\_\_\_\_\_

6. In regard to funding, are you supportive of a bond?  YES  NO

7. In regard to funding, would you like to see private donations\* to help cover costs?

YES

NO

*\*If Yes, please provide name and contact information for anyone who may be interested, and the City will reach out.*

**Thank you for your feedback! Your opinion is very important to this process.**

**Disclaimer:** The results of this feedback form are for informational purposes only and do not constitute a vote of any kind. This feedback information will be provided to the city council and will result in a summary report available to the public. The city council may then choose to vote on putting a new station on a future ballot for a public vote of citizens, seek more information, or do nothing.

WJH  
4/17

1. Are you a registered voter of Gearhart?  YES NO
2. Are you own property in Gearhart?  YES NO
3. Are you in support of a new Emergency Response & Resiliency Station in Gearhart?  
 YES NO
4. Taking into account emergency preparedness, proximity to respond, cost, and other pertinent info presented, **please rank in order 1-3** (1 being the best location) which concept/location you believe would *best serve* the needs of our community:

Concept A: Gearhart Park Station, rank: 3

Concept B: Pacific Way Station (current location), rank: 2

Concept C: High Point Station, rank: 1

5. Please provide detailed feedback on why you ranked the locations as you did and provide any other ideas or feedback you wish to help the process moving forward: The park is the park. It should stay the park. I think the High Point Station makes the most sense for when disaster strikes

6. Regarding funding, are you supportive of a bond?  YES NO

7. Regarding funding, would you like to see private donations\* to help cover costs?  
YES  NO

*\*If Yes, please provide name and contact information for anyone who may be interested, and the City will reach out.*

**Thank you for your feedback! Your opinion is very important to this process.**

**Disclaimer:** The results of this feedback form are for informational purposes only and do not constitute a vote of any kind. This feedback information will be provided to the city council and will result in a summary report available to the public. The city council may then choose to vote on putting a new station on a future ballot for a public vote of citizens, seek more information, or do nothing.

WF (K) 4/17

1. Are you a registered voter of Gearhart?  YES  NO
2. Are you own property in Gearhart?  YES  NO
3. Are you in support of a new Emergency Response & Resiliency Station in Gearhart?  
 YES  NO

4. Taking into account emergency preparedness, proximity to respond, cost, and other pertinent info presented, **please rank in order 1-3** (1 being the best location) which concept/location you believe would *best serve* the needs of our community:

~~Concept A: Gearhart Park Station, rank: \_\_\_\_\_~~

Concept B: Pacific Way Station (current location), rank: 1

Concept C: High Point Station, rank: 2

5. Please provide detailed feedback on why you ranked the locations as you did and provide any other ideas or feedback you wish to help the process moving forward: \_\_\_\_\_
- \_\_\_\_\_
- \_\_\_\_\_

6. Regarding funding, are you supportive of a bond?  YES  NO

7. Regarding funding, would you like to see private donations\* to help cover costs?  
 YES  NO

*\*If Yes, please provide name and contact information for anyone who may be interested, and the City will reach out.*

\_\_\_\_\_

**Thank you for your feedback! Your opinion is very important to this process.**

**Disclaimer:** The results of this feedback form are for informational purposes only and do not constitute a vote of any kind. This feedback information will be provided to the city council and will result in a summary report available to the public. The city council may then choose to vote on putting a new station on a future ballot for a public vote of citizens, seek more information, or do nothing.

W.F.  
 YES  
 4/17

1. Are you a registered voter of Gearhart?  YES  NO

2. Are you own property in Gearhart?  YES  NO

3. Are you in support of a new Emergency Response & Resiliency Station in Gearhart?  
 YES  NO

4. Taking into account emergency preparedness, proximity to respond, cost, and other pertinent info presented, **please rank in order 1-3** (1 being the best location) which concept/location you believe would *best serve* the needs of our community:

Concept A: Gearhart Park Station, rank: 1

Concept B: Pacific Way Station (current location), rank: 2

Concept C: High Point Station, rank: 3

5. Please provide detailed feedback on why you ranked the locations as you did and provide any other ideas or feedback you wish to help the process moving forward: As a responder the park is centrally located for the cost.


6. Regarding funding, are you supportive of a bond?  YES  NO

7. Regarding funding, would you like to see private donations\* to help cover costs?  
 YES  NO

*\*If Yes, please provide name and contact information for anyone who may be interested, and the City will reach out.*

**Thank you for your feedback! Your opinion is very important to this process.**

**Disclaimer:** The results of this feedback form are for informational purposes only and do not constitute a vote of any kind. This feedback information will be provided to the city council and will result in a summary report available to the public. The city council may then choose to vote on putting a new station on a future ballot for a public vote of citizens seek more information, or do nothing.



EMAIL: \_\_\_\_\_ BEST PHONE: \_\_\_\_\_

1. Are you a registered voter of Gearhart?  YES ~~#2~~ /  NO  
not #1
2. Are you own property in Gearhart?  YES  NO
3. Are you in support of a new Emergency Response & Resiliency Station in Gearhart?  
 YES  NO
4. Taking into account emergency preparedness, proximity to respond, cost, and other pertinent info presented, **please rank in order 1-3** (1 being the best location) which concept/location you believe would *best serve* the needs of our community:

Concept A: Gearhart Park Station, rank: No

Concept B: Pacific Way Station (<sup>tsunami zone</sup> current location), rank: 2

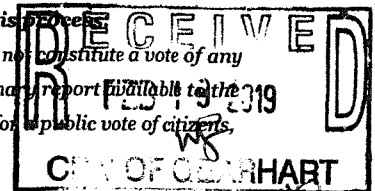
Concept C: High Point Station, rank: 1

5. Please provide detailed feedback on why you ranked the locations as you did and provide any other ideas or feedback you wish to help the process moving forward: \_\_\_\_\_
1. "High" or higher to be out of tsunami danger
2. Why build at current location in the tsunami zone?
6. Regarding funding, are you supportive of a bond?  YES  NO
7. Regarding funding, would you like to see private donations\* to help cover costs?  
YES  NO

\*If Yes, please provide name and contact information for anyone who may be interested, and the City will reach out.

**Thank you for your feedback! Your opinion is very important to this process.**

**Disclaimer:** The results of this feedback form are for informational purposes only and do not constitute a vote of any kind. This feedback information will be provided to the city council and will result in a summary report available to the public. The city council may then choose to vote on putting a new station on a future ballot for a public vote of citizens, seek more information, or do nothing.



- 
1. Are you a registered voter of Gearhart?  YES NO
  2. Are you own property in Gearhart?  YES NO
  3. Are you in support of a new Emergency Response & Resiliency Station in Gearhart?  
 YES NO
  4. Taking into account emergency preparedness, proximity to respond, cost, and other pertinent info presented, **please rank in order 1-3** (1 being the best location) which concept/location you believe would *best serve* the needs of our community:

Concept A: Gearhart Park Station, rank: 3

Concept B: Pacific Way Station (current location), rank: 2

Concept C: High Point Station, rank: 1

5. Please provide detailed feedback on why you ranked the locations as you did and provide any other ideas or feedback you wish to help the process moving forward: High

Point Station seems a great, and logical location - out of "downtown" traffic & easy access to MOI


6. Regarding funding, are you supportive of a bond?  YES NO
7. Regarding funding, would you like to see private donations\* to help cover costs?  
 YES NO

*\*If Yes, please provide name and contact information for anyone who may be interested, and the City will reach out.*

---

**Thank you for your feedback! Your opinion is very important to this process.**

**Disclaimer:** The results of this feedback form are for informational purposes only and do not constitute a vote of any kind. This feedback information will be provided to the city council and will result in a summary report available to the public. The city council may then choose to vote on putting a new station on a future ballot for a public vote of citizens, seek more information, or do nothing.





NAME: Joe 12 12 12 BEST PHONE# \_\_\_\_\_

She is  
under  
old  
paper  
address

- 1. Are you a registered voter of Gearhart?  YES  NO
- 2. Are you own property in Gearhart?  YES  NO - n/a, both
- 3. Are you in support of a new Emergency Response & Resiliency Station in Gearhart?  
YES  NO

4. Taking into account emergency preparedness, proximity to respond, cost, and other pertinent info presented, **please rank in order 1-3** (1 being the best location) which concept/location you believe would *best serve* the needs of our community:

Concept A: Gearhart Park Station, rank: 4 #1 - somewhere

Concept B: Pacific Way Station (current location), rank: 2 MIOL - or East

Concept C: High Point Station, rank: 3

5. Please provide detailed feedback on why you ranked the locations as you did and provide any other ideas or feedback you wish to help the process moving forward: Most

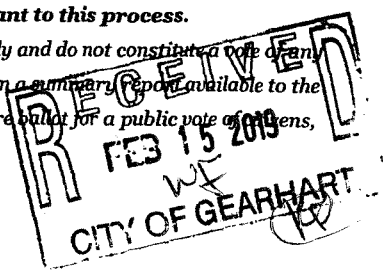
emergency response call requires them to go into Hwy 101. A location closest to Hwy 101 would improve response times thus saving lives. why drive thru downtown to turn around and go to the Hwy?

- 6. Regarding funding, are you supportive of a bond? YES  NO
- 7. Regarding funding, would you like to see private donations\* to help cover costs?  
 YES  NO

\*If Yes, please provide name and contact information for anyone who may be interested, and the City will reach out.

**Thank you for your feedback! Your opinion is very important to this process.**

**Disclaimer:** The results of this feedback form are for informational purposes only and do not constitute a vote of any kind. This feedback information will be provided to the city council and will result in a summary report available to the public. The city council may then choose to vote on putting a new station on a future ballot for a public vote of citizens, seek more information, or do nothing.



1. Are you a registered voter of Gearhart?  YES NO

2. Are you own property in Gearhart?  YES NO

3. Are you in support of a new Emergency Response & Resiliency Station in Gearhart?  
YES  NO

4. Taking into account emergency preparedness, proximity to respond, cost, and other pertinent info presented, **please rank in order 1-3** (1 being the best location) which concept/location you believe would *best serve* the needs of our community:

Concept A: Gearhart Park Station, rank: 3

Concept B: Pacific Way Station (current location), rank: 1

Concept C: High Point Station, rank: 2

5. Please provide detailed feedback on why you ranked the locations as you did and provide any other ideas or feedback you wish to help the process moving forward: We

think the current location best fits  
Needs of community

6. Regarding funding, are you supportive of a bond? YES  NO

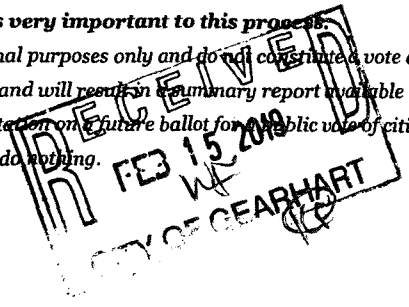
7. Regarding funding, would you like to see private donations\* to help cover costs?  
YES  NO

\*If Yes, please provide name and contact information for anyone who may be interested, and the City will reach out.

No more bonds / period /  
move fire station to new school

**Thank you for your feedback! Your opinion is very important to this process.**

**Disclaimer:** The results of this feedback form are for informational purposes only and do not constitute a vote of any kind. This feedback information will be provided to the city council and will result in a summary report available to the public. The city council may then choose to vote on putting a new station on a future ballot for the public vote of citizens, seek more information, or do nothing.



1. Are you a registered voter of Gearhart?  YES NO
2. Are you own property in Gearhart?  YES NO
3. Are you in support of a new Emergency Response & Resiliency Station in Gearhart?  
YES  NO
4. Taking into account emergency preparedness, proximity to respond, cost, and other pertinent info presented, **please rank in order 1-3** (1 being the best location) which concept/location you believe would *best serve* the needs of our community:

Concept A: Gearhart Park Station, rank: \_\_\_\_\_

Concept B: Pacific Way Station (current location), rank: X

none of the above

Concept C: High Point Station, rank: \_\_\_\_\_

5. Please provide detailed feedback on why you ranked the locations as you did and provide any other ideas or feedback you wish to help the process moving forward: \_\_\_\_\_

Keep it were it is the physical address

6. Regarding funding, are you supportive of a bond?  YES NO

7. Regarding funding, would you like to see private donations\* to help cover costs?

YES


NO

*\*If Yes, please provide name and contact information for anyone who may be interested, and the City will reach out.*

**Thank you for your feedback! Your opinion is very important to this process.**

**Disclaimer:** The results of this feedback form are for informational purposes only and do not constitute a vote of any kind. This feedback information will be provided to the city council and will result in a summary report available to the public. The city council may then choose to vote on putting a new station on a future ballot for a public vote of citizens.

seek more information, or do nothing.



1. Are you a registered voter of Gearhart?  YES NO
2. Are you own property in Gearhart?  YES NO
3. Are you in support of a new Emergency Response & Resiliency Station in Gearhart?  
 YES NO
4. Taking into account emergency preparedness, proximity to respond, cost, and other pertinent info presented, **please rank in order 1-3** (1 being the best location) which concept/location you believe would *best serve* the needs of our community:

Concept A: Gearhart Park Station, rank: 2

Concept B: Pacific Way Station (current location), rank: 3

Concept C: High Point Station, rank: 1

5. Please provide detailed feedback on why you ranked the locations as you did and provide any other ideas or feedback you wish to help the process moving forward: High Pt. is the highest, good access. We reluctantly rate park as #2, but do not think it should even be an option. We need it to stay a park. Pac. Way is not viable at all.
6. Regarding funding, are you supportive of a bond?  YES NO

7. Regarding funding, would you like to see private donations\* to help cover costs?  
 YES NO


*\*If Yes, please provide name and contact information for anyone who may be interested, and the City will reach out.*

Andrew Weiderhorn - it's the least he can do.

**Thank you for your feedback! Your opinion is very important to this process.**

**Disclaimer:** The results of this feedback form are for informational purposes only and do not constitute a vote of any kind. This feedback information will be provided to the city council and will result in a summary report available to the public. The city council may then choose to vote on putting a new station on a future ballot for a public vote of citizens.

seek more information, or do nothing.



1. Are you a registered voter of Gearhart?  YES  NO
- ✓ 2. Are you own property in Gearhart?  YES  NO
3. Are you in support of a new Emergency Response & Resiliency Station in Gearhart?  
 YES  NO
4. Taking into account emergency preparedness, proximity to respond, cost, and other pertinent info presented, **please rank in order 1-3** (1 being the best location) which concept/location you believe would *best serve* the needs of our community:

Concept A: Gearhart Park Station, rank: 3 **NOT AT ALL IN FAVOR OF THIS!**

Concept B: Pacific Way Station (current location), rank: 1

Concept C: High Point Station, rank: 2

5. Please provide detailed feedback on why you ranked the locations as you did and provide any other ideas or feedback you wish to help the process moving forward: The park should remain a park to be enjoyed by all. Using the current location makes sense for best use of resources. High Point would be ok but it still concerns me being so close to the ocean.

6. Regarding funding, are you supportive of a bond? YES  NO

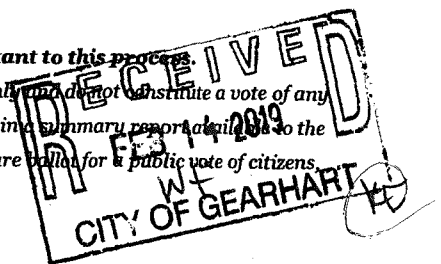
7. Regarding funding, would you like to see private donations\* to help cover costs?  
 YES  NO

\*If Yes, please provide name and contact information for anyone who may be interested, and the City will reach out.

*as long as donators don't have majority decision on where it is built.*

**Thank you for your feedback! Your opinion is very important to this process.**

**Disclaimer:** The results of this feedback form are for informational purposes only and do not constitute a vote of any kind. This feedback information will be provided to the city council and will result in a summary report available to the public. The city council may then choose to vote on putting a new station on a future ballot for a public vote of citizens. seek more information, or do nothing.



1. Are you a registered voter of Gearhart? <sup>gmail</sup>  YES  NO
2. Are you own property in Gearhart?  YES  NO
3. Are you in support of a new Emergency Response & Resiliency Station in Gearhart?  
 YES  NO
4. Taking into account emergency preparedness, proximity to respond, cost, and other pertinent info presented, **please rank in order 1-3** (1 being the best location) which concept/location you believe would *best serve* the needs of our community:

Concept A: Gearhart Park Station, rank: 3

Concept B: Pacific Way Station (current location), rank: 1

Concept C: High Point Station, rank: 2

5. Please provide detailed feedback on why you ranked the locations as you did and provide any other ideas or feedback you wish to help the process moving forward:

I think we need to keep the park

---



---

6. Regarding funding, are you supportive of a bond?  YES  NO

7. Regarding funding, would you like to see private donations\* to help cover costs?

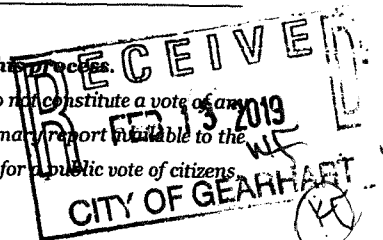
YES

NO

*\*If Yes, please provide name and contact information for anyone who may be interested, and the City will reach out.*

**Thank you for your feedback! Your opinion is very important to this process.**

**Disclaimer:** The results of this feedback form are for informational purposes only and do not constitute a vote of any kind. This feedback information will be provided to the city council and will result in a summary report available to the public. The city council may then choose to vote on putting a new station on a future ballot for a public vote of citizens, seek more information, or do nothing.



- 1. Are you a registered voter of Gearhart?  YES NO
- 2. Do you own property in Gearhart?  YES NO
- 3. Are you in support of a new Emergency Response & Resiliency Building in Gearhart?  
 YES NO
- 4. Taking into account emergency preparedness, proximity to respond, cost, and other pertinent info presented, **please rank in order 1-3** (1 being the best location) which concept/location you believe would *best serve* the needs of our community:

Location A: Gearhart Park Station, rank: 3

Location B: Pacific Way Station (current location), rank: 1


Location C: High Point Station, rank: 2

- 5. Please provide detailed feedback on why you ranked the locations as you did and provide any other ideas or feedback you wish to help the process moving forward: \_\_\_\_\_  
THIS LOCATION SEEMS TO FIT IN CITY PLANS BEST (#1)

- 6. In regard to funding, are you supportive of a bond?  YES NO
- 7. In regard to funding, would you like to see private donations\* to help cover costs?  
 YES NO *\*If Yes, please provide name and contact information for anyone who may be interested, and the City will reach out.*

NOT ME, THOUGH.

**Thank you for your feedback! Your opinion is very important to this process.**  
**Disclaimer:** The results of this feedback form are for informational purposes only and do not constitute a vote of any kind. This feedback information will be provided to the city council and will result in a summary report available to the public. The city council may then choose to vote on putting a new station on a future ballot for a public vote of citizens, seek more information, or do nothing.



1. Are you a registered voter of Gearhart?  YES  NO
2. Are you own property in Gearhart?  YES  NO
3. Are you in support of a new Emergency Response & Resiliency Station in Gearhart?  
 YES  NO

4. Taking into account emergency preparedness, proximity to respond, cost, and other pertinent info presented, **please rank in order 1-3** (1 being the best location) which concept/location you believe would *best serve* the needs of our community:

Concept A: Gearhart Park Station, rank: 3

Concept B: Pacific Way Station (current location), rank: 2

Concept C: High Point Station, rank: 1

5. Please provide detailed feedback on why you ranked the locations as you did and provide any other ideas or feedback you wish to help the process moving forward: \_\_\_\_\_

1.) DENSITY & CONDOS AND DEVELOPMENTS TO THE NORTH  
WE WOULD LIKE TO SEE THE PARK DEVELOPED.

ARE SDC'S AVAILABLE FOR ADDITIONAL FUNDING?  
ALSO, AN INCREASE ON VACATION RENTALS .5 TO 1% PER NITE. TAX.

6. Regarding funding, are you supportive of a bond?  YES  NO
7. Regarding funding, would you like to see private donations\* to help cover costs?  
 YES  NO

*\*If Yes, please provide name and contact information for anyone who may be interested, and the City will reach out.*

**Thank you for your feedback! Your opinion is very important to this process.**

**Disclaimer:** The results of this feedback form are for informational purposes only and do not constitute a vote of any kind. This feedback information will be provided to the city council and will result in a summary report available to the public. The city council may then choose to vote on putting a new station on a future ballot for a public vote. Citizens, seek more information, or do nothing.



IF THE PACIFIC WAY STATION IS NOT CHOSEN, WHAT BECOMES OF THE EXISTING STRUCTURE AND PROPERTY?



- 1. Are you a registered voter of Gearhart?  YES  NO
- 2. Are you own property in Gearhart?  YES  NO
- 3. Are you in support of a new Emergency Response & Resiliency Station in Gearhart?  
 YES  NO

4. Taking into account emergency preparedness, proximity to respond, cost, and other pertinent info presented, **please rank in order 1-3** (1 being the best location) which concept/location you believe would *best serve* the needs of our community:

Concept A: Gearhart Park Station, rank: 1

Concept B: Pacific Way Station (current location), rank: 2

Concept C: High Point Station, rank: 3

5. Please provide detailed feedback on why you ranked the locations as you did and provide any other ideas or feedback you wish to help the process moving forward: As a responder the park is centrally located for the coast.

---




---

6. Regarding funding, are you supportive of a bond?  YES  NO

7. Regarding funding, would you like to see private donations\* to help cover costs?  
 YES  NO  
*\*If Yes, please provide name and contact information for anyone who may be interested, and the City will reach out.*

---

**Thank you for your feedback! Your opinion is very important to this process.**  
**Disclaimer:** The results of this feedback form are for informational purposes only and do not constitute a vote of any kind. This feedback information will be provided to the city council and will result in a summary report available to the public. The city council may then choose to vote on putting a new station on a future ballot for a public vote of citizens seek more information, or do nothing.



EMAIL: \_\_\_\_\_ DESTINATION: \_\_\_\_\_

1. Are you a registered voter of Gearhart?  YES  NO

2. Are you own property in Gearhart?  YES  NO

3. Are you in support of a new Emergency Response & Resiliency Station in Gearhart?  
 YES  NO

4. Taking into account emergency preparedness, proximity to respond, cost, and other pertinent info presented, **please rank in order 1-3** (1 being the best location) which concept/location you believe would *best serve* the needs of our community:

Concept A: Gearhart Park Station, rank: No

Concept B: Pacific Way Station (current location), rank: 2 <sup>tsunami zone</sup>

Concept C: High Point Station, rank: 1

5. Please provide detailed feedback on why you ranked the locations as you did and provide any other ideas or feedback you wish to help the process moving forward: \_\_\_\_\_

1. "high" or higher to be out of tsunami danger

2. Why build at current location in the tsunami zone?

6. Regarding funding, are you supportive of a bond?  YES  NO

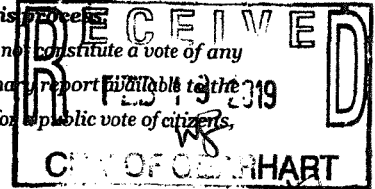
7. Regarding funding, would you like to see private donations\* to help cover costs?  
 YES  NO

*\*If Yes, please provide name and contact information for anyone who may be interested, and the City will reach out.*

**Thank you for your feedback! Your opinion is very important to this process.**

**Disclaimer:** The results of this feedback form are for informational purposes only and do not constitute a vote of any kind. This feedback information will be provided to the city council and will result in a summary report available to the public. The city council may then choose to vote on putting a new station on a future ballot for a public vote of citizens.

*seek more information, or do nothing.*



BEST PHONE# \_\_\_\_\_

1. Are you a registered voter of Gearhart? net  YES NO

2. Are you own property in Gearhart?  YES NO

3. Are you in support of a new Emergency Response & Resiliency Station in Gearhart?  
 YES NO

4. Taking into account emergency preparedness, proximity to respond, cost, and other pertinent info presented, **please rank in order 1-3** (1 being the best location) which concept/location you believe would *best serve* the needs of our community:

Concept A: Gearhart Park Station, rank: 3

Concept B: Pacific Way Station (current location), rank: 2

Concept C: High Point Station, rank: 1

5. Please provide detailed feedback on why you ranked the locations as you did and provide any other ideas or feedback you wish to help the process moving forward: High

Point Station seems a great, and logical location - out of "downtown" traffic + easy access to POI

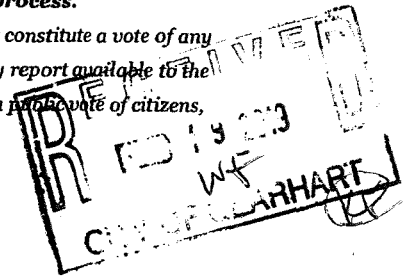
6. Regarding funding, are you supportive of a bond?  YES NO

7. Regarding funding, would you like to see private donations\* to help cover costs?  
 YES NO

*\*If Yes, please provide name and contact information for anyone who may be interested, and the City will reach out.*

**Thank you for your feedback! Your opinion is very important to this process.**

**Disclaimer:** The results of this feedback form are for informational purposes only and do not constitute a vote of any kind. This feedback information will be provided to the city council and will result in a summary report available to the public. The city council may then choose to vote on putting a new station on a future ballot for a public vote of citizens, seek more information, or do nothing.



EMAIL: \_\_\_\_\_ BEST PHONE# \_\_\_\_\_

She is still under old paper address

- 1. Are you a registered voter of Gearhart?  YES  NO
- 2. Are you own property in Gearhart?  YES  NO - n/a, both
- 3. Are you in support of a new Emergency Response & Resiliency Station in Gearhart?  
YES  NO
- 4. Taking into account emergency preparedness, proximity to respond, cost, and other pertinent info presented, **please rank in order 1-3** (1 being the best location) which concept/location you believe would *best serve* the needs of our community:

Concept A: Gearhart Park Station, rank: 4 #1 - somewhere on 101 - or East

Concept B: Pacific Way Station (current location), rank: 2

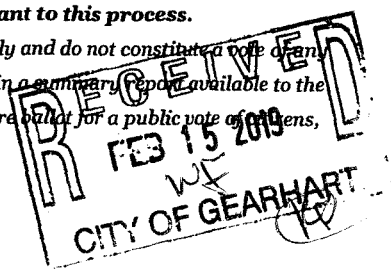
Concept C: High Point Station, rank: 3

- 5. Please provide detailed feedback on why you ranked the locations as you did and provide any other ideas or feedback you wish to help the process moving forward: Most emergency response call requires them to go onto Hwy 101. A location closest to Hwy 101 would improve response times thus saving lives. Why drive thru downtown to turn around and go to the Hwy?
- 6. Regarding funding, are you supportive of a bond? YES  NO
- 7. Regarding funding, would you like to see private donations\* to help cover costs?  
 YES  NO

\*If Yes, please provide name and contact information for anyone who may be interested, and the City will reach out.

**Thank you for your feedback! Your opinion is very important to this process.**

**Disclaimer:** The results of this feedback form are for informational purposes only and do not constitute a vote of any kind. This feedback information will be provided to the city council and will result in a summary report available to the public. The city council may then choose to vote on putting a new station on a future ballot for a public vote of citizens, seek more information, or do nothing.



1. Are you a registered voter of Gearhart?  YES  NO
2. Are you own property in Gearhart?  YES  NO
3. Are you in support of a new Emergency Response & Resiliency Station in Gearhart?  
 YES  NO
4. Taking into account emergency preparedness, proximity to respond, cost, and other pertinent info presented, **please rank in order 1-3** (1 being the best location) which concept/location you believe would *best serve* the needs of our community:

Concept A: Gearhart Park Station, rank: 3

Concept B: Pacific Way Station (current location), rank: 1

Concept C: High Point Station, rank: 2

5. Please provide detailed feedback on why you ranked the locations as you did and provide any other ideas or feedback you wish to help the process moving forward: We

think the current location best fits  
Needs of community

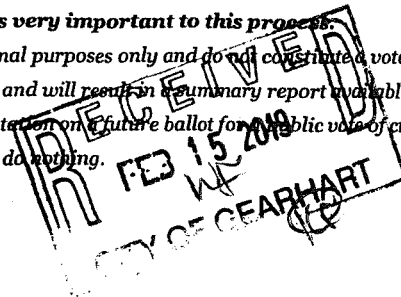
6. Regarding funding, are you supportive of a bond? YES  NO
7. Regarding funding, would you like to see private donations\* to help cover costs?  
 YES  NO

\*If Yes, please provide name and contact information for anyone who may be interested, and the City will reach out.

No more bonds, period!  
 make fire station to new school

**Thank you for your feedback! Your opinion is very important to this process.**

**Disclaimer:** The results of this feedback form are for informational purposes only and do not constitute a vote of any kind. This feedback information will be provided to the city council and will result in a summary report available to the public. The city council may then choose to vote on putting a new station on a future ballot for the public vote of citizens, seek more information, or do nothing.



1. Are you a registered voter of Gearhart?  YES NO
2. Are you own property in Gearhart?  YES NO
3. Are you in support of a new Emergency Response & Resiliency Station in Gearhart?  
YES  NO
4. Taking into account emergency preparedness, proximity to respond, cost, and other pertinent info presented, **please rank in order 1-3** (1 being the best location) which concept/location you believe would *best serve* the needs of our community:

Concept A: Gearhart Park Station, rank: \_\_\_\_\_

Concept B: Pacific Way Station (current location), rank: X \_\_\_\_\_

none of the above

Concept C: High Point Station, rank: \_\_\_\_\_

5. Please provide detailed feedback on why you ranked the locations as you did and provide any other ideas or feedback you wish to help the process moving forward: \_\_\_\_\_

Keep it were it is the physical address

6. Regarding funding, are you supportive of a bond?  YES NO

7. Regarding funding, would you like to see private donations\* to help cover costs?

YES


NO

*\*If Yes, please provide name and contact information for anyone who may be interested, and the City will reach out.*

**Thank you for your feedback! Your opinion is very important to this process.**

**Disclaimer:** The results of this feedback form are for informational purposes only and do not constitute a vote of any kind. This feedback information will be provided to the city council and will result in a summary report available to the public. The city council may then choose to vote on putting a new station on a future ballot for a public vote of citizens.

seek more information, or do nothing.



1. Are you a registered voter of Gearhart?  YES  NO
2. Are you own property in Gearhart?  YES  NO
3. Are you in support of a new Emergency Response & Resiliency Station in Gearhart?  
 YES  NO
4. Taking into account emergency preparedness, proximity to respond, cost, and other pertinent info presented, **please rank in order 1-3** (1 being the best location) which concept/location you believe would *best serve* the needs of our community:

Concept A: Gearhart Park Station, rank: 2

Concept B: Pacific Way Station (current location), rank: 3

Concept C: High Point Station, rank: 1

5. Please provide detailed feedback on why you ranked the locations as you did and provide any other ideas or feedback you wish to help the process moving forward: High Pt. is the highest, good access. We reluctantly rate park as #2, but do not think it should even be an option. We need it to stay a park. Pac. Way is not viable at all.
6. Regarding funding, are you supportive of a bond?  YES  NO

7. Regarding funding, would you like to see private donations\* to help cover costs?  
 YES  NO


*\*If Yes, please provide name and contact information for anyone who may be interested, and the City will reach out.*

Andrew Weiderhorn - it's the least he can do.

**Thank you for your feedback! Your opinion is very important to this process.**

**Disclaimer:** The results of this feedback form are for informational purposes only and do not constitute a vote of any kind. This feedback information will be provided to the city council and will result in a summary report available to the public. The city council may then choose to vote on putting a new station on a future ballot for a public vote of citizens.

seek more information, or do nothing.



1. Are you a registered voter of Gearhart?  YES  NO
- ✓ 2. Are you own property in Gearhart?  YES  NO
3. Are you in support of a new Emergency Response & Resiliency Station in Gearhart?  
 YES  NO
4. Taking into account emergency preparedness, proximity to respond, cost, and other pertinent info presented, **please rank in order 1-3** (1 being the best location) which concept/location you believe would *best serve* the needs of our community:

Concept A: Gearhart Park Station, rank: 3 **NOT AT ALL IN FAVOR OF THIS!**

Concept B: Pacific Way Station (current location), rank: 1

Concept C: High Point Station, rank: 2

5. Please provide detailed feedback on why you ranked the locations as you did and provide any other ideas or feedback you wish to help the process moving forward: The park should remain a park to be enjoyed by all. Using the current location makes sense for best use of resources. High Point would be ok but it still concerns me being so close to the ocean.

6. Regarding funding, are you supportive of a bond? YES  NO

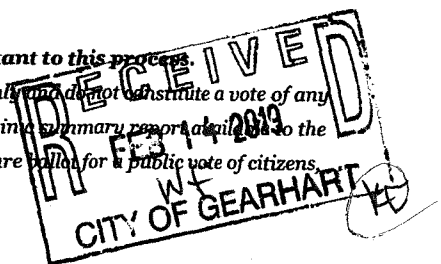
7. Regarding funding, would you like to see private donations\* to help cover costs?  
 YES  NO

\*If Yes, please provide name and contact information for anyone who may be interested, and the City will reach out.

*as long as donators don't have majority decision on where it is built.*

**Thank you for your feedback! Your opinion is very important to this process.**

**Disclaimer:** The results of this feedback form are for informational purposes only and do not constitute a vote of any kind. This feedback information will be provided to the city council and will result in a summary report available to the public. The city council may then choose to vote on putting a new station on a future ballot for a public vote of citizens, seek more information, or do nothing.





1. Are you a registered voter of Gearhart? gmail  YES NO
2. Are you own property in Gearhart?  YES NO
3. Are you in support of a new Emergency Response & Resiliency Station in Gearhart?  YES NO
4. Taking into account emergency preparedness, proximity to respond, cost, and other pertinent info presented, **please rank in order 1-3** (1 being the best location) which concept/location you believe would *best serve* the needs of our community:

Concept A: Gearhart Park Station, rank: 3

Concept B: Pacific Way Station (current location), rank: 1

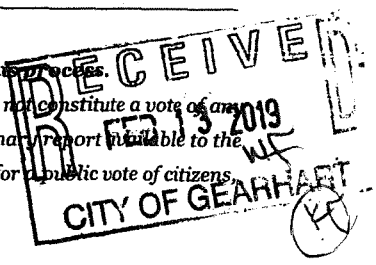
Concept C: High Point Station, rank: 2

5. Please provide detailed feedback on why you ranked the locations as you did and provide any other ideas or feedback you wish to help the process moving forward: I think we need to keep the park
- 
- 

6. Regarding funding, are you supportive of a bond?  YES NO
7. Regarding funding, would you like to see private donations\* to help cover costs? YES  NO
- \*If Yes, please provide name and contact information for anyone who may be interested, and the City will reach out.

**Thank you for your feedback! Your opinion is very important to this process.**

**Disclaimer:** The results of this feedback form are for informational purposes only and do not constitute a vote of any kind. This feedback information will be provided to the city council and will result in a summary report available to the public. The city council may then choose to vote on putting a new station on a future ballot for a public vote of citizens, seek more information, or do nothing.



1. Are you a registered voter of Gearhart?  YES NO
2. Do you own property in Gearhart?  YES NO
3. Are you in support of a new Emergency Response & Resiliency Building in Gearhart?  
 YES NO
4. Taking into account emergency preparedness, proximity to respond, cost, and other pertinent info presented, **please rank in order 1-3** (1 being the best location) which concept/location you believe would *best serve* the needs of our community:

Location A: Gearhart Park Station, rank: 3

Location B: Pacific Way Station (current location), rank: 1

Location C: High Point Station, rank: 2

5. Please provide detailed feedback on why you ranked the locations as you did and provide any other ideas or feedback you wish to help the process moving forward: \_\_\_\_\_

THIS LOCATION SEEMS TO FIT IN CITY PLANS BEST (#1)

---



---

6. In regard to funding, are you supportive of a bond?  YES NO

7. In regard to funding, would you like to see private donations\* to help cover costs?

YES


NO

*\*If Yes, please provide name and contact information for anyone who may be interested, and the City will reach out.*

NOT ME, THOUGH.

**Thank you for your feedback! Your opinion is very important to this process.**

**Disclaimer:** The results of this feedback form are for informational purposes only and do not constitute a vote of any kind. This feedback information will be provided to the city council and will result in a summary report available to the public. The city council may then choose to vote on putting a new station on a future ballot for a public vote of citizens, seek more information, or do nothing.



1. Are you a registered voter of Gearhart?  YES  NO
2. Are you own property in Gearhart?  YES  NO
3. Are you in support of a new Emergency Response & Resiliency Station in Gearhart?  
 YES  NO

4. Taking into account emergency preparedness, proximity to respond, cost, and other pertinent info presented, **please rank in order 1-3** (1 being the best location) which concept/location you believe would *best serve* the needs of our community:

Concept A: Gearhart Park Station, rank: 3

Concept B: Pacific Way Station (current location), rank: 2

Concept C: High Point Station, rank: 1

5. Please provide detailed feedback on why you ranked the locations as you did and provide any other ideas or feedback you wish to help the process moving forward: \_\_\_\_\_

1.) DENSITY & CONDOS AND DEVELOPMENTS TO THE NORTH

WE WOULD LIKE TO SEE THE PARK DEVELOPED.

ARE SDC'S AVAILABLE FOR ADDITIONAL FUNDING?

ALSO, AN INCREASE ON VACATION RENTALS .5 TO 1% PER NITE TAX.

6. Regarding funding, are you supportive of a bond?  YES  NO


7. Regarding funding, would you like to see private donations\* to help cover costs?

YES  NO

*\*If Yes, please provide name and contact information for anyone who may be interested, and the City will reach out.*

**Thank you for your feedback! Your opinion is very important to this process.**

**Disclaimer:** The results of this feedback form are for informational purposes only and do not constitute a vote of any kind. This feedback information will be provided to the city council and will result in a summary report available to the public. The city council may then choose to vote on putting a new station on a future ballot for a public vote. Citizens, seek more information, or do nothing.



IF THE PACIFIC WAY STATION IS NOT CHOSEN, WHAT BECOMES OF THE EXISTING STRUCTURE AND PROPERTY?

1. Are you a registered voter of Gearhart?  YES  NO

2. Are you own property in Gearhart?  YES  NO

3. Are you in support of a new Emergency Response & Resiliency Station in Gearhart?  
 YES  NO

4. Taking into account emergency preparedness, proximity to respond, cost, and other pertinent info presented, **please rank in order 1-3** (1 being the best location) which concept/location you believe would *best serve* the needs of our community:

Concept A: Gearhart Park Station, rank: No!

Concept B: Pacific Way Station (current location), rank: # 2

Concept C: High Point Station, rank: # 1

5. Please provide detailed feedback on why you ranked the locations as you did and provide any other ideas or feedback you wish to help the process moving forward: \_\_\_\_\_  
\_\_\_\_\_  
\_\_\_\_\_

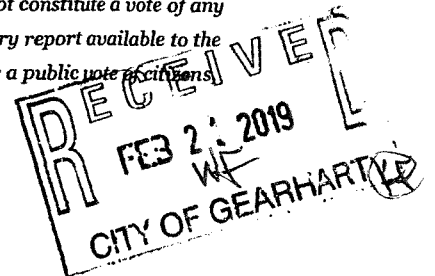
6. Regarding funding, are you supportive of a bond?  YES  NO

7. Regarding funding, would you like to see private donations\* to help cover costs?  
YES  NO

*\*If Yes, please provide name and contact information for anyone who may be interested, and the City will reach out.*

**Thank you for your feedback! Your opinion is very important to this process.**

**Disclaimer:** The results of this feedback form are for informational purposes only and do not constitute a vote of any kind. This feedback information will be provided to the city council and will result in a summary report available to the public. The city council may then choose to vote on putting a new station on a future ballot for a public vote (if citizens seek more information, or do nothing).



1. Are you a registered voter of Gearhart?  YES NO

2. Are you own property in Gearhart?  YES NO

3. Are you in support of a new Emergency Response & Resiliency Station in Gearhart?  
YES  NO

4. Taking into account emergency preparedness, proximity to respond, cost, and other pertinent info presented, **please rank in order 1-3** (1 being the best location) which concept/location you believe would *best serve* the needs of our community:

Concept A: Gearhart Park Station, rank: 3

Concept B: Pacific Way Station (current location), rank: 1

Concept C: High Point Station, rank: 2

5. Please provide detailed feedback on why you ranked the locations as you did and provide any other ideas or feedback you wish to help the process moving forward:

Current Station is Centrally located. The Park is a bad idea. High Point is not convenient.

6. Regarding funding, are you supportive of a bond? YES  NO

7. Regarding funding, would you like to see private donations\* to help cover costs?

YES NO

*\*If Yes, please provide name and contact information for anyone who may be interested, and the City will reach out.*

**Thank you for your feedback! Your opinion is very important to this process.**

**Disclaimer:** The results of this feedback form are for informational purposes only and do not constitute a vote of any kind. This feedback information will be provided to the city council and will result in a summary report available to the public. The city council may then choose to vote on putting a new station on a future ballot for a public vote of citizens seek more information, or do nothing.

**PAID**  
WF 2/20

1. Are you a registered voter of Gearhart?  YES NO
2. Are you own property in Gearhart?  YES NO
3. Are you in support of a new Emergency Response & Resiliency Station in Gearhart?  
 YES NO

4. Taking into account emergency preparedness, proximity to respond, cost, and other pertinent info presented, **please rank in order 1-3** (1 being the best location) which concept/location you believe would *best serve* the needs of our community:

Concept A: Gearhart Park Station, rank: 2

Concept B: Pacific Way Station (current location), rank: 3

Concept C: High Point Station, rank: 1

5. Please provide detailed feedback on why you ranked the locations as you did and provide any other ideas or feedback you wish to help the process moving forward: \_\_\_\_\_

The "Resiliency" rating determined my ranking. Although I have no problem with it being at the Gearhart Park location as well.

6. Regarding funding, are you supportive of a bond?  YES NO

7. Regarding funding, would you like to see private donations\* to help cover costs?

YES NO

*\*If Yes, please provide name and contact information for anyone who may be interested, and the City will reach out.*

**Thank you for your feedback! Your opinion is very important to this process.**

**Disclaimer:** The results of this feedback form are for informational purposes only and do not constitute a vote of any kind. This feedback information will be provided to the city council and will result in a summary report available to the public. The city council may then choose to vote on putting a new station on a future ballot for a public vote of citizens, seek more information, or do nothing.

**P A I D**  
 WF 2/20/20

1. Are you a registered voter of Gearhart?  YES NO
2. Are you own property in Gearhart?  YES NO
3. Are you in support of a new Emergency Response & Resiliency Station in Gearhart?  
 YES NO
4. Taking into account emergency preparedness, proximity to respond, cost, and other pertinent info presented, **please rank in order 1-3** (1 being the best location) which concept/location you believe would *best serve* the needs of our community:

Concept A: Gearhart Park Station, rank: NO

Concept B: Pacific Way Station (current location), rank: 1

Concept C: High Point Station, rank: 2

5. Please provide detailed feedback on why you ranked the locations as you did and provide any other ideas or feedback you wish to help the process moving forward: \_\_\_\_\_
- \_\_\_\_\_
- \_\_\_\_\_

6. Regarding funding, are you supportive of a bond?  YES NO

7. Regarding funding, would you like to see private donations\* to help cover costs?

YES NO

*\*If Yes, please provide name and contact information for anyone who may be interested, and the City will reach out.*

**Thank you for your feedback! Your opinion is very important to this process.**

**Disclaimer:** The results of this feedback form are for informational purposes only and do not constitute a vote of any kind. This feedback information will be provided to the city council and will result in a summary report available to the public. The city council may then choose to vote on putting a new station on a future ballot for a public vote of citizens seek more information, or do nothing.

**PAID**  
 2/20 WF KP

1. Are you a registered voter of Gearhart? ~~YES~~ NO
2. Are you own property in Gearhart? ~~YES~~ NO
3. Are you in support of a new Emergency Response & Resiliency Station in Gearhart?  
~~YES~~ NO
4. Taking into account emergency preparedness, proximity to respond, cost, and other pertinent info presented, **please rank in order 1-3** (1 being the best location) which concept/location you believe would *best serve* the needs of our community:

Concept A: Gearhart Park Station, rank: 3

Concept B: Pacific Way Station (current location), rank: 2

Concept C: High Point Station, rank: 1

5. Please provide detailed feedback on why you ranked the locations as you did and provide any other ideas or feedback you wish to help the process moving forward: \_\_\_\_\_

The Park should be preserved  
as is, but add a covered outdoor  
gathering area

6. Regarding funding, are you supportive of a bond? ~~YES~~ NO

7. Regarding funding, would you like to see private donations\* to help cover costs?  
 YES ~~NO~~

*\*If Yes, please provide name and contact information for anyone who may be interested, and the City will reach out.*

**Thank you for your feedback! Your opinion is very important to this process.**

**Disclaimer:** The results of this feedback form are for informational purposes only and do not constitute a vote of any kind. This feedback information will be provided to the city council and will result in a summary report available to the public. The city council may then choose to vote on putting a new station on a future ballot for a public vote of citizens, seek more information, or do nothing.

**PAID**  
 2/20/18



1. Are you a registered voter of Gearhart?  YES  NO

2. Are you own property in Gearhart?  YES  NO

3. Are you in support of a new Emergency Response & Resiliency Station in Gearhart?  
YES  NO

4. Taking into account emergency preparedness, proximity to respond, cost, and other pertinent info presented, **please rank in order 1-3** (1 being the best location) which concept/location you believe would *best serve* the needs of our community:

Concept A: Gearhart Park Station, rank: \_\_\_\_\_

Concept B: Pacific Way Station (current location), rank: 1

Concept C: High Point Station, rank: \_\_\_\_\_

5. Please provide detailed feedback on why you ranked the locations as you did and provide any other ideas or feedback you wish to help the process moving forward: \_\_\_\_\_

NO MORE TAXES, YOU'RE GOING TO TAX US OUT  
OF OUR HOMES,

6. Regarding funding, are you supportive of a bond? YES  NO

7. Regarding funding, would you like to see private donations\* to help cover costs?

YES  NO

*\*If Yes, please provide name and contact information for anyone who may be interested, and the City will reach out.*

**Thank you for your feedback! Your opinion is very important to this process.**

**Disclaimer:** The results of this feedback form are for informational purposes only and do not constitute a vote of any kind. This feedback information will be provided to the city council and will result in a summary report available to the public. The city council may then choose to vote on putting a new station on a future ballot for a public vote of citizens, seek more information, or do nothing.

**PAID**  
2/20 wsf @

1. Are you a registered voter of Gearhart?  YES  NO
2. Are you own property in Gearhart?  YES  NO
3. Are you in support of a new Emergency Response & Resiliency Station in Gearhart?  
YES  NO
4. Taking into account emergency preparedness, proximity to respond, cost, and other pertinent info presented, **please rank in order 1-3** (1 being the best location) which concept/location you believe would *best serve* the needs of our community:

Concept A: Gearhart Park Station, rank: \_\_\_\_\_

Concept B: Pacific Way Station (current location), rank: 1

Concept C: High Point Station, rank: \_\_\_\_\_

5. Please provide detailed feedback on why you ranked the locations as you did and provide any other ideas or feedback you wish to help the process moving forward: \_\_\_\_\_


*The approved school bond issue raised taxes so much I don't think a bond for new fire station would pass.*

6. Regarding funding, are you supportive of a bond? YES  NO
7. Regarding funding, would you like to see private donations\* to help cover costs?  
YES  NO

\*If Yes, please provide name and contact information for anyone who may be interested, and the City will reach out.

**Thank you for your feedback! Your opinion is very important to this process.**

**Disclaimer:** The results of this feedback form are for informational purposes only and do not constitute a vote of any kind. This feedback information will be provided to the city council and will result in a summary report available to the public. The city council may then choose to vote on putting a new station on a future ballot for a public vote of citizens. seek more information, or do nothing.



1. Are you a registered voter of Gearhart?  YES  NO
2. ~~Do~~ Are you own property in Gearhart?  YES  NO
3. Are you in support of a new Emergency Response & Resiliency Station in Gearhart?  
 YES  NO
4. Taking into account emergency preparedness, proximity to respond, cost, and other pertinent info presented, **please rank in order 1-3** (1 being the best location) which concept/location you believe would *best serve* the needs of our community:

Concept A: Gearhart Park Station, rank:   1  

Concept B: Pacific Way Station (current location), rank:   2  

Concept C: High Point Station, rank:   3  

5. Please provide detailed feedback on why you ranked the locations as you did and provide any other ideas or feedback you wish to help the process moving forward: Location, publicly owned


6. Regarding funding, are you supportive of a bond?  YES  NO

7. Regarding funding, would you like to see private donations\* to help cover costs?  
 YES  NO
 

\*If Yes, please provide name and contact information for anyone who may be interested, and the City will reach out.

**Thank you for your feedback! Your opinion is very important to this process.**

**Disclaimer:** The results of this feedback form are for informational purposes only and do not constitute a vote of any kind. This feedback information will be provided to the city council and will result in a summary report available to the public. The city council may then choose to vote on putting a new station on a future ballot for public vote of citizens seek more information, or do nothing.



1. Are you a registered voter of Gearhart?  YES NO
2. Are you own property in Gearhart?  YES NO
3. Are you in support of a new Emergency Response & Resiliency Station in Gearhart?  
 YES NO
4. Taking into account emergency preparedness, proximity to respond, cost, and other pertinent info presented, **please rank in order 1-3** (1 being the best location) which concept/location you believe would *best serve* the needs of our community:

Concept A: Gearhart Park Station, rank: 3

Concept B: Pacific Way Station (current location), rank: 2

Concept C: High Point Station, rank: 1

5. Please provide detailed feedback on why you ranked the locations as you did and provide any other ideas or feedback you wish to help the process moving forward: It doesn't make sense to invest in a low elevation option. High point is the highest option and I don't want to lose the park again like we did for the water/tennis court improvements

6. Regarding funding, are you supportive of a bond?  YES NO

7. Regarding funding, would you like to see private donations\* to help cover costs?


YES NO

*\*If Yes, please provide name and contact information for anyone who may be interested, and the City will reach out.*

I'll start asking around

**Thank you for your feedback! Your opinion is very important to this process.**

**Disclaimer:** The results of this feedback form are for informational purposes only and do not constitute a vote of any kind. This feedback information will be provided to the city council and will result in a summary report available to the public. The city council may then choose to vote on putting a new station on a future ballot for a public vote of citizens, seek more information, or do nothing.



1. Are you a registered voter of Gearhart?  YES  NO
2. Are you own property in Gearhart?  YES  NO
3. Are you in support of a new Emergency Response & Resiliency Station in Gearhart?  
 YES  NO
4. Taking into account emergency preparedness, proximity to respond, cost, and other pertinent info presented, **please rank in order 1-3** (1 being the best location) which concept/location you believe would *best serve* the needs of our community:

Concept A: Gearhart Park Station, rank: 1

Concept B: Pacific Way Station (current location), rank: 3

Concept C: High Point Station, rank: 2

5. Please provide detailed feedback on why you ranked the locations as you did and provide any other ideas or feedback you wish to help the process moving forward: the City of Gearhart currently owns the Park Station land which would save the cost to buy the property for HighPoint.

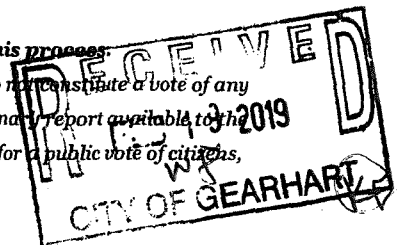
6. Regarding funding, are you supportive of a bond?  YES  NO

7. Regarding funding, would you like to see private donations\* to help cover costs?  
 YES  NO

\*If Yes, please provide name and contact information for anyone who may be interested, and the City will reach out.

**Thank you for your feedback! Your opinion is very important to this process.**

**Disclaimer:** The results of this feedback form are for informational purposes only and do not constitute a vote of any kind. This feedback information will be provided to the city council and will result in a summary report available to the public. The city council may then choose to vote on putting a new station on a future ballot for a public vote of citizens, seek more information, or do nothing.



1. Are you a registered voter of Gearhart?  YES NO
2. Are you own property in Gearhart?  YES NO
3. Are you in support of a new Emergency Response & Resiliency Station in Gearhart?  
 YES NO
4. Taking into account emergency preparedness, proximity to respond, cost, and other pertinent info presented, **please rank in order 1-3** (1 being the best location) which concept/location you believe would *best serve* the needs of our community:

Concept A: Gearhart Park Station, rank: 1

Concept B: Pacific Way Station (current location), rank: 2

Concept C: High Point Station, rank: 3

5. Please provide detailed feedback on why you ranked the locations as you did and provide any other ideas or feedback you wish to help the process moving forward: Improve the park's appeal. Near other city offices. Less cost. Close to the need. Non-residential area. Easy access to Hwy 101.

6. Regarding funding, are you supportive of a bond?  YES NO

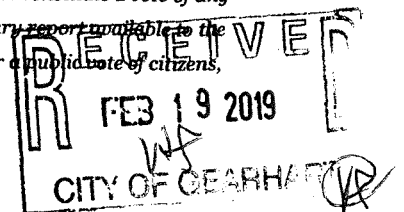
7. Regarding funding, would you like to see private donations\* to help cover costs?

YES NO

*\*If Yes, please provide name and contact information for anyone who may be interested, and the City will reach out.*

**Thank you for your feedback! Your opinion is very important to this process.**

**Disclaimer:** The results of this feedback form are for informational purposes only and do not constitute a vote of any kind. This feedback information will be provided to the city council and will result in a summary report available to the public. The city council may then choose to vote on putting a new station on a future ballot for a public vote of citizens, seek more information, or do nothing.



- 
1. Are you a registered voter of Gearhart?  YES  NO
  2. Are you own property in Gearhart?  YES  NO
  3. Are you in support of a new Emergency Response & Resiliency Station in Gearhart?  
 YES  NO
  4. Taking into account emergency preparedness, proximity to respond, cost, and other pertinent info presented, **please rank in order 1-3** (1 being the best location) which concept/location you believe would *best serve* the needs of our community:

Concept A: Gearhart Park Station, rank: 3

Concept B: Pacific Way Station (current location), rank: 2

Concept C: High Point Station, rank: 1

5. Please provide detailed feedback on why you ranked the locations as you did and provide any other ideas or feedback you wish to help the process moving forward: \_\_\_\_\_

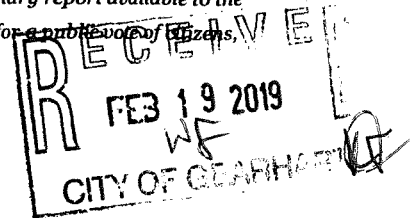
*Although I prefer the station being 2 blocks from my home and like its presence in downtown core, the high ground location is probably the most sensible & practical*

6. Regarding funding, are you supportive of a bond?  YES  NO
7. Regarding funding, would you like to see private donations\* to help cover costs?  
YES  NO

\*If Yes, please provide name and contact information for anyone who may be interested, and the City will reach out.

**Thank you for your feedback! Your opinion is very important to this process.**

**Disclaimer:** The results of this feedback form are for informational purposes only and do not constitute a vote of any kind. This feedback information will be provided to the city council and will result in a summary report available to the public. The city council may then choose to vote on putting a new station on a future ballot for a public vote of citizens, seek more information, or do nothing.



1. Are you a registered voter of Gearhart? <sup>com</sup>  YES NO
2. Are you own property in Gearhart?  YES NO
3. Are you in support of a new Emergency Response & Resiliency Station in Gearhart?  
 YES NO
4. Taking into account emergency preparedness, proximity to respond, cost, and other pertinent info presented, **please rank in order 1-3** (1 being the best location) which concept/location you believe would *best serve* the needs of our community:

Concept A: Gearhart Park Station, rank: 3

Concept B: Pacific Way Station (current location), rank: 2

Concept C: High Point Station, rank: 1

5. Please provide detailed feedback on why you ranked the locations as you did and provide any other ideas or feedback you wish to help the process moving forward: \_\_\_\_\_

High Point has best survival chance. The Park location is just too diverse.

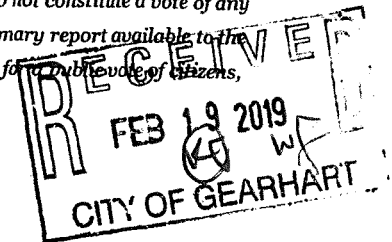
6. Regarding funding, are you supportive of a bond?  YES NO
7. Regarding funding, would you like to see private donations\* to help cover costs?  
 YES NO

*\*If Yes, please provide name and contact information for anyone who may be interested, and the City will reach out.*

Doubt if anyone would donate the \$

**Thank you for your feedback! Your opinion is very important to this process.**

**Disclaimer:** The results of this feedback form are for informational purposes only and do not constitute a vote of any kind. This feedback information will be provided to the city council and will result in a summary report available to the public. The city council may then choose to vote on putting a new station on a future ballot for the public vote of citizens, seek more information, or do nothing.





1. Are you a registered voter of Gearhart?     YES                      NO
2. Are you own property in Gearhart?         YES                      NO
3. Are you in support of a new Emergency Response & Resiliency Station in Gearhart?  
 YES                      NO
4. Taking into account emergency preparedness, proximity to respond, cost, and other pertinent info presented, **please rank in order 1-3** (1 being the best location) which concept/location you believe would *best serve* the needs of our community:

Concept A: Gearhart Park Station, rank:   2  

Concept B: Pacific Way Station (current location), rank:   3  

Concept C: High Point Station, rank:   1  

5. Please provide detailed feedback on why you ranked the locations as you did and provide any other ideas or feedback you wish to help the process moving forward: \_\_\_\_\_

The Highest ELEVATION POINT IS THE MOST  
ADVANTAGEOUS CHOICE IN THE EVENT OF A VERY  
LARGE TSUNAMI


6. Regarding funding, are you supportive of a bond?                       YES                      NO

7. Regarding funding, would you like to see private donations\* to help cover costs?  
YES                      NO

*\*If Yes, please provide name and contact information for anyone who may be interested, and the City will reach out.*

**Thank you for your feedback! Your opinion is very important to this process.**

**Disclaimer:** The results of this feedback form are for informational purposes only and do not constitute a vote of any kind. This feedback information will be provided to the city council and will result in a summary report available to the public. The city council may then choose to vote on putting a new station on a future ballot for a public vote. Citizens seek more information, or do nothing.



1. Are you a registered voter of Gearhart?  YES NO

2. Are you own property in Gearhart?  YES NO

3. Are you in support of a new Emergency Response & Resiliency Station in Gearhart?  
 YES NO

4. Taking into account emergency preparedness, proximity to respond, cost, and other pertinent info presented, **please rank in order 1-3** (1 being the best location) which concept/location you believe would *best serve* the needs of our community:

Concept A: Gearhart Park Station, rank: 1

Concept B: Pacific Way Station (current location), rank: 3

Concept C: High Point Station, rank: 2

5. Please provide detailed feedback on why you ranked the locations as you did and provide any other ideas or feedback you wish to help the process moving forward: \_\_\_\_\_

The Portion of the park is above the  
Tsunami Zone for a moderate Tsunami, cost is  
An overriding condition and This location would save  
significant costs


6. Regarding funding, are you supportive of a bond?  YES NO

7. Regarding funding, would you like to see private donations\* to help cover costs?  
YES  NO

*\*If Yes, please provide name and contact information for anyone who may be interested, and the City will reach out.*

**Thank you for your feedback! Your opinion is very important to this process.**

**Disclaimer:** The results of this feedback form are for informational purposes only and do not constitute a vote of any kind. This feedback information will be provided to the city council and will result in a summary report available to the public. The city council may then choose to vote on putting a new station on a future ballot for a public vote of citizens, seek more information, or do nothing.



EMAIL: \_\_\_\_\_ BEST PHONE# \_\_\_\_\_

- 1. Are you a registered voter of Gearhart?  YES  NO
- 2. Are you own property in Gearhart?  YES  NO
- 3. Are you in support of a new Emergency Response & Resiliency Station in Gearhart?  
YES  NO
- 4. Taking into account emergency preparedness, proximity to respond, cost, and other pertinent info presented, **please rank in order 1-3** (1 being the best location) which concept/location you believe would *best serve* the needs of our community:

Concept A: Gearhart Park Station, rank: \_\_\_\_\_

Concept B: Pacific Way Station (current location), rank: 1

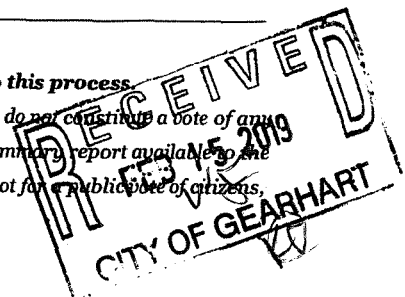
Concept C: High Point Station, rank: \_\_\_\_\_

- 5. Please provide detailed feedback on why you ranked the locations as you did and provide any other ideas or feedback you wish to help the process moving forward: \_\_\_\_\_  
\_\_\_\_\_  
\_\_\_\_\_

- 6. Regarding funding, are you supportive of a bond? YES  NO
- 7. Regarding funding, would you like to see private donations\* to help cover costs?  
YES  NO

*\*If Yes, please provide name and contact information for anyone who may be interested, and the City will reach out.*

**Thank you for your feedback! Your opinion is very important to this process.**  
**Disclaimer:** The results of this feedback form are for informational purposes only and do not constitute a vote of any kind. This feedback information will be provided to the city council and will result in a summary report available to the public. The city council may then choose to vote on putting a new station on a future ballot for a public vote of citizens. seek more information, or do nothing.



1. Are you a registered voter of Gearhart?  YES  NO

2. Are you own property in Gearhart?  YES  NO

3. Are you in support of a new Emergency Response & Resiliency Station in Gearhart?  
YES  NO

4. Taking into account emergency preparedness, proximity to respond, cost, and other pertinent info presented, **please rank in order 1-3** (1 being the best location) which concept/location you believe would *best serve* the needs of our community:

Concept A: Gearhart Park Station, rank: 3

Concept B: Pacific Way Station (current location), rank: 1

? Concept C: High Point Station, rank: 2

all in tsunami zone

5. Please provide detailed feedback on why you ranked the locations as you did and provide any other ideas or feedback you wish to help the process moving forward:

The park was not decided by family  
It is Gearhart's only park  
in tsunami zone

for the purpose

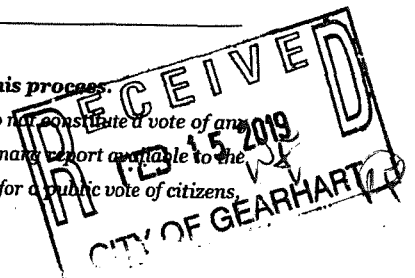
6. Regarding funding, are you supportive of a bond? YES  NO

7. Regarding funding, would you like to see private donations\* to help cover costs?  
YES  NO

\*If Yes, please provide name and contact information for anyone who may be interested, and the City will reach out.

**Thank you for your feedback! Your opinion is very important to this process.**

**Disclaimer:** The results of this feedback form are for informational purposes only and do not constitute a vote of any kind. This feedback information will be provided to the city council and will result in a summary report available to the public. The city council may then choose to vote on putting a new station on a future ballot for a public vote of citizens. seek more information, or do nothing.



1. Are you a registered voter of Gearhart?  YES  NO
2. Are you own property in Gearhart?  YES  NO
3. Are you in support of a new Emergency Response & Resiliency Station in Gearhart?  
 YES  NO
4. Taking into account emergency preparedness, proximity to respond, cost, and other pertinent info presented, **please rank in order 1-3** (1 being the best location) which concept/location you believe would *best serve* the needs of our community:

Concept A: Gearhart Park Station, rank: 3

Concept B: Pacific Way Station (current location), rank: 1

Concept C: High Point Station, rank: 2

5. Please provide detailed feedback on why you ranked the locations as you did and provide any other ideas or feedback you wish to help the process moving forward:

*#1 Land is paid for although additional cost is necessary to do site prep. #2 Cost of land scares me, but height is good & minimal prep work for site is good #3 I just don't feel good about as it was given to city as a park.*


6. Regarding funding, are you supportive of a bond?  YES  NO

7. Regarding funding, would you like to see private donations\* to help cover costs?  
 YES  NO

*\*If Yes, please provide name and contact information for anyone who may be interested, and the City will reach out.*

**Thank you for your feedback! Your opinion is very important to this process.**

**Disclaimer:** The results of this feedback form are for informational purposes only and do not constitute a vote of any kind. This feedback information will be provided to the city council and will result in a summary report available to the public. The city council may then choose to vote on putting a new station on a future ballot for a public vote of citizens, seek more information, or do nothing.



*We need a new fire station badly!*

*I am good with Pacific Way if it can get the site prep to meet seismic code. Depending on cost to purchase land if that is do-able I am good with highpoint station.*

1. Are you a registered voter of Gearhart?  YES  NO

2. Are you own property in Gearhart?  YES  NO

3. Are you in support of a new Emergency Response & Resiliency Station in Gearhart?  
 YES  NO

4. Taking into account emergency preparedness, proximity to respond, cost, and other pertinent info presented, **please rank in order 1-3** (1 being the best location) which concept/location you believe would *best serve* the needs of our community:

Concept A: Gearhart Park Station, rank: 3

Concept B: Pacific Way Station (current location), rank: 1

Concept C: High Point Station, rank: 2

5. Please provide detailed feedback on why you ranked the locations as you did and provide any other ideas or feedback you wish to help the process moving forward: whichever option raised my rates the least.


6. Regarding funding, are you supportive of a bond?  YES  NO

7. Regarding funding, would you like to see private donations\* to help cover costs?  
 YES  NO

*\*If Yes, please provide name and contact information for anyone who may be interested, and the City will reach out.*

**Thank you for your feedback! Your opinion is very important to this process.**

**Disclaimer:** The results of this feedback form are for informational purposes only and does not constitute a vote of any kind. This feedback information will be provided to the city council and will result in a summary report available to the public. The city council may then choose to vote on putting a new station on a future ballot for a public vote of citizens. seek more information, or do nothing.



1. Are you a registered voter of Gearhart?  YES NO
2. Are you own property in Gearhart?  YES NO
3. Are you in support of a new Emergency Response & Resiliency Station in Gearhart?  
 YES NO
4. Taking into account emergency preparedness, proximity to respond, cost, and other pertinent info presented, **please rank in order 1-3** (1 being the best location) which concept/location you believe would *best serve* the needs of our community:

Concept A: Gearhart Park Station, rank: 3

Concept B: Pacific Way Station (current location), rank: 2

Concept C: High Point Station, rank: 1

5. Please provide detailed feedback on why you ranked the locations as you did and provide any other ideas or feedback you wish to help the process moving forward: The High Point Station seems to me to be the most efficient location. Otherwise stay at current location, fix-repair the building and hope for the best.

6. Regarding funding, are you supportive of a bond? YES  NO

7. Regarding funding, would you like to see private donations\* to help cover costs?

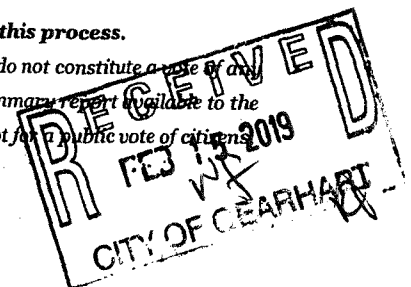
YES NO

*\*If Yes, please provide name and contact information for anyone who may be interested, and the City will reach out.*

I wish I knew!

**Thank you for your feedback! Your opinion is very important to this process.**

**Disclaimer:** The results of this feedback form are for informational purposes only and do not constitute a vote of any kind. This feedback information will be provided to the city council and will result in a summary report available to the public. The city council may then choose to vote on putting a new station on a future ballot for a public vote of citizens seek more information, or do nothing.



1. Are you a registered voter of Gearhart?  YES  NO

2. <sup>Do</sup> ~~Are~~ you own property in Gearhart?  YES  NO

3. Are you in support of a new Emergency Response & Resiliency Station in Gearhart?  
 YES  NO

4. Taking into account emergency preparedness, proximity to respond, cost, and other pertinent info presented, **please rank in order 1-3** (1 being the best location) which concept/location you believe would *best serve* the needs of our community:

Concept A: Gearhart Park Station, rank: 2

Concept B: Pacific Way Station (current location), rank: 3

Concept C: High Point Station, rank: 1

5. Please provide detailed feedback on why you ranked the locations as you did and provide any other ideas or feedback you wish to help the process moving forward: \_\_\_\_\_

*High ground is the highest priority. This investment must assure an emergency center that is fully functional in a catastrophe*

6. Regarding funding, are you supportive of a bond?  YES  NO

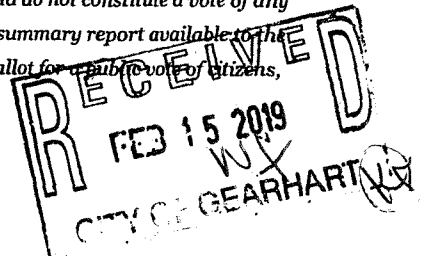
7. Regarding funding, would you like to see private donations\* to help cover costs?  
 YES  NO

\*If Yes, please provide name and contact information for anyone who may be interested, and the City will reach out.

*Is there a James Beard foundation?  
the Gerry Frank family - GoFundMe.com*

**Thank you for your feedback! Your opinion is very important to this process.**

**Disclaimer:** The results of this feedback form are for informational purposes only and do not constitute a vote of any kind. This feedback information will be provided to the city council and will result in a summary report available to the public. The city council may then choose to vote on putting a new station on a future ballot for public vote by citizens, seek more information, or do nothing.





1. Are you a registered voter of Gearhart?  YES NO
2. Are you own property in Gearhart?  YES NO
3. Are you in support of a new Emergency Response & Resiliency Station in Gearhart?  
 YES NO
4. Taking into account emergency preparedness, proximity to respond, cost, and other pertinent info presented, **please rank in order 1-3** (1 being the best location) which concept/location you believe would *best serve* the needs of our community:

Concept A: Gearhart Park Station, rank: 2

Concept B: Pacific Way Station (current location), rank: 3

Concept C: High Point Station, rank: 1

5. Please provide detailed feedback on why you ranked the locations as you did and provide any other ideas or feedback you wish to help the process moving forward: \_\_\_\_\_

*Elevation + dune composition best at High Point. Park isffy need exemption. Pacific way unacceptable.*

6. Regarding funding, are you supportive of a bond?  YES NO

7. Regarding funding, would you like to see private donations\* to help cover costs?

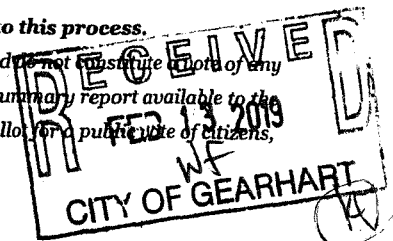
YES NO

\*If Yes, please provide name and contact information for anyone who may be interested, and the City will reach out.

*as long as process is transparent*

**Thank you for your feedback! Your opinion is very important to this process.**

**Disclaimer:** The results of this feedback form are for informational purposes only and do not constitute a vote of any kind. This feedback information will be provided to the city council and will result in a summary report available to the public. The city council may then choose to vote on putting a new station on a future ballot for a public vote of citizens, seek more information, or do nothing.



1. Are you a registered voter of Gearhart?  YES  NO
2. Are you own property in Gearhart?  YES  NO
3. Are you in support of a new Emergency Response & Resiliency Station in Gearhart?  
 YES  NO
4. Taking into account emergency preparedness, proximity to respond, cost, and other pertinent info presented, **please rank in order 1-3** (1 being the best location) which concept/location you believe would *best serve* the needs of our community:

Concept A: Gearhart Park Station, rank: 1

Concept B: Pacific Way Station (current location), rank: 2

Concept C: High Point Station, rank: 3

5. Please provide detailed feedback on why you ranked the locations as you did and provide any other ideas or feedback you wish to help the process moving forward: I  
found that I was under-informed.

---



---

6. Regarding funding, are you supportive of a bond?  YES  NO

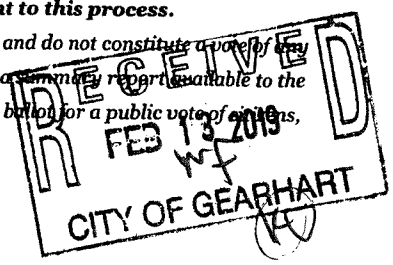
7. Regarding funding, would you like to see private donations\* to help cover costs?  
 YES  NO

\*If Yes, please provide name and contact information for anyone who may be interested, and the City will reach out.

---

**Thank you for your feedback! Your opinion is very important to this process.**

**Disclaimer:** The results of this feedback form are for informational purposes only and do not constitute a vote of any kind. This feedback information will be provided to the city council and will result in a summary report available to the public. The city council may then choose to vote on putting a new station on a future ballot for a public vote of citizens, seek more information, or do nothing.



1. Are you a registered voter of Gearhart?  YES NO

2. Are you own property in Gearhart?  YES NO

3. Are you in support of a new Emergency Response & Resiliency Station in Gearhart?  
 YES NO

4. Taking into account emergency preparedness, proximity to respond, cost, and other pertinent info presented, **please rank in order 1-3** (1 being the best location) which concept/location you believe would *best serve* the needs of our community:

Concept A: Gearhart Park Station, rank: 1

Concept B: Pacific Way Station (current location), rank: 3

Concept C: High Point Station, rank: 2

5. Please provide detailed feedback on why you ranked the locations as you did and provide any other ideas or feedback you wish to help the process moving forward:

That was the recommendation of the study - Gearhart Park best location height & still in Gearhart. Park can still surround station

6. Regarding funding, are you supportive of a bond?  YES NO


7. Regarding funding, would you like to see private donations\* to help cover costs?

YES NO

*\*If Yes, please provide name and contact information for anyone who may be interested, and the City will reach out.*

**Thank you for your feedback! Your opinion is very important to this process.**

**Disclaimer:** The results of this feedback form are for informational purposes only and do not constitute a vote of any kind. This feedback information will be provided to the city council and will result in a summary report available to the public. The city council may then choose to vote on putting a new station on a future ballot for a public vote of citizens, seek more information, or do nothing.



EMAIL: \_\_\_\_\_ BEST PHONE# \_\_\_\_\_

- 1. Are you a registered voter of Gearhart?  YES NO
- ✓ 2. Are you own property in Gearhart?  YES NO
- 3. Are you in support of a new Emergency Response & Resiliency Station in Gearhart?  
YES  NO
- 4. Taking into account emergency preparedness, proximity to respond, cost, and other pertinent info presented, **please rank in order 1-3** (1 being the best location) which concept/location you believe would *best serve* the needs of our community:

Concept A: Gearhart Park Station, rank: 3

Concept B: Pacific Way Station (current location), rank: 2

Concept C: High Point Station, rank: 1

- 5. Please provide detailed feedback on why you ranked the locations as you did and provide any other ideas or feedback you wish to help the process moving forward: 3 - too many legal battles in future & not a safe location  
2 - nice place but needs to be rebuilt  
1 - Good choice for all residents safety

- 6. Regarding funding, are you supportive of a bond? YES ? NO = if Gearhart Park

- 7. Regarding funding, would you like to see private donations\* to help cover costs?  
YES  NO \*If Yes, may be inform

**Thank you for your feedback**  
**Disclaimer:** The results of this feedback / kind. This feedback information will be pro public. The city council may then choose to

EMAIL: \_\_\_\_\_ BEST PHONE: \_\_\_\_\_

1. Are you a registered voter of Gearhart?  YES  NO
2. Are you own property in Gearhart?  YES  NO
3. Are you in support of a new Emergency Response & Resiliency Station in Gearhart?  
 YES  NO
4. Taking into account emergency preparedness, proximity to respond, cost, and other pertinent info presented, **please rank in order 1-3** (1 being the best location) which concept/location you believe would *best serve* the needs of our community:

Concept A: Gearhart Park Station, rank: 3

Concept B: Pacific Way Station (current location), rank: 2

Concept C: High Point Station, rank: 1

5. Please provide detailed feedback on why you ranked the locations as you did and provide any other ideas or feedback you wish to help the process moving forward: PARK IS NEEDED GREEN SPACE AND WAS DONATED AS A PARK ONLY. PRESENT LOCATION NOT ADEQUATE SO THAT LEAVES HIGH POINT -

6. Regarding funding, are you supportive of a bond?  YES  NO

7. Regarding funding, would you like to see private donations\* to help cover costs?

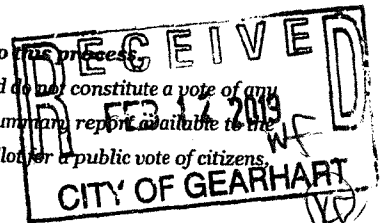
YES  NO

*\*If Yes, please provide name and contact information for anyone who may be interested, and the City will reach out.*

**Thank you for your feedback! Your opinion is very important to the process.**

**Disclaimer:** The results of this feedback form are for informational purposes only and do not constitute a vote of any kind. This feedback information will be provided to the city council and will result in a summary report available to the public. The city council may then choose to vote on putting a new station on a future ballot for a public vote of citizens.

seek more information, or do nothing.



1. Are you a registered voter of Gearhart?  YES  NO
2. Are you own property in Gearhart?  YES  NO
3. Are you in support of a new Emergency Response & Resiliency Station in Gearhart?  
 YES  NO
4. Taking into account emergency preparedness, proximity to respond, cost, and other pertinent info presented, **please rank in order 1-3** (1 being the best location) which concept/location you believe would *best serve* the needs of our community:

Concept A: Gearhart Park Station, rank: #2

Concept B: Pacific Way Station (current location), rank: # NO WAY!

Concept C: High Point Station, rank: #1

5. Please provide detailed feedback on why you ranked the locations as you did and provide any other ideas or feedback you wish to help the process moving forward: I think there's too much nostalgia opposition to the park and the cost of HP isn't that much more.

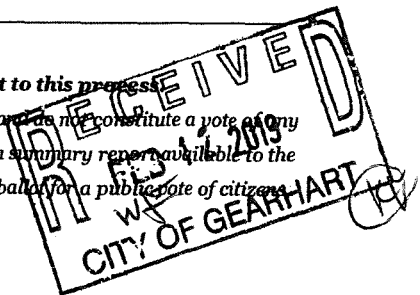
6. Regarding funding, are you supportive of a bond?  YES  NO

7. Regarding funding, would you like to see private donations\* to help cover costs?  
 YES  NO

*\*If Yes, please provide name and contact information for anyone who may be interested, and the City will reach out.*

**Thank you for your feedback! Your opinion is very important to this process.**

**Disclaimer:** The results of this feedback form are for informational purposes only and do not constitute a vote of any kind. This feedback information will be provided to the city council and will result in a summary report available to the public. The city council may then choose to vote on putting a new station on a future ballot for a public vote of citizens seek more information, or do nothing.



EMAIL: \_\_\_\_\_ BEST PHONE# \_\_\_\_\_

1. Are you a registered voter of Gearhart?  YES NO
2. Are you own property in Gearhart?  YES NO
3. Are you in support of a new Emergency Response & Resiliency Station in Gearhart?  
 YES NO
4. Taking into account emergency preparedness, proximity to respond, cost, and other pertinent info presented, **please rank in order 1-3** (1 being the best location) which concept/location you believe would *best serve* the needs of our community:

Concept A: Gearhart Park Station, rank: 2

Concept B: Pacific Way Station (current location), rank: 3

Concept C: High Point Station, rank: 1

5. Please provide detailed feedback on why you ranked the locations as you did and provide any other ideas or feedback you wish to help the process moving forward: \_\_\_\_\_  
\_\_\_\_\_  
\_\_\_\_\_

6. Regarding funding, are you supportive of a bond?  YES NO

7. Regarding funding, would you like to see private donations\* to help cover costs?


YES NO

*\*If Yes, please provide name and contact information for anyone who may be interested, and the City will reach out.*

\_\_\_\_\_

**Thank you for your feedback! Your opinion is very important to this process.**

**Disclaimer:** The results of this feedback form are for informational purposes only and do not constitute a vote of any kind. This feedback information will be provided to the city council and will result in a summary report available to the public. The city council may then choose to vote on putting a new station on a future ballot for a public vote of citizens, seek more information, or do nothing.



~~EMERGENCY~~

1. Are you a registered voter of Gearhart?  YES NO

2. Are you own property in Gearhart?  YES NO

3. Are you in support of a new Emergency Response & Resiliency Station in Gearhart?  
 YES NO

4. Taking into account emergency preparedness, proximity to respond, cost, and other pertinent info presented, **please rank in order 1-3** (1 being the best location) which concept/location you believe would *best serve* the needs of our community:

Concept A: Gearhart Park Station, rank: #2

Concept B: Pacific Way Station (current location), rank: #3

Concept C: High Point Station, rank: #1

5. Please provide detailed feedback on why you ranked the locations as you did and provide any other ideas or feedback you wish to help the process moving forward:

I only want to do this once. The people of Gearhart need/must have the safest & location available. Save lives.

6. Regarding funding, are you supportive of a bond?  YES NO

7. Regarding funding, would you like to see private donations\* to help cover costs?


YES NO

*\*If Yes, please provide name and contact information for anyone who may be interested, and the City will reach out.*

? Dennis Murphy?

**Thank you for your feedback! Your opinion is very important to this process.**

**Disclaimer:** The results of this feedback form are for informational purposes only and do not constitute a vote of any kind. This feedback information will be provided to the city council and will result in a summary report available to the public. The city council may then choose to vote on putting a new station on a future ballot for a public vote of citizens, seek more information, or do nothing.





- Are you a registered voter of Gearhart?  YES  NO
- Are you own property in Gearhart?  YES  NO
- Are you in support of a new Emergency Response & Resiliency Station in Gearhart?  
 YES  NO
- Taking into account emergency preparedness, proximity to respond, cost, and other pertinent info presented, **please rank in order 1-3** (1 being the best location) which concept/location you believe would *best serve* the needs of our community:

Concept A: Gearhart Park Station, rank: 2

Concept B: Pacific Way Station (current location), rank: 3

Concept C: High Point Station, rank: 1

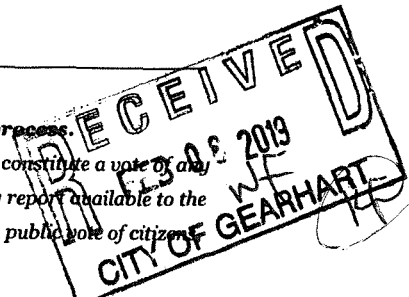
- Please provide detailed feedback on why you ranked the locations as you did and provide any other ideas or feedback you wish to help the process moving forward: \_\_\_\_\_

Pacific Way - vulnerable to floodwaters  
Gearhart Park - too controversial, would not garner community support  
High Point - safe, stable geologically. Blends with other large structures in proximity

- Regarding funding, are you supportive of a bond?  YES  NO
- Regarding funding, would you like to see private donations\* to help cover costs?  
 YES  NO  \*If Yes, please provide name and contact information for anyone who may be interested, and the City will reach out.

**Thank you for your feedback! Your opinion is very important to this process.**

**Disclaimer:** The results of this feedback form are for informational purposes only and do not constitute a vote of any kind. This feedback information will be provided to the city council and will result in a summary report available to the public. The city council may then choose to vote on putting a new station on a future ballot for a public vote of citizens seek more information, or do nothing.



\* What happens to original fire station after the new one is built?  
 \* Thank you for a great meeting!

1. Are you a registered voter of Gearhart?  YES NO

2. Are you own property in Gearhart?  YES NO

3. Are you in support of a new Emergency Response & Resiliency Station in Gearhart?  
 YES NO

4. Taking into account emergency preparedness, proximity to respond, cost, and other pertinent info presented, **please rank in order 1-3** (1 being the best location) which concept/location you believe would *best serve* the needs of our community:

Concept A: Gearhart Park Station, rank: 2

Concept B: Pacific Way Station (current location), rank: 3

Concept C: High Point Station, rank: 1

5. Please provide detailed feedback on why you ranked the locations as you did and provide any other ideas or feedback you wish to help the process moving forward: Higher is better; if A <sup>was</sup> as high as C, I would prefer A for its centrality to City Government and commerce, and the opportunity to develop, maintain and sustain our current under-used, then interest park.

6. Regarding funding, are you supportive of a bond?  YES NO

7. Regarding funding, would you like to see private donations\* to help cover costs?

YES NO


\*If Yes, please provide name and contact information for anyone who may be interested, and the City will reach out.

Dennis Murphy: Ask if (1) would he donate land, or (2) agree to a land swap with the current location.

*Thank you for your feedback! Your opinion is very important to this process.*

*Disclaimer: The results of this feedback form are for informational purposes only and do not constitute a vote of any kind. This feedback information will be provided to the city council and will result in a summary report available to the public. The city council may then choose to vote on putting a new station on a future ballot for a public vote of citizens.*

*seek more information, or do nothing.*



If preserving park space is a major concern, if we go with A, then consider buying Breakway Lodge that already has many park features and is used as a park, more than the park has been for my 14 years, by residents and visitors.

1. Are you a registered voter of Gearhart?  YES NO
2. Are you own property in Gearhart?  YES NO
3. Are you in support of a new Emergency Response & Resiliency Station in Gearhart?  
 YES NO

4. Taking into account emergency preparedness, proximity to respond, cost, and other pertinent info presented, **please rank in order 1-3** (1 being the best location) which concept/location you believe would *best serve* the needs of our community:

Concept A: Gearhart Park Station, rank: 1

Concept B: Pacific Way Station (current location), rank: 3

Concept C: High Point Station, rank: 2

5. Please provide detailed feedback on why you ranked the locations as you did and provide any other ideas or feedback you wish to help the process moving forward: \_\_\_\_\_
- \_\_\_\_\_
- \_\_\_\_\_

6. Regarding funding, are you supportive of a bond?  YES NO

7. Regarding funding, would you like to see private donations\* to help cover costs?

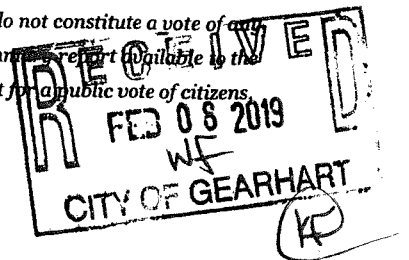
YES NO

*\*If Yes, please provide name and contact information for anyone who may be interested, and the City will reach out.*

**Thank you for your feedback! Your opinion is very important to this process.**

**Disclaimer:** The results of this feedback form are for informational purposes only and do not constitute a vote of any kind. This feedback information will be provided to the city council and will result in a summary report available to the public. The city council may then choose to vote on putting a new station on a future ballot for a public vote of citizens.

*seek more information, or do nothing.*



1. Are you a registered voter of Gearhart?  YES NO
2. Are you own property in Gearhart?  YES NO
3. Are you in support of a new Emergency Response & Resiliency Station in Gearhart?  
 YES NO

4. Taking into account emergency preparedness, proximity to respond, cost, and other pertinent info presented, **please rank in order 1-3** (1 being the best location) which concept/location you believe would *best serve* the needs of our community:

Concept A: Gearhart Park Station, rank: 1

Concept B: Pacific Way Station (current location), rank: 3

Concept C: High Point Station, rank: 2

5. Please provide detailed feedback on why you ranked the locations as you did and provide any other ideas or feedback you wish to help the process moving forward: \_\_\_\_\_

Higher Ground Due to tsunami/ ~~weather~~ flooding Threat.

6. Regarding funding, are you supportive of a bond?  YES NO

7. Regarding funding, would you like to see private donations\* to help cover costs?


YES NO

\*If Yes, please provide name and contact information for anyone who may be interested, and the City will reach out.

medix Ambulance

**Thank you for your feedback! Your opinion is very important to this process.**

**Disclaimer:** The results of this feedback form are for informational purposes only and do not constitute a vote of any kind. This feedback information will be provided to the city council and will result in a summary report available to the public. The city council may then choose to vote on putting a new station on a future ballot for public vote. Citizens seek more information, or do nothing.



EMAIL: \_\_\_\_\_ BEST PHONE# \_\_\_\_\_

1. Are you a registered voter of Gearhart?  YES NO
2. Are you own property in Gearhart?  YES NO
3. Are you in support of a new Emergency Response & Resiliency Station in Gearhart?  
 YES NO
4. Taking into account emergency preparedness, proximity to respond, cost, and other pertinent info presented, **please rank in order 1-3** (1 being the best location) which concept/location you believe would *best serve* the needs of our community:

Concept A: Gearhart Park Station, rank: 3

Concept B: Pacific Way Station (current location), rank: 2

Concept C: High Point Station, rank: 1

5. Please provide detailed feedback on why you ranked the locations as you did and provide any other ideas or feedback you wish to help the process moving forward: \_\_\_\_\_  
\_\_\_\_\_  
\_\_\_\_\_


6. Regarding funding, are you supportive of a bond?  YES NO  
*with Reservations*
7. Regarding funding, would you like to solicit private donations\* to help cover costs?  
YES  NO  
*\*If Yes, please provide contact information for anyone who may be interested.*

**Thank you for your feedback**

**Disclaimer:** The results of this feedback will be kept confidential. This feedback information will be provided to the public. The city council may then choose to use this information in the ballot for a public vote of citizens.

to this process.

and do not constitute a vote of any kind. A summary report will be available to the public. The city council may then choose to use this information in the ballot for a public vote of citizens.



1. Are you a registered voter of Gearhart?  YES NO
2. Do you own property in Gearhart?  YES NO
3. Are you in support of a new Emergency Response & Resiliency Building in Gearhart?  
 YES NO
4. Taking into account emergency preparedness, proximity to respond, cost, and other pertinent info presented, **please rank in order 1-3** (1 being the best location) which concept/location you believe would *best serve* the needs of our community:

Location A: Gearhart Park Station, rank: 1

Location B: Pacific Way Station (current location), rank: 3

Location C: High Point Station, rank: 2

5. Please provide detailed feedback on why you ranked the locations as you did and provide any other ideas or feedback you wish to help the process moving forward: I feel the park will better serve the people of Gearhart as a Emergency Response + Resiliency Building. I also believe the park can be enhanced for better use.
6. In regard to funding, are you supportive of a bond?  YES NO
7. In regard to funding, would you like to see private donations\* to help cover costs?


YES

NO

\*If Yes, please provide name and contact information for anyone who may be interested, and the City will reach out.

**Thank you for your feedback! Your opinion is very important to this process.**

**Disclaimer:** The results of this feedback form are for informational purposes only and do not constitute a vote of any kind. This feedback information will be provided to the city council and will result in a summary report available to the public. The city council may then choose to vote on putting a new station on a future ballot for a public vote of citizens, seek more information, or do nothing.



1. Are you a registered voter of Gearhart?  YES NO
2. Do you own property in Gearhart?  YES NO
3. Are you in support of a new Emergency Response & Resiliency Building in Gearhart?  
 YES NO

4. Taking into account emergency preparedness, proximity to respond, cost, and other pertinent info presented, **please rank in order 1-3** (1 being the best location) which concept/location you believe would *best serve* the needs of our community:

Location A: Gearhart Park Station, rank: 1

Location B: Pacific Way Station (current location), rank: 3

Location C: High Point Station, rank: 2

5. Please provide detailed feedback on why you ranked the locations as you did and provide any other ideas or feedback you wish to help the process moving forward:

To me, I do not have high regard for the park as a park. To me the addition of the emergency building @ the park location w/ the plan as discussed, actually makes the park more useful.

6. In regard to funding, are you supportive of a bond?  YES NO

7. In regard to funding, would you like to see private donations\* to help cover costs?

YES


NO

\*If Yes, please provide name and contact information for anyone who may be interested, and the City will reach out.

Contact Me.

**Thank you for your feedback! Your opinion is very important to this process.**

**Disclaimer:** The results of this feedback form are for informational purposes only and do not constitute a vote of any kind. This feedback information will be provided to the city council and will result in a summary report available to the public. The city council may then choose to vote on putting a new station on a future ballot for a public vote of citizens, seek more information, or do nothing.



1. Are you a registered voter of Gearhart?  YES  NO
2. Are you own property in Gearhart?  YES  NO
3. Are you in support of a new Emergency Response & Resiliency Station in Gearhart?  
 YES  NO

4. Taking into account emergency preparedness, proximity to respond, cost, and other pertinent info presented, **please rank in order 1-3** (1 being the best location) which concept/location you believe would *best serve* the needs of our community:

Concept A: Gearhart Park Station, rank: # 2

Concept B: Pacific Way Station (current location), rank: ~~# 3~~

Concept C: High Point Station, rank: # 1

5. Please provide detailed feedback on why you ranked the locations as you did and provide any other ideas or feedback you wish to help the process moving forward:

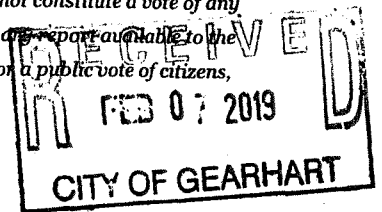
The highest point and accessibility

6. Regarding funding, are you supportive of a bond?  YES  NO
7. Regarding funding, would you like to see private donations\* to help cover costs?  
 YES  NO

*\*If Yes, please provide name and contact information for anyone who may be interested, and the City will reach out.*

**Thank you for your feedback! Your opinion is very important to this process.**

**Disclaimer:** The results of this feedback form are for informational purposes only and do not constitute a vote of any kind. This feedback information will be provided to the city council and will result in a summary report available to the public. The city council may then choose to vote on putting a new station on a future ballot for a public vote of citizens, seek more information, or do nothing.





1. Are you a registered voter of Gearhart?  YES NO

2. Are you own property in Gearhart?  YES NO

3. Are you in support of a new Emergency Response & Resiliency Station in Gearhart?  
 YES NO

4. Taking into account emergency preparedness, proximity to respond, cost, and other pertinent info presented, **please rank in order 1-3** (1 being the best location) which concept/location you believe would *best serve* the needs of our community:

Concept A: Gearhart Park Station, rank: 2

Concept B: Pacific Way Station (current location), rank: 3

Concept C: High Point Station, rank: 1

5. Please provide detailed feedback on why you ranked the locations as you did and provide any other ideas or feedback you wish to help the process moving forward: \_\_\_\_\_

WELL PRESENTED  
\_\_\_\_\_  
\_\_\_\_\_

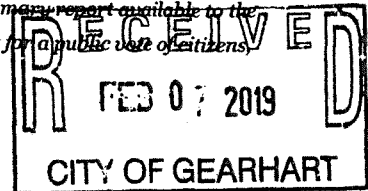
6. Regarding funding, are you supportive of a bond?  YES NO

7. Regarding funding, would you like to see private donations\* to help cover costs?  
 YES NO

*\*If Yes, please provide name and contact information for anyone who may be interested, and the City will reach out.*

**Thank you for your feedback! Your opinion is very important to this process.**

**Disclaimer:** The results of this feedback form are for informational purposes only and do not constitute a vote of any kind. This feedback information will be provided to the city council and will result in a summary report available to the public. The city council may then choose to vote on putting a new station on a future ballot for a public vote of citizens, seek more information, or do nothing.



1. Are you a registered voter of Gearhart?  YES NO
2. Are you own property in Gearhart?  YES NO
3. Are you in support of a new Emergency Response & Resiliency Station in Gearhart?  
 YES NO
4. Taking into account emergency preparedness, proximity to respond, cost, and other pertinent info presented, **please rank in order 1-3** (1 being the best location) which concept/location you believe would *best serve* the needs of our community:

Concept A: Gearhart Park Station, rank: 1

Concept B: Pacific Way Station (current location), rank: 3

Concept C: High Point Station, rank: 2

5. Please provide detailed feedback on why you ranked the locations as you did and provide any other ideas or feedback you wish to help the process moving forward: \_\_\_\_\_

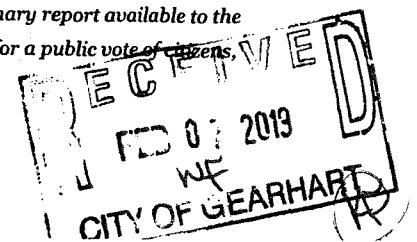
1 is closest to center of town for  
quickest response. 3 wouldn't be out of  
flooding if medium to large tsunami came.

6. Regarding funding, are you supportive of a bond?  YES NO
7. Regarding funding, would you like to see private donations\* to help cover costs?  
 YES NO

\*If Yes, please provide name and contact information for anyone who may be interested, and the City will reach out.

**Thank you for your feedback! Your opinion is very important to this process.**

**Disclaimer:** The results of this feedback form are for informational purposes only and do not constitute a vote of any kind. This feedback information will be provided to the city council and will result in a summary report available to the public. The city council may then choose to vote on putting a new station on a future ballot for a public vote of citizens, seek more information, or do nothing.



1. Are you a registered voter of Gearhart?  YES NO
2. Are you own property in Gearhart?  YES NO
3. Are you in support of a new Emergency Response & Resiliency Station in Gearhart?  
 YES NO

4. Taking into account emergency preparedness, proximity to respond, cost, and other pertinent info presented, **please rank in order 1-3** (1 being the best location) which concept/location you believe would *best serve* the needs of our community:

Concept A: Gearhart Park Station, rank: 3

Concept B: Pacific Way Station (current location), rank: 2

Concept C: High Point Station, rank: 1

5. Please provide detailed feedback on why you ranked the locations as you did and provide any other ideas or feedback you wish to help the process moving forward: HIGH POINT IS THE ONLY ONE THAT MEETS ALL THE NEEDS. WITHOUT TAKING THE OTHERS ALL IN THE FLOOD PLANE. OR MAY BE IN THE FLOOD PLANE. WHY TAKE THAT CHANCE IN A TIME LIKE THAT.
6. Regarding funding, are you supportive of a bond?  YES NO
7. Regarding funding, would you like to see private donations\* to help cover costs?  
 YES NO

\*If Yes, please provide name and contact information for anyone who may be interested, and the City will reach out.

**Thank you for your feedback! Your opinion is very important to this process.**

**Disclaimer:** The results of this feedback form are for informational purposes only and do not constitute a vote of any kind. This feedback information will be provided to the city council and will result in a summary report available to the public. The city council may then choose to vote on putting a new station on a future ballot for a public vote of citizens seek more information, or do nothing.

RECEIVED  
 MAR 06 2019  
 WF  
 CITY OF GEARHART  
 (KS)

1. Are you a registered voter of Gearhart?  YES NO
2. Are you own property in Gearhart?  YES NO
3. Are you in support of a new Emergency Response & Resiliency Station in Gearhart?  
 YES NO
4. Taking into account emergency preparedness, proximity to respond, cost, and other pertinent info presented, **please rank in order 1-3** (1 being the best location) which concept/location you believe would *best serve* the needs of our community:

Concept A: Gearhart Park Station, rank: 2

Concept B: Pacific Way Station (current location), rank: 3

Concept C: High Point Station, rank: 1

5. Please provide detailed feedback on why you ranked the locations as you did and provide any other ideas or feedback you wish to help the process moving forward: \_\_\_\_\_
- # 1 High Point: "will not be flooded by any size event"  
Also like layout and parking lot location
- # 2 Good but not best. Too many tourists parking on streets  
here.
- # 3 Not good - flooding - too much site prep.

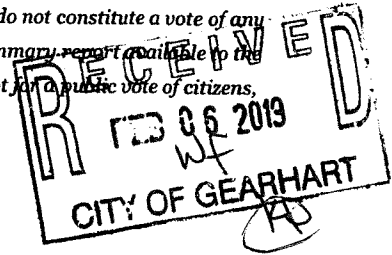
6. Regarding funding, are you supportive of a bond?  YES NO

7. Regarding funding, would you like to see private donations\* to help cover costs?  
 YES NO

*\*If Yes, please provide name and contact information for anyone who may be interested, and the City will reach out.*

**Thank you for your feedback! Your opinion is very important to this process.**

**Disclaimer:** The results of this feedback form are for informational purposes only and do not constitute a vote of any kind. This feedback information will be provided to the city council and will result in a summary report available to the public. The city council may then choose to vote on putting a new station on a future ballot for a public vote of citizens, seek more information, or do nothing.



EMAIL: \_\_\_\_\_ PHONE# 111 555 4550

- 1. Are you a registered voter of Gearhart?  YES NO
- 2. Are you own property in Gearhart?  YES NO
- 3. Are you in support of a new Emergency Response & Resiliency Station in Gearhart?  
 YES NO
- 4. Taking into account emergency preparedness, proximity to respond, cost, and other pertinent info presented, **please rank in order 1-3** (1 being the best location) which concept/location you believe would *best serve* the needs of our community:

Concept A: Gearhart Park Station, rank: 1

Concept B: Pacific Way Station (current location), rank: 3

Concept C: High Point Station, rank: 2

- 5. Please provide detailed feedback on why you ranked the locations as you did and provide any other ideas or feedback you wish to help the process moving forward:

IDEA seems like it would cost less than purchasing the property at High Point. But that would be a good location as well.

- 6. Regarding funding, are you supportive of a bond?  YES NO

- 7. Regarding funding, would you like to see private donations\* to help cover costs?


YES NO

\*If Yes, please provide name and contact information for anyone who may be interested, and the City will reach out.

Don't know - what about Tim Boyle?

**Thank you for your feedback! Your opinion is very important to this process.**

**Disclaimer:** The results of this feedback form are for informational purposes only and do not constitute a vote of any kind. This feedback information will be provided to the city council and will result in a summary report available to the public. The city council may then choose to vote on putting a new station on a future ballot for a public vote. Citizens, seek more information, or do nothing.



1. Are you a registered voter of Gearhart?  YES NO
2. Are you own property in Gearhart?  YES NO
3. Are you in support of a new Emergency Response & Resiliency Station in Gearhart?  
 YES NO
4. Taking into account emergency preparedness, proximity to respond, cost, and other pertinent info presented, **please rank in order 1-3** (1 being the best location) which concept/location you believe would *best serve* the needs of our community:

Concept A: Gearhart Park Station, rank: 2

Concept B: Pacific Way Station (current location), rank: 3

Concept C: High Point Station, rank: 1

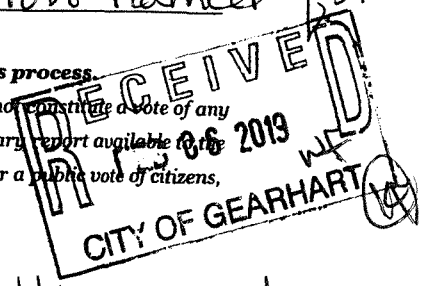
5. Please provide detailed feedback on why you ranked the locations as you did and provide any other ideas or feedback you wish to help the process moving forward: Current location is unacceptable for all the reasons detailed at meetings. High Point good if property can be acquired affordably. I'd like to keep our park as is, if possible.

6. Regarding funding, are you supportive of a bond?  YES NO

7. Regarding funding, would you like to see private donations\* to help cover costs?  
 YES  NO  
\*If Yes, please provide name and contact information for anyone who may be interested, and the City will reach out.

maybe, but don't want the station "named" for anyone publicly/visibly.

**Thank you for your feedback! Your opinion is very important to this process.**  
**Disclaimer:** The results of this feedback form are for informational purposes only and do not constitute a vote of any kind. This feedback information will be provided to the city council and will result in a summary report available to the public. The city council may then choose to vote on putting a new station on a future ballot for a public vote of citizens, seek more information, or do nothing.



Thanks to the Firehouse committee and everyone - who is working so hard to make this happen!

1. Are you a registered voter of Gearhart?  YES NO
2. Are you own property in Gearhart?  YES NO
3. Are you in support of a new Emergency Response & Resiliency Station in Gearhart?  
 YES NO

4. Taking into account emergency preparedness, proximity to respond, cost, and other pertinent info presented, **please rank in order 1-3** (1 being the best location) which concept/location you believe would *best serve* the needs of our community:

Concept A: Gearhart Park Station, rank: 1

Concept B: Pacific Way Station (current location), rank: 3

Concept C: High Point Station, rank: 2

5. Please provide detailed feedback on why you ranked the locations as you did and provide any other ideas or feedback you wish to help the process moving forward: LIKE

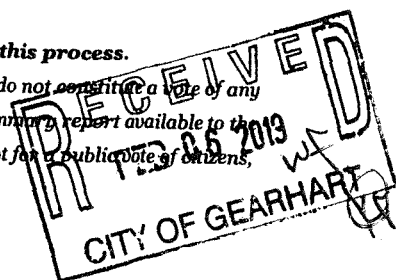
FIRE HALL, WATER PLANT, CITY HALL ON MAIN STREET. PARK EXPANSION WEST IS GOOD. IF WE NEED MORE PARK IN FUTURE WE EXTEND IT WEST. COST OF PROPERTY @ High POINT A NEGATIVE

6. Regarding funding, are you supportive of a bond?  YES NO
7. Regarding funding, would you like to see private donations\* to help cover costs?  
 YES NO

*\*If Yes, please provide name and contact information for anyone who may be interested, and the City will reach out.*

**Thank you for your feedback! Your opinion is very important to this process.**

**Disclaimer:** The results of this feedback form are for informational purposes only and do not constitute a vote of any kind. This feedback information will be provided to the city council and will result in a summary report available to the public. The city council may then choose to vote on putting a new station on a future ballot for a public vote of citizens, seek more information, or do nothing.



1. Are you a registered voter of Gearhart?  YES  NO
2. <sup>Do</sup> Are you own property in Gearhart?  YES  NO
3. Are you in support of a new Emergency Response & Resiliency Station in Gearhart?  
 YES  NO
4. Taking into account emergency preparedness, proximity to respond, cost, and other pertinent info presented, **please rank in order 1-3** (1 being the best location) which concept/location you believe would *best serve* the needs of our community:

Concept A: Gearhart Park Station, rank: 2

Concept B: Pacific Way Station (current location), rank: 3

Concept C: High Point Station, rank: 1

5. Please provide detailed feedback on why you ranked the locations as you did and provide any other ideas or feedback you wish to help the process moving forward: \_\_\_\_\_

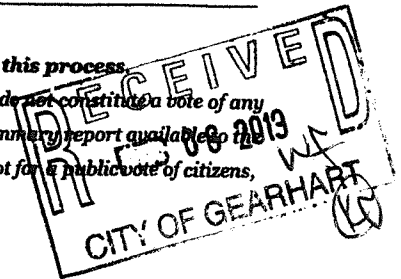
It is ridiculous to put millions of dollars into a "maybe" safe location

6. Regarding funding, are you supportive of a bond?  YES  NO
7. Regarding funding, would you like to see private donations\* to help cover costs?  
YES  NO

*\*If Yes, please provide name and contact information for anyone who may be interested, and the City will reach out.*

**Thank you for your feedback! Your opinion is very important to this process.**

**Disclaimer:** The results of this feedback form are for informational purposes only and do not constitute a vote of any kind. This feedback information will be provided to the city council and will result in a summary report available to the public. The city council may then choose to vote on putting a new station on a future ballot for a public vote of citizens, seek more information, or do nothing.





1. Are you a registered voter of Gearhart?  YES  NO

2. ~~Do~~ Are you own property in Gearhart?  YES  NO

3. Are you in support of a new Emergency Response & Resiliency Station in Gearhart?  
 YES  NO

4. Taking into account emergency preparedness, proximity to respond, cost, and other pertinent info presented, **please rank in order 1-3** (1 being the best location) which concept/location you believe would *best serve* the needs of our community:

Concept A: Gearhart Park Station, rank: 1

Concept B: Pacific Way Station (current location), rank: 3

Concept C: High Point Station, rank: 2

5. Please provide detailed feedback on why you ranked the locations as you did and provide any other ideas or feedback you wish to help the process moving forward:

Although the park was donated for children, the beach is right there. A better use, for safety of children, would be a new emergency response station. It would also be closer to city hall. High Point would be more expensive.


6. Regarding funding, are you supportive of a bond?  YES  NO

7. Regarding funding, would you like to see private donations\* to help cover costs?  
YES  NO

\*If Yes, please provide name and contact information for anyone who may be interested, and the City will reach out.

**Thank you for your feedback! Your opinion is very important to this process.**

**Disclaimer:** The results of this feedback form are for informational purposes only and do not constitute a vote of any kind. This feedback information will be provided to the city council and will result in a summary report available to the public. The city council may then choose to vote on putting a new station on a future ballot for public vote of citizens, seek more information, or do nothing.



1. Are you a registered voter of Gearhart?  YES NO
2. Are you own property in Gearhart?  YES NO
3. Are you in support of a new Emergency Response & Resiliency Station in Gearhart?  
 YES NO

4. Taking into account emergency preparedness, proximity to respond, cost, and other pertinent info presented, **please rank in order 1-3** (1 being the best location) which concept/location you believe would *best serve* the needs of our community:

Concept A: Gearhart Park Station, rank: 2

Concept B: Pacific Way Station (current location), rank: 3

Concept C: High Point Station, rank: 1

5. Please provide detailed feedback on why you ranked the locations as you did and provide any other ideas or feedback you wish to help the process moving forward: High Point Station is the best location to facilitate resiliency for our community. I find the idea of appropriating even part of Gearhart Park to accomodate a much needed station inappropriate and distasteful. Maintaining the same location is a non-starter.


6. Regarding funding, are you supportive of a bond?  YES NO
7. Regarding funding, would you like to see private donations\* to help cover costs?  
 YES NO

\*If Yes, please provide name and contact information for anyone who may be interested, and the City will reach out.

It would certainly be welcome - unfortunately, I am unable to donate.

**Thank you for your feedback! Your opinion is very important to this process.**

**Disclaimer:** The results of this feedback form are for informational purposes only and do not constitute a vote of any kind. This feedback information will be provided to the city council and will result in a summary report available to the public. The city council may then choose to vote on putting a new station on a future ballot for a public vote of citizens, seek more information, or do nothing.



EMAIL# \_\_\_\_\_ BEST PHONE# \_\_\_\_\_

- 1. Are you a registered voter of Gearhart?  YES NO
- 2. Are you own property in Gearhart?  YES NO
- 3. Are you in support of a new Emergency Response & Resiliency Station in Gearhart?  
 YES NO
- 4. Taking into account emergency preparedness, proximity to respond, cost, and other pertinent info presented, **please rank in order 1-3** (1 being the best location) which concept/location you believe would *best serve* the needs of our community:

Concept A: Gearhart Park Station, rank: 2

Concept B: Pacific Way Station (current location), rank: 3

Concept C: High Point Station, rank: 1

- 5. Please provide detailed feedback on why you ranked the locations as you did and provide any other ideas or feedback you wish to help the process moving forward: \_\_\_\_\_  
We need to prepare for the future.  
\_\_\_\_\_  
\_\_\_\_\_

- 6. Regarding funding, are you supportive of a bond?  YES NO


- 7. Regarding funding, would you like to see private donations\* to help cover costs?  
 YES NO

\*If Yes, please provide name and contact information for anyone who may be interested, and the City will reach out.

Phil Knight Foundation

**Thank you for your feedback! Your opinion is very important to this process.**

**Disclaimer:** The results of this feedback form are for informational purposes only and do not constitute a vote of any kind. This feedback information will be provided to the city council and will result in a summary report available to the public. The city council may then choose to vote on putting a new station on a future ballot for a public vote by citizens, seek more information, or do nothing.



1. Are you a registered voter of Gearhart?  YES NO
2. Are you own property in Gearhart?  YES NO
3. ~~Are you~~ in support of a new Emergency Response & Resiliency Station in Gearhart?  
 YES NO
4. Taking into account emergency preparedness, proximity to respond, cost, and other pertinent info presented, **please rank in order 1-3** (1 being the best location) which concept/location you believe would *best serve* the needs of our community:

Concept A: Gearhart Park Station, rank: 1

Concept B: Pacific Way Station (current location), rank: 3

Concept C: High Point Station, rank: 2

5. Please provide detailed feedback on why you ranked the locations as you did and provide any other ideas or feedback you wish to help the process moving forward:


*With what plans are (potentially) in the Park were chosen - financially, seems to make more sense. However, High Point is a safer place, just the add'l cost*

6. Regarding funding, are you supportive of a bond?  YES NO
7. Regarding funding, would you like to see private donations\* to help cover costs?  YES NO *not much choice if we want it*

\*If Yes, please provide name and contact information for anyone who may be interested, and the City will reach out.

**Thank you for your feedback! Your opinion is very important to this process.**

**Disclaimer:** The results of this feedback form are for informational purposes only and do not constitute a vote of any kind. This feedback information will be provided to the city council and will result in a summary report available to the public. The city council may then choose to vote on putting a new station on a future ballot for a public vote of citizens, seek more information, or do nothing.



BEST PHONE#

- 1. Are you a registered voter of Gearhart?  YES  NO
- 2. Are you own property in Gearhart?  YES  NO
- 3. Are you in support of a new Emergency Response & Resiliency Station in Gearhart?  
 YES  NO
- 4. Taking into account emergency preparedness, proximity to respond, cost, and other pertinent info presented, **please rank in order 1-3** (1 being the best location) which concept/location you believe would *best serve* the needs of our community:

Concept A: Gearhart Park Station, rank: 2

Concept B: Pacific Way Station (current location), rank: 3

Concept C: High Point Station, rank: 1

- 5. Please provide detailed feedback on why you ranked the locations as you did and provide any other ideas or feedback you wish to help the process moving forward:

A Park, zone change, Public concern

B To Low

C Highest Point unless something E/so comes up

- 6. Regarding funding, are you supportive of a bond?  YES  NO


- 7. Regarding funding, would you like to see private donations\* to help cover costs?

YES  NO

\*If Yes, please provide name and contact information for anyone who may be interested, and the City will reach out.

**Thank you for your feedback! Your opinion is very important to this process.**

**Disclaimer:** The results of this feedback form are for informational purposes only and do not constitute a vote of any kind. This feedback information will be provided to the city council and will result in a summary report available to the public. The city council may then choose to vote on putting a new station on a future ballot for a public vote of citizens, seek more information, or do nothing.



1. Are you a registered voter of Gearhart?  YES NO

2. Are you own property in Gearhart?  YES NO

3. Are you in support of a new Emergency Response & Resiliency Station in Gearhart?  
 YES NO

4. Taking into account emergency preparedness, proximity to respond, cost, and other pertinent info presented, **please rank in order 1-3** (1 being the best location) which concept/location you believe would *best serve* the needs of our community:

Concept A: Gearhart Park Station, rank: NO

Concept B: Pacific Way Station (current location), rank: NO

Concept C: High Point Station, rank: #1 ← put as #2 + #3 (dup.)

5. Please provide detailed feedback on why you ranked the locations as you did and provide any other ideas or feedback you wish to help the process moving forward: NO on A - does not make sense to put \$ into new facility if not over 50' mark,

NO on A - Gearhart Park has strong history to City that should not be lost, and it would barely be at 50' mark, still in danger zone

6. Regarding funding, are you supportive of a bond?  YES NO

7. Regarding funding, would you like to see private donations\* to help cover costs?

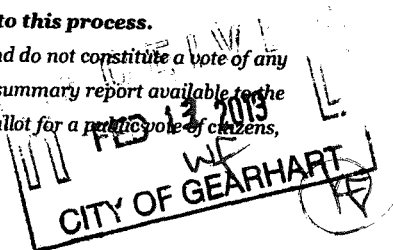
YES NO

*\*If Yes, please provide name and contact information for anyone who may be interested, and the City will reach out.*

**Thank you for your feedback! Your opinion is very important to this process.**

**Disclaimer:** The results of this feedback form are for informational purposes only and do not constitute a vote of any kind. This feedback information will be provided to the city council and will result in a summary report available to the public. The city council may then choose to vote on putting a new station on a future ballot for a public vote of citizens,

seek more information, or do nothing.



EMAIL: \_\_\_\_\_ BEST PHONE# \_\_\_\_\_

- 1. Are you a registered voter of Gearhart?  YES  NO
- 2. Do you own property in Gearhart?  YES  NO
- 3. Are you in support of a new Emergency Response & Resiliency Building in Gearhart?  
 YES  NO
- 4. Taking into account emergency preparedness, proximity to respond, cost, and other pertinent info presented, **please rank in order 1-3** (1 being the best location) which concept/location you believe would *best serve* the needs of our community:

Location A: Gearhart Park Station, rank: 2

Location B: Pacific Way Station (current location), rank: 1

Location C: High Point Station, rank: 3

- 5. Please provide detailed feedback on why you ranked the locations as you did and provide any other ideas or feedback you wish to help the process moving forward: \_\_\_\_\_

#1 Closest to My Home  
 #2 The Park Needs to Be Left AS  
 #3 Bad Location

- 6. In regard to funding, are you supportive of a bond?  YES  NO

- 7. In regard to funding, would you like to see private donations\* to help cover costs?

YES

NO

\*If Yes, please provide name and contact information for anyone who may be interested, and the City will reach out.

**Thank you for your feedback! Your opinion is very important to this process.**

**Disclaimer:** The results of this feedback form are for informational purposes only and do not constitute a vote of any kind. This feedback information will be provided to the city council and will result in a summary report available to the public. The city council may then choose to vote on putting a new station on a future ballot for a public vote of citizens, seek more information, or do nothing.

WF 100  
4/26

1. Are you a registered voter of Gearhart? <sup>new</sup>  YES  NO
2. Do you own property in Gearhart?  YES  NO
3. Are you in support of a new Emergency Response & Resiliency Building in Gearhart?  
 YES  NO
4. Taking into account emergency preparedness, proximity to respond, cost, and other pertinent info presented, **please rank in order 1-3** (1 being the best location) which concept/location you believe would *best serve* the needs of our community:

Location A: Gearhart Park Station, rank: 3

Location B: Pacific Way Station (current location), rank: 1

Location C: High Point Station, rank: 2

5. Please provide detailed feedback on why you ranked the locations as you did and provide any other ideas or feedback you wish to help the process moving forward: availability to responders, parking, congestion, width of the road, close to 101, easier for standby response.

6. In regard to funding, are you supportive of a bond?  YES  NO

7. In regard to funding, would you like to see private donations\* to help cover costs?

YES

NO

\*If Yes, please provide name and contact information for anyone who may be interested, and the City will reach out.

**Thank you for your feedback! Your opinion is very important to this process.**

**Disclaimer:** The results of this feedback form are for informational purposes only and do not constitute a vote of any kind. This feedback information will be provided to the city council and will result in a summary report available to the public. The city council may then choose to vote on putting a new station on a future ballot for a public vote of citizens, seek more information, or do nothing.

Gearhart grade school will be vacated soon. That property could be utilized for construction for our entire city services.

WF 4/12



1. Are you a registered voter of Gearhart? <sup>next</sup>  YES  NO
2. Do you own property in Gearhart?  YES  NO
3. Are you in support of a new Emergency Response & Resiliency Building in Gearhart?  
 YES  NO
4. Taking into account emergency preparedness, proximity to respond, cost, and other pertinent info presented, **please rank in order 1-3** (1 being the best location) which concept/location you believe would *best serve* the needs of our community:

Location A: Gearhart Park Station, rank: 3

Location B: Pacific Way Station (current location), rank: 1

Location C: High Point Station, rank: 2

5. Please provide detailed feedback on why you ranked the locations as you did and provide any other ideas or feedback you wish to help the process moving forward: availability to responders, parking, congestion, width of the road, close to 101, easier for standby response.

6. In regard to funding, are you supportive of a bond?  YES  NO

7. In regard to funding, would you like to see private donations\* to help cover costs?

YES

NO

\*If Yes, please provide name and contact information for anyone who may be interested, and the City will reach out.

**Thank you for your feedback! Your opinion is very important to this process.**

**Disclaimer:** The results of this feedback form are for informational purposes only and do not constitute a vote of any kind. This feedback information will be provided to the city council and will result in a summary report available to the public. The city council may then choose to vote on putting a new station on a future ballot for a public vote of citizens, seek more information, or do nothing.

Gearhart grade school will be vacated soon. That property could be utilized for construction for our entire city services.

WF 4/12

1. Are you a registered voter of Gearhart?  YES  NO
2. Are you own property in Gearhart?  YES  NO
3. Are you in support of a new Emergency Response & Resiliency Station in Gearhart?  
 YES  NO
4. Taking into account emergency preparedness, proximity to respond, cost, and other pertinent info presented, **please rank in order 1-3** (1 being the best location) which concept/location you believe would *best serve* the needs of our community:

Concept A: Gearhart Park Station, rank: -NO-

Concept B: Pacific Way Station (current location), rank: 2

Concept C: High Point Station, rank: 1

5. Please provide detailed feedback on why you ranked the locations as you did and provide any other ideas or feedback you wish to help the process moving forward: \_\_\_\_\_  
 \_\_\_\_\_  
 \_\_\_\_\_  
 \_\_\_\_\_

6. Regarding funding, are you supportive of a bond?  YES  NO
7. Regarding funding, would you like to see private donations\* to help cover costs?  
 YES  NO

*\*If Yes, please provide name and contact information for anyone who may be interested, and the City will reach out.*

\_\_\_\_\_

**Thank you for your feedback! Your opinion is very important to this process.**

**Disclaimer:** The results of this feedback form are for informational purposes only and do not constitute a vote of any kind. This feedback information will be provided to the city council and will result in a summary report available to the public. The city council may then choose to vote on putting a new station on a future ballot for a public vote of citizens, seek more information, or do nothing.

WJ  
4/11

EMAIL: \_\_\_\_\_

1. Are you a registered voter of Gearhart?  YES  NO
2. Do you own property in Gearhart?  YES  NO
3. Are you in support of a new Emergency Response & Resiliency Building in Gearhart?  
 YES  NO
4. Taking into account emergency preparedness, proximity to respond, cost, and other pertinent info presented, **please rank in order 1-3** (1 being the best location) which concept/location you believe would *best serve* the needs of our community:

Location A: Gearhart Park Station, rank: 1

Location B: Pacific Way Station (current location), rank: 3

Location C: High Point Station, rank: 2

5. Please provide detailed feedback on why you ranked the locations as you did and provide any other ideas or feedback you wish to help the process moving forward: \_\_\_\_\_  
\_\_\_\_\_  
\_\_\_\_\_

6. In regard to funding, are you supportive of a bond?  YES  NO

7. In regard to funding, would you like to see private donations\* to help cover costs?

YES  NO

*\*If Yes, please provide name and contact information for anyone who may be interested, and the City will reach out.*

**Thank you for your feedback! Your opinion is very important to this process.**

**Disclaimer:** The results of this feedback form are for informational purposes only and do not constitute a vote of any kind. This feedback information will be provided to the city council and will result in a summary report available to the public. The city council may then choose to vote on putting a new station on a future ballot for a public vote of citizens, seek more information, or do nothing.

WFO  
4/17

1. Are you a registered voter of Gearhart?  YES  NO

2. Are you own property in Gearhart?  YES  NO

3. Are you in support of a new Emergency Response & Resiliency Station in Gearhart?  
 YES  NO

4. Taking into account emergency preparedness, proximity to respond, cost, and other pertinent info presented, **please rank in order 1-3** (1 being the best location) which concept/location you believe would *best serve* the needs of our community:

Concept A: Gearhart Park Station, rank: 3

Concept B: Pacific Way Station (current location), rank: 1

Concept C: High Point Station, rank: 2

5. Please provide detailed feedback on why you ranked the locations as you did and provide any other ideas or feedback you wish to help the process moving forward: \_\_\_\_\_

NOT IN FAVOR OF OBSTRUCTING PARK STATION  
CONCEPT.

6. Regarding funding, are you supportive of a bond?  YES  NO

7. Regarding funding, would you like to see private donations\* to help cover costs?  
 YES  NO

*\*If Yes, please provide name and contact information for anyone who may be interested, and the City will reach out.*

1

**Thank you for your feedback! Your opinion is very important to this process.**

**Disclaimer:** The results of this feedback form are for informational purposes only and do not constitute a vote of any kind. This feedback information will be provided to the city council and will result in a summary report available to the public. The city council may then choose to vote on putting a new station on a future ballot for a public vote of citizens, seek more information, or do nothing.

WFO  
4/19

1. Are you a registered voter of Gearhart?  YES NO
2. Do you own property in Gearhart?  YES NO
3. Are you in support of a new Emergency Response & Resiliency Building in Gearhart?  
 YES NO

4. Taking into account emergency preparedness, proximity to respond, cost, and other pertinent info presented, **please rank in order 1-3** (1 being the best location) which concept/location you believe would *best serve* the needs of our community:

Location A: Gearhart Park Station, rank: 2

Location B: Pacific Way Station (current location), rank: 1

Location C: High Point Station, rank: 3

5. Please provide detailed feedback on why you ranked the locations as you did and provide any other ideas or feedback you wish to help the process moving forward: \_\_\_\_\_

WITH THE SCHOOL GROWING AWAY, WOULD THAT BE AN OPTION LOCATION?

6. In regard to funding, are you supportive of a bond?  YES NO

7. In regard to funding, would you like to see private donations\* to help cover costs?

YES

NO

*\*If Yes, please provide name and contact information for anyone who may be interested, and the City will reach out.*

Not Sure

**Thank you for your feedback! Your opinion is very important to this process.**

**Disclaimer:** The results of this feedback form are for informational purposes only and do not constitute a vote of any kind. This feedback information will be provided to the city council and will result in a summary report available to the public. The city council may then choose to vote on putting a new station on a future ballot for a public vote of citizens, seek more information, or do nothing.

MF 100  
4/16

1. Are you a registered voter of Gearhart?  YES NO
2. Do you own property in Gearhart?  YES NO
3. Are you in support of a new Emergency Response & Resiliency Building in Gearhart?  
 YES NO
4. Taking into account emergency preparedness, proximity to respond, cost, and other pertinent info presented, **please rank in order 1-3** (1 being the best location) which concept/location you believe would *best serve* the needs of our community:

Location A: Gearhart Park Station, rank: 3

Location B: Pacific Way Station (current location), rank: 2

Location C: High Point Station, rank: 1

5. Please provide detailed feedback on why you ranked the locations as you did and provide any other ideas or feedback you wish to help the process moving forward:

High Point is a great location if possible to obtain.  
Pac Way station, maybe not ideal but we've made it this far.  
G Park probably not going to be supported.

6. In regard to funding, are you supportive of a bond?  YES NO

7. In regard to funding, would you like to see private donations\* to help cover costs?

YES

NO

\*If Yes, please provide name and contact information for anyone who may be interested, and the City will reach out.

?

**Thank you for your feedback! Your opinion is very important to this process.**

**Disclaimer:** The results of this feedback form are for informational purposes only and do not constitute a vote of any kind. This feedback information will be provided to the city council and will result in a summary report available to the public. The city council may then choose to vote on putting a new station on a future ballot for a public vote of citizens, seek more information, or do nothing.

WJ  
4/18

1. Are you a registered voter of Gearhart?  YES NO
2. Are you own property in Gearhart?  YES NO
3. Are you in support of a new Emergency Response & Resiliency Station in Gearhart?  
 YES NO

4. Taking into account emergency preparedness, proximity to respond, cost, and other pertinent info presented, **please rank in order 1-3** (1 being the best location) which concept/location you believe would *best serve* the needs of our community:

Concept A: Gearhart Park Station, rank: 3

Concept B: Pacific Way Station (current location), rank: 2

Concept C: High Point Station, rank: 1

5. Please provide detailed feedback on why you ranked the locations as you did and provide any other ideas or feedback you wish to help the process moving forward: # 1 is closer to our place of residence. Paying extra for renting while remodeling doesn't seem like a good idea, plus the park was designated a park.

6. Regarding funding, are you supportive of a bond?  YES  NO As long as the bond ends
7. Regarding funding, would you like to see private donations\* to help cover costs?  YES  NO

\*If Yes, please provide name and contact information for anyone who may be interested, and the City will reach out.

Gov't help for rural/small districts

**Thank you for your feedback! Your opinion is very important to this process.**

**Disclaimer:** The results of this feedback form are for informational purposes only and do not constitute a vote of any kind. This feedback information will be provided to the city council and will result in a summary report available to the public. The city council may then choose to vote on putting a new station on a future ballot for a public vote of citizens, seek more information, or do nothing.

WJ  
4/15

1. Are you a registered voter of Gearhart?  YES NO
2. Do you own property in Gearhart?  YES NO
3. Are you in support of a new Emergency Response & Resiliency Building in Gearhart?  
 YES NO
4. Taking into account emergency preparedness, proximity to respond, cost, and other pertinent info presented, **please rank in order 1-3** (1 being the best location) which concept/location you believe would *best serve* the needs of our community:

Location A: Gearhart Park Station, rank: 3

Location B: Pacific Way Station (current location), rank: 2

Location C: High Point Station, rank: 1

5. Please provide detailed feedback on why you ranked the locations as you did and provide any other ideas or feedback you wish to help the process moving forward: OUR PLACE IS A CLOSE TO #1, PAYING EXTRA FOR RENTING WHILE RENOVATING DOESN'T SEEM LIKE A GOOD IDEA, PLUS THE PARK WAS DESIGNATED A PARK.

6. In regard to funding, are you supportive of a bond?  YES NO  
AS LONG AS IT IS TERMINATED AT THE
7. In regard to funding, would you like to see private donations\* to help cover costs? END OF A TERM.

YES

NO

\*If Yes, please provide name and contact information for anyone who may be interested, and the City will reach out.

GOV'T HELP FOR RURAL / SMALL DISTRICTS.

**Thank you for your feedback! Your opinion is very important to this process.**

**Disclaimer:** The results of this feedback form are for informational purposes only and do not constitute a vote of any kind. This feedback information will be provided to the city council and will result in a summary report available to the public. The city council may then choose to vote on putting a new station on a future ballot for a public vote of citizens, seek more information, or do nothing.

WFB  
4/18



1. Are you a registered voter of Gearhart? YES NO
2. Do you own property in Gearhart? YES  NO  *per CRA*
3. Are you in support of a new Emergency Response & Resiliency Building in Gearhart?  
YES NO

4. Taking into account emergency preparedness, proximity to respond, cost, and other pertinent info presented, **please rank in order 1-3** (1 being the best location) which concept/location you believe would *best serve* the needs of our community:

Location A: Gearhart Park Station, rank: 3 *← NO!*

Location B: Pacific Way Station (current location), rank: 2

Location C: High Point Station, rank: 1

5. Please provide detailed feedback on why you ranked the locations as you did and provide any other ideas or feedback you wish to help the process moving forward: \_\_\_\_\_

I believe our fire facilities need to be updated.  
I think the High Point makes the most sense.  
I am strongly opposed to losing our Park.

6. In regard to funding, are you supportive of a bond? YES NO

7. In regard to funding, would you like to see private donations\* to help cover costs?

YES

NO

*\*If Yes, please provide name and contact information for anyone who may be interested, and the City will reach out.*

**Thank you for your feedback! Your opinion is very important to this process.**

**Disclaimer:** The results of this feedback form are for informational purposes only and do not constitute a vote of any kind. This feedback information will be provided to the city council and will result in a summary report available to the public. The city council may then choose to vote on putting a new station on a future ballot for a public vote of citizens, seek more information, or do nothing.

*MF (K)*  
 4/22

EMAIL: \_\_\_\_\_

- 1. Are you a registered voter of Gearhart?  YES NO
- 2. Do you own property in Gearhart?  YES NO
- 3. Are you in support of a new Emergency Response & Resiliency Building in Gearhart?  
 YES NO

4. Taking into account emergency preparedness, proximity to respond, cost, and other pertinent info presented, **please rank in order 1-3** (1 being the best location) which concept/location you believe would *best serve* the needs of our community:

Location A: Gearhart Park Station, rank: 3

Location B: Pacific Way Station (current location), rank: 1

Location C: High Point Station, rank: 2

5. Please provide detailed feedback on why you ranked the locations as you did and provide any other ideas or feedback you wish to help the process moving forward: Pacific

way is a great central location

6. In regard to funding, are you supportive of a bond?  YES NO

7. In regard to funding, would you like to see private donations\* to help cover costs?

YES

NO

*\*If Yes, please provide name and contact information for anyone who may be interested, and the City will reach out.*

**Thank you for your feedback! Your opinion is very important to this process.**

**Disclaimer:** The results of this feedback form are for informational purposes only and do not constitute a vote of any kind. This feedback information will be provided to the city council and will result in a summary report available to the public. The city council may then choose to vote on putting a new station on a future ballot for a public vote of citizens, seek more information, or do nothing.

WJ (K) 4/22

1. Are you a registered voter of Gearhart?  YES  NO
2. Do you own property in Gearhart?  YES  NO
3. Are you in support of a new Emergency Response & Resiliency Building in Gearhart?  
YES  NO
4. Taking into account emergency preparedness, proximity to respond, cost, and other pertinent info presented, **please rank in order 1-3** (1 being the best location) which concept/location you believe would *best serve* the needs of our community:

Location A: Gearhart Park Station, rank: \_\_\_\_\_

Location B: Pacific Way Station (current location), rank: \_\_\_\_\_

Location C: High Point Station, rank:  \_\_\_\_\_

5. Please provide detailed feedback on why you ranked the locations as you did and provide any other ideas or feedback you wish to help the process moving forward: as I am not a resident in the immediate area BUT DO NOT FAVOR LOSS OF A PARK I have interviewed a member of "locals" and have chosen High Point
6. In regard to funding, are you supportive of a bond?  YES  NO
7. In regard to funding, would you like to see private donations\* to help cover costs?

YES  NO  \*If Yes, please provide name and contact information for anyone who may be interested, and the City will reach out.

unsure - question about funding

**Thank you for your feedback! Your opinion is very important to this process.**

**Disclaimer:** The results of this feedback form are for informational purposes only and do not constitute a vote of any kind. This feedback information will be provided to the city council and will result in a summary report available to the public. The city council may then choose to vote on putting a new station on a future ballot for a public vote of citizens, seek more information, or do nothing.

MS/KP  
4/22

1. Are you a registered voter of Gearhart?  YES  NO
2. Are you own property in Gearhart?  YES  NO
3. Are you in support of a new Emergency Response & Resiliency Station in Gearhart?  
 YES  NO

4. Taking into account emergency preparedness, proximity to respond, cost, and other pertinent info presented, **please rank in order 1-3** (1 being the best location) which concept/location you believe would *best serve* the needs of our community:

Concept A: Gearhart Park Station, rank: 2

Concept B: Pacific Way Station (current location), rank: 3

Concept C: High Point Station, rank: 1

5. Please provide detailed feedback on why you ranked the locations as you did and provide any other ideas or feedback you wish to help the process moving forward: \_\_\_\_\_

*Existing station is obsolete and at risk of flooding*  
*The park is better, but very unpopular as a potential site.*  
*High Point ranks highest on elevation, proximity. Cost may not be the deciding factor.*

6. Regarding funding, are you supportive of a bond?  YES  NO

7. Regarding funding, would you like to see private donations\* to help cover costs?

YES  NO

*\*If Yes, please provide name and contact information for anyone who may be interested, and the City will reach out.*

**Thank you for your feedback! Your opinion is very important to this process.**

**Disclaimer:** The results of this feedback form are for informational purposes only and do not constitute a vote of any kind. This feedback information will be provided to the city council and will result in a summary report available to the public. The city council may then choose to vote on putting a new station on a future ballot for a public vote of citizens, seek more information, or do nothing.

*not a 3/20  
 (A) NF  
 4/2*

1. Are you a registered voter of Gearhart?  YES  NO

2. Do you own property in Gearhart?  YES  NO

3. Are you in support of a new Emergency Response & Resiliency Building in Gearhart?  
 YES  NO

4. Taking into account emergency preparedness, proximity to respond, cost, and other pertinent info presented, **please rank in order 1-3** (1 being the best location) which concept/location you believe would *best serve* the needs of our community:

Location A: Gearhart Park Station, rank: 3

Location B: Pacific Way Station (current location), rank: 2

Location C: High Point Station, rank: 1

5. Please provide detailed feedback on why you ranked the locations as you did and provide any other ideas or feedback you wish to help the process moving forward: \_\_\_\_\_

---

---

---

6. In regard to funding, are you supportive of a bond?  YES  NO

7. In regard to funding, would you like to see private donations\* to help cover costs?

YES

NO

*\*If Yes, please provide name and contact information for anyone who may be interested, and the City will reach out.*

**Thank you for your feedback! Your opinion is very important to this process.**

**Disclaimer:** The results of this feedback form are for informational purposes only and do not constitute a vote of any kind. This feedback information will be provided to the city council and will result in a summary report available to the public. The city council may then choose to vote on putting a new station on a future ballot for a public vote of citizens, seek more information, or do nothing.

WF (KP)  
4/22

1. Are you a registered voter of Gearhart?  YES  NO

2. Do you own property in Gearhart?  YES  NO

3. Are you in support of a new Emergency Response & Resiliency Building in Gearhart?  
 YES  NO

4. Taking into account emergency preparedness, proximity to respond, cost, and other pertinent info presented, **please rank in order 1-3** (1 being the best location) which concept/location you believe would *best serve* the needs of our community:

Location A: Gearhart Park Station, rank: 3

Location B: Pacific Way Station (current location), rank: 2

Location C: High Point Station, rank: 1

5. Please provide detailed feedback on why you ranked the locations as you did and provide any other ideas or feedback you wish to help the process moving forward: \_\_\_\_\_

6. In regard to funding, are you supportive of a bond?  YES  NO

7. In regard to funding, would you like to see private donations\* to help cover costs?

YES

NO

*\*If Yes, please provide name and contact information for anyone who may be interested, and the City will reach out.*

**Thank you for your feedback! Your opinion is very important to this process.**

**Disclaimer:** The results of this feedback form are for informational purposes only and do not constitute a vote of any kind. This feedback information will be provided to the city council and will result in a summary report available to the public. The city council may then choose to vote on putting a new station on a future ballot for a public vote of citizens, seek more information, or do nothing.

WF (KP)  
4/22

EMAIL: \_\_\_\_\_

- 1. Are you a registered voter of Gearhart?  YES  NO
- 2. Do you own property in Gearhart?  YES  NO
- 3. Are you in support of a new Emergency Response & Resiliency Building in Gearhart?  
 YES  NO
- 4. Taking into account emergency preparedness, proximity to respond, cost, and other pertinent info presented, **please rank in order 1-3** (1 being the best location) which concept/location you believe would *best serve* the needs of our community:

Location A: Gearhart Park Station, rank: 2

Location B: Pacific Way Station (current location), rank: 1

Location C: High Point Station, rank: 3

- 5. Please provide detailed feedback on why you ranked the locations as you did and provide any other ideas or feedback you wish to help the process moving forward: \_\_\_\_\_  
\_\_\_\_\_  
\_\_\_\_\_

6. In regard to funding, are you supportive of a bond? YES   NO

7. In regard to funding, would you like to see private donations\* to help cover costs?  
 YES  NO *\*If Yes, please provide name and contact information for anyone who may be interested, and the City will reach out.*

**Thank you for your feedback! Your opinion is very important to this process.**  
**Disclaimer:** The results of this feedback form are for informational purposes only and do not constitute a vote of any kind. This feedback information will be provided to the city council and will result in a summary report available to the public. The city council may then choose to vote on putting a new station on a future ballot for a public vote of citizens, seek more information, or do nothing.

WF/KP  
4/22

1. Are you a registered voter of Gearhart?  YES NO
2. Do you own property in Gearhart?  YES NO
3. Are you in support of a new Emergency Response & Resiliency Building in Gearhart?  
 YES NO
4. Taking into account emergency preparedness, proximity to respond, cost, and other pertinent info presented, **please rank in order 1-3** (1 being the best location) which concept/location you believe would *best serve* the needs of our community:

Location A: Gearhart Park Station, rank: 2

Location B: Pacific Way Station (current location), rank: 3

Location C: High Point Station, rank: 1

5. Please provide detailed feedback on why you ranked the locations as you did and provide any other ideas or feedback you wish to help the process moving forward: \_\_\_\_\_

HIGH POINT IS BEST BECAUSE THE OTHER TWO ARE NOT GOOD CHOICES

6. In regard to funding, are you supportive of a bond?  YES NO
7. In regard to funding, would you like to see private donations\* to help cover costs?

YES

NO

*\*If Yes, please provide name and contact information for anyone who may be interested, and the City will reach out.*

**Thank you for your feedback! Your opinion is very important to this process.**

**Disclaimer:** The results of this feedback form are for informational purposes only and do not constitute a vote of any kind. This feedback information will be provided to the city council and will result in a summary report available to the public. The city council may then choose to vote on putting a new station on a future ballot for a public vote of citizens, seek more information, or do nothing.

WF (15)  
4/22



1. Are you a registered voter of Gearhart?  YES  NO

2. Do you own property in Gearhart?  YES  NO

3. Are you in support of a new Emergency Response & Resiliency Building in Gearhart?  
YES  NO

4. Taking into account emergency preparedness, proximity to respond, cost, and other pertinent info presented, **please rank in order 1-3** (1 being the best location) which concept/location you believe would *best serve* the needs of our community:

Location A: Gearhart Park Station, rank: 3

Location B: Pacific Way Station (current location), rank: 2

Location C: High Point Station, rank: 1

5. Please provide detailed feedback on why you ranked the locations as you did and provide any other ideas or feedback you wish to help the process moving forward: \_\_\_\_\_  
\_\_\_\_\_  
\_\_\_\_\_

6. In regard to funding, are you supportive of a bond?  YES  NO

7. In regard to funding, would you like to see private donations\* to help cover costs?  
 YES  NO *\*If Yes, please provide name and contact information for anyone who may be interested, and the City will reach out.*  
?

**Thank you for your feedback! Your opinion is very important to this process.**  
**Disclaimer:** The results of this feedback form are for informational purposes only and do not constitute a vote of any kind. This feedback information will be provided to the city council and will result in a summary report available to the public. The city council may then choose to vote on putting a new station on a future ballot for a public vote of citizens, seek more information, or do nothing.

WF 4/17  
v.c.

1. Are you a registered voter of Gearhart?  YES NO

2. Are you own property in Gearhart?  YES NO

3. Are you in support of a new Emergency Response & Resiliency Station in Gearhart?  
 YES NO

4. Taking into account emergency preparedness, proximity to respond, cost, and other pertinent info presented, **please rank in order 1-3** (1 being the best location) which concept/location you believe would *best serve* the needs of our community:

Concept A: Gearhart Park Station, rank: 3<sup>rd</sup>

Concept B: Pacific Way Station (current location), rank: 2

Concept C: High Point Station, rank: 1

5. Please provide detailed feedback on why you ranked the locations as you did and provide any other ideas or feedback you wish to help the process moving forward: my #1 a)  
location would be on or about hwy 101.

6. Regarding funding, are you supportive of a bond?  YES NO

7. Regarding funding, would you like to see private donations\* to help cover costs?  
 YES NO

\*If Yes, please provide name and contact information for anyone who may be interested, and the City will reach out.

If possible - Dennis Murphy

**Thank you for your feedback! Your opinion is very important to this process.**

**Disclaimer:** The results of this feedback form are for informational purposes only and do not constitute a vote of any kind. This feedback information will be provided to the city council and will result in a summary report available to the public. The city council may then choose to vote on putting a new station on a future ballot for a public vote of citizens, seek more information, or do nothing.

WJ/KP  
1/11

1. Are you a registered voter of Gearhart?  YES  NO

2. Do you own property in Gearhart?  YES  NO

3. Are you in support of a new Emergency Response & Resiliency Building in Gearhart?  
 YES  NO

4. Taking into account emergency preparedness, proximity to respond, cost, and other pertinent info presented, **please rank in order 1-3** (1 being the best location) which concept/location you believe would *best serve* the needs of our community:

Location A: Gearhart Park Station, rank: 2

Location B: Pacific Way Station (current location), rank: 1

Location C: High Point Station, rank: 3

5. Please provide detailed feedback on why you ranked the locations as you did and provide any other ideas or feedback you wish to help the process moving forward: \_\_\_\_\_

As a GVFD member for 56 years,  
the current location seems the most  
feasible to us.

6. In regard to funding, are you supportive of a bond?  YES  NO

7. In regard to funding, would you like to see private donations\* to help cover costs?

YES

NO

\*If Yes, please provide name and contact information for anyone who may be interested, and the City will reach out.

**Thank you for your feedback! Your opinion is very important to this process.**

**Disclaimer:** The results of this feedback form are for informational purposes only and do not constitute a vote of any kind. This feedback information will be provided to the city council and will result in a summary report available to the public. The city council may then choose to vote on putting a new station on a future ballot for a public vote of citizens, seek more information, or do nothing.

WJ  
4/1

1. Are you a registered voter of Gearhart?  YES  NO

2. Do you own property in Gearhart?  YES  NO

3. Are you in support of a new Emergency Response & Resiliency Building in Gearhart?  
 YES  NO

4. Taking into account emergency preparedness, proximity to respond, cost, and other pertinent info presented, **please rank in order 1-3** (1 being the best location) which concept/location you believe would *best serve* the needs of our community:

Location A: Gearhart Park Station, rank: 3

Location B: Pacific Way Station (current location), rank: 2

Location C: High Point Station, rank: 1

5. Please provide detailed feedback on why you ranked the locations as you did and provide any other ideas or feedback you wish to help the process moving forward: \_\_\_\_\_  
\_\_\_\_\_  
\_\_\_\_\_

6. In regard to funding, are you supportive of a bond? YES  NO

7. In regard to funding, would you like to see private donations\* to help cover costs?

YES

NO

\*If Yes, please provide name and contact information for anyone who may be interested, and the City will reach out.

?

**Thank you for your feedback! Your opinion is very important to this process.**

**Disclaimer:** The results of this feedback form are for informational purposes only and do not constitute a vote of any kind. This feedback information will be provided to the city council and will result in a summary report available to the public. The city council may then choose to vote on putting a new station on a future ballot for a public vote of citizens, seek more information, or do nothing.

WF  4/16

1. Are you a registered voter of Gearhart?  YES NO
2. Do you own property in Gearhart?  YES NO
3. Are you in support of a new Emergency Response & Resiliency Building in Gearhart?  
 YES NO
4. Taking into account emergency preparedness, proximity to respond, cost, and other pertinent info presented, **please rank in order 1-3** (1 being the best location) which concept/location you believe would *best serve* the needs of our community:

Location A: Gearhart Park Station, rank: we will never support this location

Location B: Pacific Way Station (current location), rank: 1

Location C: High Point Station, rank: 2

5. Please provide detailed feedback on why you ranked the locations as you did and provide any other ideas or feedback you wish to help the process moving forward: \_\_\_\_\_
- \_\_\_\_\_
- \_\_\_\_\_

6. In regard to funding, are you supportive of a bond?  YES NO
7. In regard to funding, would you like to see private donations\* to help cover costs?

YES

NO

\*If Yes, please provide name and contact information for anyone who may be interested, and the City will reach out.

**Thank you for your feedback! Your opinion is very important to this process.**

**Disclaimer:** The results of this feedback form are for informational purposes only and do not constitute a vote of any kind. This feedback information will be provided to the city council and will result in a summary report available to the public. The city council may then choose to vote on putting a new station on a future ballot for a public vote of citizens, seek more information, or do nothing.

1. Are you a registered voter of Gearhart?  YES NO
2. Do you own property in Gearhart?  YES NO
3. Are you in support of a new Emergency Response & Resiliency Building in Gearhart?  
 YES NO
4. Taking into account emergency preparedness, proximity to respond, cost, and other pertinent info presented, **please rank in order 1-3** (1 being the best location) which concept/location you believe would *best serve* the needs of our community:

Location A: Gearhart Park Station, rank: TWO

Location B: Pacific Way Station (current location), rank: Three

Location C: High Point Station, rank: ONE

5. Please provide detailed feedback on why you ranked the locations as you did and provide any other ideas or feedback you wish to help the process moving forward: \_\_\_\_\_
- \_\_\_\_\_
- \_\_\_\_\_

6. In regard to funding, are you supportive of a bond?  YES NO

7. In regard to funding, would you like to see private donations\* to help cover costs?

YES

NO

*\*If Yes, please provide name and contact information for anyone who may be interested, and the City will reach out.*

?

**Thank you for your feedback! Your opinion is very important to this process.**

**Disclaimer:** The results of this feedback form are for informational purposes only and do not constitute a vote of any kind. This feedback information will be provided to the city council and will result in a summary report available to the public. The city council may then choose to vote on putting a new station on a future ballot for a public vote of citizens, seek more information, or do nothing.

WF KR  
4/23

1. Are you a registered voter of Gearhart?  YES  NO

2. Do you own property in Gearhart?  YES  NO

3. Are you in support of a new Emergency Response & Resiliency Building in Gearhart?  
 YES  NO

4. Taking into account emergency preparedness, proximity to respond, cost, and other pertinent info presented, **please rank in order 1-3** (1 being the best location) which concept/location you believe would *best serve* the needs of our community:

Location A: Gearhart Park Station, rank: 3

Location B: Pacific Way Station (current location), rank: 2

Location C: High Point Station, rank: 1

5. Please provide detailed feedback on why you ranked the locations as you did and provide any other ideas or feedback you wish to help the process moving forward: \_\_\_\_\_

6. In regard to funding, are you supportive of a bond?  YES  NO

7. In regard to funding, would you like to see private donations\* to help cover costs?

YES

NO

*\*If Yes, please provide name and contact information for anyone who may be interested, and the City will reach out.*

?

**Thank you for your feedback! Your opinion is very important to this process.**

**Disclaimer:** The results of this feedback form are for informational purposes only and do not constitute a vote of any kind. This feedback information will be provided to the city council and will result in a summary report available to the public. The city council may then choose to vote on putting a new station on a future ballot for a public vote of citizens, seek more information, or do nothing.

WF 4/17  
r.c.

1. Are you a registered voter of Gearhart?  YES  NO
2. Are you own property in Gearhart?  YES  NO
3. Are you in support of a new Emergency Response & Resiliency Station in Gearhart?  
 YES  NO
4. Taking into account emergency preparedness, proximity to respond, cost, and other pertinent info presented, **please rank in order 1-3** (1 being the best location) which concept/location you believe would *best serve* the needs of our community:

Concept A: Gearhart Park Station, rank: 3<sup>rd</sup>

Concept B: Pacific Way Station (current location), rank: 2

Concept C: High Point Station, rank: 1

5. Please provide detailed feedback on why you ranked the locations as you did and provide any other ideas or feedback you wish to help the process moving forward: my #1 a)  
location would be on or about hwy 101.

6. Regarding funding, are you supportive of a bond?  YES  NO
7. Regarding funding, would you like to see private donations\* to help cover costs?  
 YES  NO

\*If Yes, please provide name and contact information for anyone who may be interested, and the City will reach out.

If possible - Dennis Murphy

**Thank you for your feedback! Your opinion is very important to this process.**

**Disclaimer:** The results of this feedback form are for informational purposes only and do not constitute a vote of any kind. This feedback information will be provided to the city council and will result in a summary report available to the public. The city council may then choose to vote on putting a new station on a future ballot for a public vote of citizens, seek more information, or do nothing.

WFKP  
alt



1. Are you a registered voter of Gearhart?  YES NO
2. Do you own property in Gearhart?  YES NO
3. Are you in support of a new Emergency Response & Resiliency Building in Gearhart?  
 YES NO

4. Taking into account emergency preparedness, proximity to respond, cost, and other pertinent info presented, **please rank in order 1-3** (1 being the best location) which concept/location you believe would *best serve* the needs of our community:

Location A: Gearhart Park Station, rank: 2

Location B: Pacific Way Station (current location), rank: 1

Location C: High Point Station, rank: 3

5. Please provide detailed feedback on why you ranked the locations as you did and provide any other ideas or feedback you wish to help the process moving forward: \_\_\_\_\_

As a GVFD member for 56 years,  
the current location seems the most  
suitable to us.

6. In regard to funding, are you supportive of a bond?  YES NO

7. In regard to funding, would you like to see private donations\* to help cover costs?

YES

NO

*\*If Yes, please provide name and contact information for anyone who may be interested, and the City will reach out.*

**Thank you for your feedback! Your opinion is very important to this process.**

**Disclaimer:** The results of this feedback form are for informational purposes only and do not constitute a vote of any kind. This feedback information will be provided to the city council and will result in a summary report available to the public. The city council may then choose to vote on putting a new station on a future ballot for a public vote of citizens, seek more information, or do nothing.

WJ  
 4/15

1. Are you a registered voter of Gearhart?  YES <sup>(ADRIAN)</sup>  NO
2. Do you own property in Gearhart?  YES  NO
3. Are you in support of a new Emergency Response & Resiliency Building in Gearhart?  
 YES  NO
4. Taking into account emergency preparedness, proximity to respond, cost, and other pertinent info presented, **please rank in order 1-3** (1 being the best location) which concept/location you believe would *best serve* the needs of our community:

Location A: Gearhart Park Station, rank: 3

Location B: Pacific Way Station (current location), rank: 2

Location C: High Point Station, rank: 1

5. Please provide detailed feedback on why you ranked the locations as you did and provide any other ideas or feedback you wish to help the process moving forward: \_\_\_\_\_  
\_\_\_\_\_  
\_\_\_\_\_

6. In regard to funding, are you supportive of a bond?  YES  NO
7. In regard to funding, would you like to see private donations\* to help cover costs?

YES

NO

*\*If Yes, please provide name and contact information for anyone who may be interested, and the City will reach out.*

?

**Thank you for your feedback! Your opinion is very important to this process.**

**Disclaimer:** The results of this feedback form are for informational purposes only and do not constitute a vote of any kind. This feedback information will be provided to the city council and will result in a summary report available to the public. The city council may then choose to vote on putting a new station on a future ballot for a public vote of citizens, seek more information, or do nothing.

WF  
KF  
4/16

1. Are you a registered voter of Gearhart?  YES  NO
2. Are you own property in Gearhart?  YES  NO
3. Are you in support of a new Emergency Response & Resiliency Station in Gearhart?  
 YES  NO
4. Taking into account emergency preparedness, proximity to respond, cost, and other pertinent info presented, **please rank in order 1-3** (1 being the best location) which concept/location you believe would *best serve* the needs of our community:

Concept A: Gearhart Park Station, rank: 2

Concept B: Pacific Way Station (current location), rank: 3

Concept C: High Point Station, rank: 1

5. Please provide detailed feedback on why you ranked the locations as you did and provide any other ideas or feedback you wish to help the process moving forward: \_\_\_\_\_

High point seems like the no brainer. Other two  
locations are either under water or real close.  
More elevation makes the most sense.

6. Regarding funding, are you supportive of a bond?  YES  NO


7. Regarding funding, would you like to see private donations\* to help cover costs?

YES  NO

*\*If Yes, please provide name and contact information for anyone who may be interested, and the City will reach out.*

**Thank you for your feedback! Your opinion is very important to this process.**

**Disclaimer:** The results of this feedback form are for informational purposes only and do not constitute a vote of any kind. This feedback information will be provided to the city council and will result in a summary report available to the public. The city council may then choose to vote on putting a new station on a future ballot for a public vote of citizens, seek more information, or do nothing.



1. Are you a registered voter of Gearhart?  YES NO

2. Are you own property in Gearhart?  YES NO

3. Are you in support of a new Emergency Response & Resiliency Station in Gearhart?  
 YES NO

4. Taking into account emergency preparedness, proximity to respond, cost, and other pertinent info presented, **please rank in order 1-3** (1 being the best location) which concept/location you believe would *best serve* the needs of our community:

Concept A: Gearhart Park Station, rank: 2

Concept B: Pacific Way Station (current location), rank: 3

Concept C: High Point Station, rank: 1

5. Please provide detailed feedback on why you ranked the locations as you did and provide any other ideas or feedback you wish to help the process moving forward: \_\_\_\_\_

B: very bad place in tsunami - they would be underwater. plus their existing Bldg is very poor.

6. Regarding funding, are you supportive of a bond?  YES NO


7. Regarding funding, would you like to see private donations\* to help cover costs?

YES NO

*\*If Yes, please provide name and contact information for anyone who may be interested, and the City will reach out.*

**Thank you for your feedback! Your opinion is very important to this process.**

**Disclaimer:** The results of this feedback form are for informational purposes only and do not constitute a part of any kind. This feedback information will be provided to the city council and will result in a summary report available to the public. The city council may then choose to vote on putting a new station on a future ballot for a public vote of citizens. For more information, or do nothing.



1. Are you a registered voter of Gearhart? YES NO
2. Are you own property in Gearhart? YES NO
3. Are you in support of a new Emergency Response & Resiliency Station in Gearhart?  
YES NO
4. Taking into account emergency preparedness, proximity to respond, cost, and other pertinent info presented, **please rank in order 1-3** (1 being the best location) which concept/location you believe would *best serve* the needs of our community:

Concept A: Gearhart Park Station, rank: 3

Concept B: Pacific Way Station (current location), rank: 2

Concept C: High Point Station, rank: 1

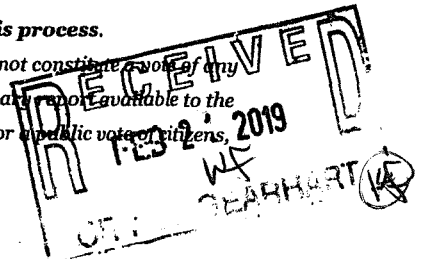
5. Please provide detailed feedback on why you ranked the locations as you did and provide any other ideas or feedback you wish to help the process moving forward: \_\_\_\_\_
- \_\_\_\_\_
- \_\_\_\_\_

6. Regarding funding, are you supportive of a bond? YES NO
7. Regarding funding, would you like to see private donations\* to help cover costs?  
YES NO

*\*If Yes, please provide name and contact information for anyone who may be interested, and the City will reach out.*

**Thank you for your feedback! Your opinion is very important to this process.**

**Disclaimer:** The results of this feedback form are for informational purposes only and do not constitute a vote of any kind. This feedback information will be provided to the city council and will result in a summary report available to the public. The city council may then choose to vote on putting a new station on a future ballot for a public vote of citizens, seek more information, or do nothing.



1. Are you a registered voter of Gearhart?  YES  NO
2. Are you own property in Gearhart?  YES  NO
3. Are you in support of a new Emergency Response & Resiliency Station in Gearhart?  
 YES  NO
4. Taking into account emergency preparedness, proximity to respond, cost, and other pertinent info presented, **please rank in order 1-3** (1 being the best location) which concept/location you believe would *best serve* the needs of our community:

Concept A: Gearhart Park Station, rank: 1

Concept B: Pacific Way Station (current location), rank: \_\_\_\_\_

Concept C: High Point Station, rank: \_\_\_\_\_

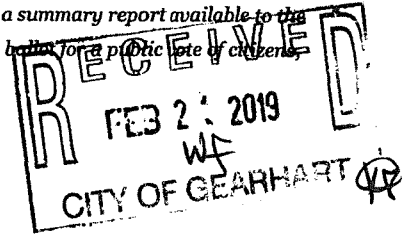
5. Please provide detailed feedback on why you ranked the locations as you did and provide any other ideas or feedback you wish to help the process moving forward: *Park station is the closest & safe place that would be accessible to most residents. The fire station is less. The part of the park that would be used is not often used at all. The Gearhart school grounds should be used as a park after the school closes.*

6. Regarding funding, are you supportive of a bond?  YES  NO
7. Regarding funding, would you like to see private donations\* to help cover costs?  
 YES  NO

\*If Yes, please provide name and contact information for anyone who may be interested, and the City will reach out.

**Thank you for your feedback! Your opinion is very important to this process.**

**Disclaimer:** The results of this feedback form are for informational purposes only and do not constitute a vote of any kind. This feedback information will be provided to the city council and will result in a summary report available to the public. The city council may then choose to vote on putting a new station on a future ballot for a public vote by citizens, seek more information, or do nothing.



- 1. Are you a registered voter of Gearhart? YES NO
- 2. Are you own property in Gearhart? YES NO
- 3. Are you in support of a new Emergency Response & Resiliency Station in Gearhart?  
YES NO **WYAYBE**
- 4. Taking into account emergency preparedness, proximity to respond, cost, and other pertinent info presented, **please rank in order 1-3** (1 being the best location) which concept/location you believe would *best serve* the needs of our community:

Concept A: Gearhart Park Station, rank: 3-

Concept B: Pacific Way Station (current location), rank: 3-

Concept C: High Point Station, rank: 3-

- 5. Please provide detailed feedback on why you ranked the locations as you did and provide any other ideas or feedback you wish to help the process moving forward:

*CONCEPT D'S OTHER*

Completed slated streets of South Marion and 12th Ave. - Breakaway property is in the XXL ZONE - MAKES DRIVE THROUGH FIRE STATION POSSIBLE!

- 6. Regarding funding, are you supportive of a bond? YES NO **MAYBE**
- 7. Regarding funding, would you like to see private donations\* to help cover costs?  
YES NO

**NOT APPROVED**

**Thank you for your feedback! Your opinion is very important to this process.**

**Disclaimer:** The results of this feedback form are for informational purposes only and do not constitute a vote of any kind. This feedback information will be provided to the city council and will result in a summary report available to the public. The city council may then choose to vote on putting a new station on a future ballot for a public vote of citizens, seek more information, or do nothing.

*MF 4/28*

BEST PHONE# \_\_\_\_\_

1. Are you a registered voter of Gearhart?  YES  NO
2. Are you own property in Gearhart?  YES  NO
3. Are you in support of a new Emergency Response & Resiliency Station in Gearhart?  
 YES  NO

4. Taking into account emergency preparedness, proximity to respond, cost, and other pertinent info presented, **please rank in order 1-3** (1 being the best location) which concept/location you believe would *best serve* the needs of our community:

Concept A: Gearhart Park Station, rank: 1

Concept B: Pacific Way Station (current location), rank: 3

Concept C: High Point Station, rank: 2

5. Please provide detailed feedback on why you ranked the locations as you did and provide any other ideas or feedback you wish to help the process moving forward: \_\_\_\_\_

\_\_\_\_\_

\_\_\_\_\_

\_\_\_\_\_

6. Regarding funding, are you supportive of a bond?  YES  NO

7. Regarding funding, would you like to see private donations\* to help cover costs?

YES  NO

*\*If Yes, please provide name and contact information for anyone who may be interested, and the City will reach out.*

\_\_\_\_\_

**Thank you for your feedback! Your opinion is very important to this process.**

**Disclaimer:** The results of this feedback form are for informational purposes only and do not constitute a vote of any kind. This feedback information will be provided to the city council and will result in a summary report available to the public. The city council may then choose to vote on putting a new station on a future ballot for a public vote of citizens, seek more information, or do nothing.

WJF (KO)  
2/16



1. Are you a registered voter of Gearhart?  YES  NO
2. Are you own property in Gearhart?  YES  NO
3. Are you in support of a new Emergency Response & Resiliency Station in Gearhart?  
 YES  NO

4. Taking into account emergency preparedness, proximity to respond, cost, and other pertinent info presented, **please rank in order 1-3** (1 being the best location) which concept/location you believe would *best serve* the needs of our community:

Concept A: Gearhart Park Station, rank: #1

Concept B: Pacific Way Station (current location), rank: #3 (#8)

Concept C: High Point Station, rank: #2

5. Please provide detailed feedback on why you ranked the locations as you did and provide any other ideas or feedback you wish to help the process moving forward: #1  
HIGHER ELEV., ALREADY DOWN BY CITY, IN CITY #2 HIGHER  
ELEV. #3 (C) TO LOW IN ELEV., WOULD HAVE TO TEAR  
DOWN, TO REBUILD W/ TEMP BUILDING BUILDING

6. Regarding funding, are you supportive of a bond?  YES  NO
7. Regarding funding, would you like to see private donations\* to help cover costs?  
 YES  NO
- \*If Yes, please provide name and contact information for anyone who may be interested, and the City will reach out.

**Thank you for your feedback! Your opinion is very important to this process.**

**Disclaimer:** The results of this feedback form are for informational purposes only and do not constitute a vote of any kind. This feedback information will be provided to the city council and will result in a summary report available to the public. The city council may then choose to vote on putting a new station on a future ballot for a public vote of citizens, seek more information, or do nothing.

MF (KF)  
2/26

- 1. Are you a registered voter of Gearhart?  YES  NO
- 2. Are you own property in Gearhart?  YES  NO
- 3. Are you in support of a new Emergency Response & Resiliency Station in Gearhart?  
 YES  NO
- 4. Taking into account emergency preparedness, proximity to respond, cost, and other pertinent info presented, **please rank in order 1-3** (1 being the best location) which concept/location you believe would *best serve* the needs of our community:

Concept A: Gearhart Park Station, rank: 3

Concept B: Pacific Way Station (current location), rank: 2

Concept C: High Point Station, rank: 1

- 5. Please provide detailed feedback on why you ranked the locations as you did and provide any other ideas or feedback you wish to help the process moving forward: Concept A and B will not be practical as explained to me they would be under water in the case of a major tsunami

- 6. Regarding funding, are you supportive of a bond?  YES  NO

- 7. Regarding funding, would you like to see private donations\* to help cover costs?  
 YES  NO

\*If Yes, please provide name and contact information for anyone who may be interested, and the City will reach out.

**Thank you for your feedback! Your opinion is very important to this process.**

**Disclaimer:** The results of this feedback form are for informational purposes only and do not constitute a vote of any kind. This feedback information will be provided to the city council and will result in a summary report available to the public. The city council may then choose to vote on putting a new station on a future ballot for a public vote of citizens, seek more information, or do nothing.

WF (K) 2/26

1. Are you a registered voter of Gearhart?  YES NO

2. <sup>DO</sup> Are you own property in Gearhart?  YES NO

3. Are you in support of a new Emergency Response & Resiliency Station in Gearhart?  
YES  NO

4. Taking into account emergency preparedness, proximity to respond, cost, and other pertinent info presented, **please rank in order 1-3** (1 being the best location) which concept/location you believe would *best serve* the needs of our community:

Concept A: Gearhart Park Station, rank: X 3

Concept B: Pacific Way Station (current location), rank: X 1

Concept C: High Point Station, rank: X 2

PER email 2/25

5. Please provide detailed feedback on why you ranked the locations as you did and provide any other ideas or feedback you wish to help the process moving forward:

*We should investigate combining Seaside / Oceanfront stations before finding the right station in the right place. Definitely NOT in Seaside Park or Dunes Meadows*

6. Regarding funding, are you supportive of a bond? YES  NO

7. Regarding funding, would you like to see private donations\* to help cover costs?

YES

NO

\*If Yes, please provide name and address of donor

on for anyone who

X

**Thank you for your feedback!**

**Disclaimer:** The results of this feedback form are preliminary and do not constitute a vote of any kind. This feedback information will be provided to the public. The city council may then choose to vote on or seek more

**is process.**

not constitute a vote of any kind. This feedback information will be provided to the public. The city council may then choose to vote on or seek more

WF  2/26

1. Are you a registered voter of Gearhart?  YES  NO
2. Are you own property in Gearhart?  YES  NO
3. Are you in support of a new Emergency Response & Resiliency Station in Gearhart?  
 YES  NO
4. Taking into account emergency preparedness, proximity to respond, cost, and other pertinent info presented, **please rank in order 1-3** (1 being the best location) which concept/location you believe would *best serve* the needs of our community:

Concept A: Gearhart Park Station, rank: 0

Concept B: Pacific Way Station (current location), rank: 1

Concept C: High Point Station, rank: 0

5. Please provide detailed feedback on why you ranked the locations as you did and provide any other ideas or feedback you wish to help the process moving forward: perfect

where it is - other sites would spoil  
what GEARHART is - a small beach community  
NOT a BEACH TOWN DOMINATED BY AN IN YOUR  
FACE FIRE DEPT.

6. Regarding funding, are you supportive of a bond?  YES  NO
7. Regarding funding, would you like to see private donations\* to help cover costs?  
 YES  NO

\*If Yes, please provide name and contact information for anyone who may be interested, and the City will reach out.

you find them -

**Thank you for your feedback! Your opinion is very important to this process.**

**Disclaimer:** The results of this feedback form are for informational purposes only and do not constitute a vote of any kind. This feedback information will be provided to the city council and will result in a summary report available to the public. The city council may then choose to vote on putting a new station on a future ballot for a public vote of citizens, seek more information, or do nothing.

WFK  
2/26

EMAIL: 10/11

1. Are you a registered voter of Gearhart?  YES  NO
2. Are you own property in Gearhart?  YES  NO
3. Are you in support of a new Emergency Response & Resiliency Station in Gearhart?  
 YES  NO

4. Taking into account emergency preparedness, proximity to respond, cost, and other pertinent info presented, **please rank in order 1-3** (1 being the best location) which concept/location you believe would *best serve* the needs of our community:

Concept A: Gearhart Park Station, rank: #3

Concept B: Pacific Way Station (current location), rank: #2

Concept C: High Point Station, rank: #1

5. Please provide detailed feedback on why you ranked the locations as you did and provide any other ideas or feedback you wish to help the process moving forward: \_\_\_\_\_
- \_\_\_\_\_
- \_\_\_\_\_

6. Regarding funding, are you supportive of a bond?  YES  NO

7. Regarding funding, would you like to see private donations\* to help cover costs?

YES

NO

*\*If Yes, please provide name and contact information for anyone who may be interested, and the City will reach out.*

**Thank you for your feedback! Your opinion is very important to this process.**

**Disclaimer:** The results of this feedback form are for informational purposes only and do not constitute a vote of any kind. This feedback information will be provided to the city council and will result in a summary report available to the public. The city council may then choose to vote on putting a new station on a future ballot for a public vote of citizens, seek more information, or do nothing.

MFK  
2/26

1. Are you a registered voter of Gearhart?  YES NO
2. Are you own property in Gearhart?  YES NO
3. Are you in support of a new Emergency Response & Resiliency Station in Gearhart?  
 YES NO
4. Taking into account emergency preparedness, proximity to respond, cost, and other pertinent info presented, **please rank in order 1-3** (1 being the best location) which concept/location you believe would *best serve* the needs of our community:
 

Concept A: Gearhart Park Station, rank: 1

Concept B: Pacific Way Station (current location), rank: 2

Concept C: High Point Station, rank: 3
5. Please provide detailed feedback on why you ranked the locations as you did and provide any other ideas or feedback you wish to help the process moving forward: \_\_\_\_\_  
 \_\_\_\_\_  
 \_\_\_\_\_  
 \_\_\_\_\_

6. Regarding funding, are you supportive of a bond?  YES NO
7. Regarding funding, would you like to see private donations\* to help cover costs?  
 YES  NO  
\*If Yes, please provide name and contact information for anyone who may be interested, and the City will reach out.  
 \_\_\_\_\_

**Thank you for your feedback! Your opinion is very important to this process.**

**Disclaimer:** The results of this feedback form are for informational purposes only and do not constitute a vote of any kind. This feedback information will be provided to the city council and will result in a summary report available to the public. The city council may then choose to vote on putting a new station on a future ballot for a public vote of citizens, seek more information, or do nothing.

WF (KO)  
2/2

1. Are you a registered voter of Gearhart?  YES NO

2. Are you own property in Gearhart?  YES NO

3. Are you in support of a new Emergency Response & Resiliency Station in Gearhart?  
 YES NO

4. Taking into account emergency preparedness, proximity to respond, cost, and other pertinent info presented, **please rank in order 1-3** (1 being the best location) which concept/location you believe would *best serve* the needs of our community:

Concept A: Gearhart Park Station, rank: ~~4~~ 1

Concept B: Pacific Way Station (current location), rank: ~~4~~ 2

Concept C: High Point Station, rank: ~~4~~ 3

5. Please provide detailed feedback on why you ranked the locations as you did and provide any other ideas or feedback you wish to help the process moving forward: \_\_\_\_\_

"A is directly in mandatio zone - impossible."  
"B is less costly and time consuming than C."

6. Regarding funding, are you supportive of a bond?  YES NO

7. Regarding funding, would you like to see private donations\* to help cover costs?  
 YES NO

\*If Yes, please provide name and contact information for anyone who may be interested, and the City will reach out.

if there are any citizens ready to contribute

I'm unaware. If I should win the

**Thank you for your feedback! Your opinion is very important to this process.**

**Disclaimer:** The results of this feedback form are for informational purposes only and do not constitute a vote of any kind. This feedback information will be provided to the city council and will result in a summary report available to the public. The city council may then choose to vote on putting a new station on a future ballot for a public vote of citizens, seek more information, or do nothing.

lottery I will keep the city in my plans! Thank

WF  YES  
2/11

1. Are you a registered voter of Gearhart?  YES NO
2. Are you own property in Gearhart?  YES NO
3. Are you in support of a new Emergency Response & Resiliency Station in Gearhart?  
 YES NO

4. Taking into account emergency preparedness, proximity to respond, cost, and other pertinent info presented, **please rank in order 1-3** (1 being the best location) which concept/location you believe would *best serve* the needs of our community:

Concept A: Gearhart Park Station, rank: 3

Concept B: Pacific Way Station (current location), rank: 2

Concept C: High Point Station, rank: 1

5. Please provide detailed feedback on why you ranked the locations as you did and provide any other ideas or feedback you wish to help the process moving forward: \_\_\_\_\_

\_\_\_\_\_

\_\_\_\_\_

6. Regarding funding, are you supportive of a bond?  YES NO

7. Regarding funding, would you like to see private donations\* to help cover costs?

YES NO

*\*If Yes, please provide name and contact information for anyone who may be interested, and the City will reach out.*

\_\_\_\_\_

**Thank you for your feedback! Your opinion is very important to this process.**

**Disclaimer:** The results of this feedback form are for informational purposes only and do not constitute a vote of any kind. This feedback information will be provided to the city council and will result in a summary report available to the public. The city council may then choose to vote on putting a new station on a future ballot for a public vote of citizens, seek more information, or do nothing.

WF (W) 2/21



1. Are you a registered voter of Gearhart?  YES NO
2. Are you own property in Gearhart?  YES NO
3. Are you in support of a new Emergency Response & Resiliency Station in Gearhart?  
 YES NO

4. Taking into account emergency preparedness, proximity to respond, cost, and other pertinent info presented, **please rank in order 1-3** (1 being the best location) which concept/location you believe would *best serve* the needs of our community:

Concept A: Gearhart Park Station, rank: X

Concept B: Pacific Way Station (current location), rank: X

Concept C: High Point Station, rank: 1

5. Please provide detailed feedback on why you ranked the locations as you did and provide any other ideas or feedback you wish to help the process moving forward: At this time, I only like one option of the 3

6. Regarding funding, are you supportive of a bond?  YES NO

7. Regarding funding, would you like to see private donations\* to help cover costs?

YES NO

*\*If Yes, please provide name and contact information for anyone who may be interested, and the City will reach out.*

**Thank you for your feedback! Your opinion is very important to this process.**

**Disclaimer:** The results of this feedback form are for informational purposes only and do not constitute a vote of any kind. This feedback information will be provided to the city council and will result in a summary report available to the public. The city council may then choose to vote on putting a new station on a future ballot for a public vote of citizens, seek more information, or do nothing.

W5  
NO  
2/26

1. Are you a registered voter of Gearhart?  YES  NO
2. Are you own property in Gearhart?  YES  NO
3. Are you in support of a new Emergency Response & Resiliency Station in Gearhart?  
 YES  NO
4. Taking into account emergency preparedness, proximity to respond, cost, and other pertinent info presented, **please rank in order 1-3** (1 being the best location) which concept/location you believe would *best serve* the needs of our community:

Concept A: Gearhart Park Station, rank: 1

Concept B: Pacific Way Station (current location), rank: 3

Concept C: High Point Station, rank: 2

5. Please provide detailed feedback on why you ranked the locations as you did and provide any other ideas or feedback you wish to help the process moving forward: \_\_\_\_\_

---



---



---

6. Regarding funding, are you supportive of a bond?  YES  NO
7. Regarding funding, would you like to see private donations\* to help cover costs?  
 YES  NO

*\*If Yes, please provide name and contact information for anyone who may be interested, and the City will reach out.*

---

**Thank you for your feedback! Your opinion is very important to this process.**

**Disclaimer:** The results of this feedback form are for informational purposes only and do not constitute a vote of any kind. This feedback information will be provided to the city council and will result in a summary report available to the public. The city council may then choose to vote on putting a new station on a future ballot for a public vote of citizens, seek more information, or do nothing.

WFK  
3/1

1. Are you a registered voter of Gearhart?  YES  NO
2. Are you own property in Gearhart?  YES  NO
3. Are you in support of a new Emergency Response & Resiliency Station in Gearhart?  
 YES  NO

4. Taking into account emergency preparedness, proximity to respond, cost, and other pertinent info presented, **please rank in order 1-3** (1 being the best location) which concept/location you believe would *best serve* the needs of our community:

Concept A: Gearhart Park Station, rank: 1

Concept B: Pacific Way Station (current location), rank: 3

Concept C: High Point Station, rank: 2

5. Please provide detailed feedback on why you ranked the locations as you did and provide any other ideas or feedback you wish to help the process moving forward: \_\_\_\_\_

6. Regarding funding, are you supportive of a bond?  YES  NO

7. Regarding funding, would you like to see private donations\* to help cover costs?

YES  NO

*\*If Yes, please provide name and contact information for anyone who may be interested, and the City will reach out.*

**Thank you for your feedback! Your opinion is very important to this process.**

**Disclaimer:** The results of this feedback form are for informational purposes only and do not constitute a vote of any kind. This feedback information will be provided to the city council and will result in a summary report available to the public. The city council may then choose to vote on putting a new station on a future ballot for a public vote of citizens, seek more information, or do nothing.

WF  YES  
3/1

1. Are you a registered voter of Gearhart?  YES  NO
2. Do you own property in Gearhart?  YES  NO
3. Are you in support of a new Emergency Response & Resiliency Building in Gearhart?  
 YES  NO

4. Taking into account emergency preparedness, proximity to respond, cost, and other pertinent info presented, **please rank in order 1-3** (1 being the best location) which concept/location you believe would *best serve* the needs of our community:

Location A: Gearhart Park Station, rank: \_\_\_\_\_

Location B: Pacific Way Station (current location), rank: \_\_\_\_\_

Location C: High Point Station, rank:  \_\_\_\_\_

5. Please provide detailed feedback on why you ranked the locations as you did and provide any other ideas or feedback you wish to help the process moving forward: \_\_\_\_\_

Highest location available with consideration  
to eventual Tsunami -

6. In regard to funding, are you supportive of a bond?  YES  NO

7. In regard to funding, would you like to see private donations\* to help cover costs?

YES

NO

*\*If Yes, please provide name and contact information for anyone who may be interested, and the City will reach out.*

**Thank you for your feedback! Your opinion is very important to this process.**

**Disclaimer:** The results of this feedback form are for informational purposes only and do not constitute a vote of any kind. This feedback information will be provided to the city council and will result in a summary report available to the public. The city council may then choose to vote on putting a new station on a future ballot for a public vote of citizens, seek more information, or do nothing.

WJ  
 JKH  
 2/1

DATE: \_\_\_\_\_

- 1. Are you a registered voter of Gearhart?  YES  NO
- 2. Do you own property in Gearhart?  YES  NO
- 3. Are you in support of a new Emergency Response & Resiliency Building in Gearhart?  
 YES  NO

4. Taking into account emergency preparedness, proximity to respond, cost, and other pertinent info presented, **please rank in order 1-3** (1 being the best location) which concept/location you believe would *best serve* the needs of our community:

Location A: Gearhart Park Station, rank: 1

Location B: Pacific Way Station (current location), rank: 3

Location C: High Point Station, rank: 2

5. Please provide detailed feedback on why you ranked the locations as you did and provide any other ideas or feedback you wish to help the process moving forward: I think it is outrageous to spend one million plus on a piece of property. The Park is located in an excellent location.

- 6. In regard to funding, are you supportive of a bond?  YES  NO
- 7. In regard to funding, would you like to see private donations\* to help cover costs?

YES  NO *\*If Yes, please provide name and contact information for anyone who may be interested, and the City will reach out.*

**Thank you for your feedback! Your opinion is very important to this process.**

**Disclaimer:** The results of this feedback form are for informational purposes only and do not constitute a vote of any kind. This feedback information will be provided to the city council and will result in a summary report available to the public. The city council may then choose to vote on putting a new station on a future ballot for a public vote of citizens, seek more information, or do nothing.

wf (KO) 3/1

- 1. Are you a registered voter of Gearhart?  YES NO
- 2. Do you own property in Gearhart?  YES NO
- 3. Are you in support of a new Emergency Response & Resiliency Building in Gearhart?  
 YES NO
- 4. Taking into account emergency preparedness, proximity to respond, cost, and other pertinent info presented, **please rank in order 1-3** (1 being the best location) which concept/location you believe would *best serve* the needs of our community:

Location A: Gearhart Park Station, rank: 2

Location B: Pacific Way Station (current location), rank: 3

Location C: High Point Station, rank: 1

5. Please provide detailed feedback on why you ranked the locations as you did and provide any other ideas or feedback you wish to help the process moving forward: \_\_\_\_\_  
 \_\_\_\_\_  
 \_\_\_\_\_

- 6. In regard to funding, are you supportive of a bond?  YES NO
- 7. In regard to funding, would you like to see private donations\* to help cover costs?  
 YES NO *\*If Yes, please provide name and contact information for anyone who may be interested, and the City will reach out.*

**Thank you for your feedback! Your opinion is very important to this process.**  
**Disclaimer:** The results of this feedback form are for informational purposes only and do not constitute a vote of any kind. This feedback information will be provided to the city council and will result in a summary report available to the public. The city council may then choose to vote on putting a new station on a future ballot for a public vote of citizens, seek more information, or do nothing.

WF (K) 2/1

1. Are you a registered voter of Gearhart?  YES  NO
2. Are you own property in Gearhart?  YES  NO
3. Are you in support of a new Emergency Response & Resiliency Station in Gearhart?  
YES  NO
4. Taking into account emergency preparedness, proximity to respond, cost, and other pertinent info presented, **please rank in order 1-3** (1 being the best location) which concept/location you believe would *best serve* the needs of our community:

Concept A: Gearhart Park Station, rank: 3

Concept B: Pacific Way Station (current location), rank: 1

Concept C: High Point Station, rank: 2

5. Please provide detailed feedback on why you ranked the locations as you did and provide any other ideas or feedback you wish to help the process moving forward: If new station is needed, locate at current location. If concerned about flooding/water damage, buy Flood Insurance. Rankings on concepts 2 and 3 above should not even be considered.
6. Regarding funding, are you supportive of a bond? YES  NO
7. Regarding funding, would you like to see private donations\* to help cover costs?  
YES  NO

\*If Yes, please provide name and contact information for anyone who may be interested, and the City will reach out.

**Thank you for your feedback! Your opinion is very important to this process.**

**Disclaimer:** The results of this feedback form are for informational purposes only and do not constitute a vote of any kind. This feedback information will be provided to the city council and will result in a summary report available to the public. The city council may then choose to vote on putting a new station on a future ballot for a public vote of citizens, seek more information, or do nothing.

WFK 3/1

1. Are you a registered voter of Gearhart?  YES NO
2. Do you own property in Gearhart?  YES NO
3. Are you in support of a new Emergency Response & Resiliency Building in Gearhart?  
 YES NO

4. Taking into account emergency preparedness, proximity to respond, cost, and other pertinent info presented, **please rank in order 1-3** (1 being the best location) which concept/location you believe would *best serve* the needs of our community:

Location A: Gearhart Park Station, rank: WE WILL NEVER SUPPORT THIS LOCATION

Location B: Pacific Way Station (current location), rank: 1

Location C: High Point Station, rank: 2

5. Please provide detailed feedback on why you ranked the locations as you did and provide any other ideas or feedback you wish to help the process moving forward: \_\_\_\_\_

---



---



---

6. In regard to funding, are you supportive of a bond?  YES NO

7. In regard to funding, would you like to see private donations\* to help cover costs?

YES NO *\*If Yes, please provide name and contact information for anyone who may be interested, and the City will reach out.*

**Thank you for your feedback! Your opinion is very important to this process.**

*Disclaimer: The results of this feedback form are for informational purposes only and do not constitute a vote of any kind. This feedback information will be provided to the city council and will result in a summary report available to the public. The city council may then choose to vote on putting a new station on a future ballot for a public vote of citizens, seek more information, or do nothing.*



1. Are you a registered voter of Gearhart?  YES NO
2. Do you own property in Gearhart?  YES NO
3. Are you in support of a new Emergency Response & Resiliency Building in Gearhart?  
 YES NO
4. Taking into account emergency preparedness, proximity to respond, cost, and other pertinent info presented, **please rank in order 1-3** (1 being the best location) which concept/location you believe would *best serve* the needs of our community:

Location A: Gearhart Park Station, rank: TWO

Location B: Pacific Way Station (current location), rank: Three

Location C: High Point Station, rank: ONE

5. Please provide detailed feedback on why you ranked the locations as you did and provide any other ideas or feedback you wish to help the process moving forward: \_\_\_\_\_

---



---



---

6. In regard to funding, are you supportive of a bond?  YES NO

7. In regard to funding, would you like to see private donations\* to help cover costs?

YES

NO

*\*If Yes, please provide name and contact information for anyone who may be interested, and the City will reach out.*

?

**Thank you for your feedback! Your opinion is very important to this process.**

**Disclaimer:** The results of this feedback form are for informational purposes only and do not constitute a vote of any kind. This feedback information will be provided to the city council and will result in a summary report available to the public. The city council may then choose to vote on putting a new station on a future ballot for a public vote of citizens, seek more information, or do nothing.

WF (K)  
4/23

1. Are you a registered voter of Gearhart?  YES  NO
2. Do you own property in Gearhart?  YES  NO
3. Are you in support of a new Emergency Response & Resiliency Building in Gearhart?  
 YES  NO
4. Taking into account emergency preparedness, proximity to respond, cost, and other pertinent info presented, **please rank in order 1-3** (1 being the best location) which concept/location you believe would *best serve* the needs of our community:

Location A: Gearhart Park Station, rank: 2

Location B: Pacific Way Station (current location), rank: 3

Location C: High Point Station, rank: 2

5. Please provide detailed feedback on why you ranked the locations as you did and provide any other ideas or feedback you wish to help the process moving forward: Does not interfere w/ private property or require condemnation - could add value to the park as a mtg space - wouldn't remove all of the green space. Higher ground.

6. In regard to funding, are you supportive of a bond?  YES  NO
7. In regard to funding, would you like to see private donations\* to help cover costs?  
 YES  NO *\*If Yes, please provide name and contact information for anyone who may be interested, and the City will reach out.*

Pacificorp Foundation Grants - may be an opportunity to help on

**Thank you for your feedback! Your opinion is very important to this process.**

**Disclaimer:** The results of this feedback form are for informational purposes only and do not constitute a vote of any kind. This feedback information will be provided to the city council and will result in a summary report available to the public. The city council may then choose to vote on putting a new station on a future ballot for a public vote of citizens, seek more information, or do nothing.

Is there also opportunity to apply for state ~~or~~ federal emergency preparedness grants?

price  
Deadline June 15th  
Also there are small capital grants,

5/15/15

If the station does not move what happens in this space?

1. Are you a registered voter of Gearhart?  YES  NO
2. Do you own property in Gearhart?  YES  NO
3. Are you in support of a new Emergency Response & Resiliency Building in Gearhart?  
 YES  NO
4. Taking into account emergency preparedness, proximity to respond, cost, and other pertinent info presented, **please rank in order 1-3** (1 being the best location) which concept/location you believe would *best serve* the needs of our community:

Location A: Gearhart Park Station, rank: 1

Location B: Pacific Way Station (current location), rank: 3

Location C: High Point Station, rank: 2

5. Please provide detailed feedback on why you ranked the locations as you did and provide any other ideas or feedback you wish to help the process moving forward: \_\_\_\_\_

Locations A & C would be the most useful in the event of a Tsunami. A would seemingly improve upon the park and possibly make it more of a usable destination.

6. In regard to funding, are you supportive of a bond?  YES  NO
7. In regard to funding, would you like to see private donations\* to help cover costs?

YES

NO

\*If Yes, please provide name and contact information for anyone who may be interested, and the City will reach out.

**Thank you for your feedback! Your opinion is very important to this process.**

**Disclaimer:** The results of this feedback form are for informational purposes only and do not constitute a vote of any kind. This feedback information will be provided to the city council and will result in a summary report available to the public. The city council may then choose to vote on putting a new station on a future ballot for a public vote of citizens, seek more information, or do nothing.

*Handwritten signature and arrow pointing down.*

1. Are you a registered voter of Gearhart?  YES  NO

2. Do you own property in Gearhart?  YES  NO

3. Are you in support of a new Emergency Response & Resiliency Building in Gearhart?  
 YES  NO

4. Taking into account emergency preparedness, proximity to respond, cost, and other pertinent info presented, **please rank in order 1-3** (1 being the best location) which concept/location you believe would *best serve* the needs of our community:

Location A: Gearhart Park Station, rank: 2

Location B: Pacific Way Station (current location), rank: 3

Location C: High Point Station, rank: 1

5. Please provide detailed feedback on why you ranked the locations as you did and provide any other ideas or feedback you wish to help the process moving forward: \_\_\_\_\_

1 - makes the most sense

2 - Next best -

3 - Really

6. In regard to funding, are you supportive of a bond?  YES  NO

7. In regard to funding, would you like to see private donations\* to help cover costs?

YES

NO

*\*If Yes, please provide name and contact information for anyone who may be interested, and the City will reach out.*

**Thank you for your feedback! Your opinion is very important to this process.**

**Disclaimer:** The results of this feedback form are for informational purposes only and do not constitute a vote of any kind. This feedback information will be provided to the city council and will result in a summary report available to the public. The city council may then choose to vote on putting a new station on a future ballot for a public vote of citizens, seek more information, or do nothing.

WF 1/17

- 1. Are you a registered voter of Gearhart?  YES NO
- 2. Do you own property in Gearhart?  YES NO
- 3. Are you in support of a new Emergency Response & Resiliency Building in Gearhart?  
 YES NO

4. Taking into account emergency preparedness, proximity to respond, cost, and other pertinent info presented, **please rank in order 1-3** (1 being the best location) which concept/location you believe would *best serve* the needs of our community:

Location A: Gearhart Park Station, rank: 2

Location B: Pacific Way Station (current location), rank: 3

Location C: High Point Station, rank: 1

5. Please provide detailed feedback on why you ranked the locations as you did and provide any other ideas or feedback you wish to help the process moving forward: \_\_\_\_\_

1 - makes the most sense

2 - Next best -

3 - Really

6. In regard to funding, are you supportive of a bond?  YES NO

7. In regard to funding, would you like to see private donations\* to help cover costs?  
 YES  NO *\*If Yes, please provide name and contact information for anyone who may be interested, and the City will reach out.*

**Thank you for your feedback! Your opinion is very important to this process.**  
*Disclaimer: The results of this feedback form are for informational purposes only and do not constitute a vote of any kind. This feedback information will be provided to the city council and will result in a summary report available to the public. The city council may then choose to vote on putting a new station on a future ballot for a public vote of citizens, seek more information, or do nothing.*

WF 1/17

1. Are you a registered voter of Gearhart?  YES NO
2. Do you own property in Gearhart?  YES NO
3. Are you in support of a new Emergency Response & Resiliency Building in Gearhart?  
 YES NO

4. Taking into account emergency preparedness, proximity to respond, cost, and other pertinent info presented, **please rank in order 1-3** (1 being the best location) which concept/location you believe would *best serve* the needs of our community:

Location A: Gearhart Park Station, rank: 3

Location B: Pacific Way Station (current location), rank: 2

Location C: High Point Station, rank: 1

5. Please provide detailed feedback on why you ranked the locations as you did and provide any other ideas or feedback you wish to help the process moving forward: #1 HIGHEST ELEV., LESS SITE PREP. NO NEED FOR TEMPORARY STRUCTURE, LESS VISUAL IMPACT TO POPULATION, #3 I DON'T THINK PEOPLE WOULD WANT TO LOSE THE PARK AS IT IS EVEN THOUGH IMPROVED PARK IS POSSABLE. #2 IT WOULD BE NICE TO SEE A MODERN BUILDING WHEN YOU COME INTO TOWN. NO WHERE WOULD THE TEMP. STRUCTURE GO?
6. In regard to funding, are you supportive of a bond?  YES  NO
7. In regard to funding, would you like to see private donations\* to help cover costs?

YES

NO

\*If Yes, please provide name and contact information for anyone who may be interested, and the City will reach out.

**Thank you for your feedback! Your opinion is very important to this process.**

**Disclaimer:** The results of this feedback form are for informational purposes only and do not constitute a vote of any kind. This feedback information will be provided to the city council and will result in a summary report available to the public. The city council may then choose to vote on putting a new station on a future ballot for a public vote of citizens, seek more information, or do nothing.

WF (10)  
4/24

1. Are you a registered voter of Gearhart?  YES  NO
2. Are you own property in Gearhart?  YES  NO
3. Are you in support of a new Emergency Response & Resiliency Station in Gearhart?  
 YES  NO

4. Taking into account emergency preparedness, proximity to respond, cost, and other pertinent info presented, **please rank in order 1-3** (1 being the best location) which concept/location you believe would *best serve* the needs of our community:

Concept A: Gearhart Park Station, rank: 3

Concept B: Pacific Way Station (current location), rank: 1

Concept C: High Point Station, rank: 2

5. Please provide detailed feedback on why you ranked the locations as you did and provide any other ideas or feedback you wish to help the process moving forward: \_\_\_\_\_

BEST LOCATION FROM CITY  
CENTER

6. Regarding funding, are you supportive of a bond?  YES  NO

7. Regarding funding, would you like to see private donations\* to help cover costs?

YES  NO

*\*If Yes, please provide name and contact information for anyone who may be interested, and the City will reach out.*

**Thank you for your feedback! Your opinion is very important to this process.**

**Disclaimer:** The results of this feedback form are for informational purposes only and do not constitute a vote of any kind. This feedback information will be provided to the city council and will result in a summary report available to the public. The city council may then choose to vote on putting a new station on a future ballot for a public vote of citizens, seek more information, or do nothing.

WTF (K) 4/24

1. Are you a registered voter of Gearhart?  YES  NO
2. Are you own property in Gearhart?  YES  NO
3. Are you in support of a new Emergency Response & Resiliency Station in Gearhart?  
 YES  NO
4. Taking into account emergency preparedness, proximity to respond, cost, and other pertinent info presented, **please rank in order 1-3** (1 being the best location) which concept/location you believe would *best serve* the needs of our community:

Concept A: Gearhart Park Station, rank: 3

Concept B: Pacific Way Station (current location), rank: 2

Concept C: High Point Station, rank: 1

5. Please provide detailed feedback on why you ranked the locations as you did and provide any other ideas or feedback you wish to help the process moving forward: \_\_\_\_\_

---



---



---

6. Regarding funding, are you supportive of a bond?  YES  NO

7. Regarding funding, would you like to see private donations\* to help cover costs?  
YES  NO

*\*If Yes, please provide name and contact information for anyone who may be interested, and the City will reach out.*

---

**Thank you for your feedback! Your opinion is very important to this process.**

**Disclaimer:** The results of this feedback form are for informational purposes only and do not constitute a vote of any kind. This feedback information will be provided to the city council and will result in a summary report available to the public. The city council may then choose to vote on putting a new station on a future ballot for a public vote of citizens, seek more information, or do nothing.

WAF  
1/17/20



1. Are you a registered voter of Gearhart?  YES NO
2. Are you own property in Gearhart?  YES NO
3. Are you in support of a new Emergency Response & Resiliency Station in Gearhart?  
 YES NO
4. Taking into account emergency preparedness, proximity to respond, cost, and other pertinent info presented, **please rank in order 1-3** (1 being the best location) which concept/location you believe would *best serve* the needs of our community:

Concept A: Gearhart Park Station, rank: 3

Concept B: Pacific Way Station (current location), rank: 2

Concept C: High Point Station, rank: 1

5. Please provide detailed feedback on why you ranked the locations as you did and provide any other ideas or feedback you wish to help the process moving forward: THE HIGH POINT STATION IS REASONABLE AS IT IS OUT OF THE FLOOD ZONE.

6. Regarding funding, are you supportive of a bond?  YES NO

7. Regarding funding, would you like to see private donations\* to help cover costs?  
YES  NO

\*If Yes, please provide name and contact information for anyone who may be interested, and the City will reach out.

**Thank you for your feedback! Your opinion is very important to this process.**

**Disclaimer:** The results of this feedback form are for informational purposes only and do not constitute a vote of any kind. This feedback information will be provided to the city council and will result in a summary report available to the public. The city council may then choose to vote on putting a new station on a future ballot for a public vote of citizens, seek more information, or do nothing.

WF  
4/25

1. Are you a registered voter of Gearhart?  YES NO
2. Do you own property in Gearhart?  YES NO
3. Are you in support of a new Emergency Response & Resiliency Building in Gearhart?  
 YES NO

4. Taking into account emergency preparedness, proximity to respond, cost, and other pertinent info presented, **please rank in order 1-3** (1 being the best location) which concept/location you believe would *best serve* the needs of our community:

Location A: Gearhart Park Station, rank: 3

Location B: Pacific Way Station (current location), rank: 2

Location C: High Point Station, rank: 1

5. Please provide detailed feedback on why you ranked the locations as you did and provide any other ideas or feedback you wish to help the process moving forward: \_\_\_\_\_

HIGH POINT SEEMS LEAST LIKELY TO BE INUNDATED BY A TSUNAMI. ALSO, WHY PAY RENT TO RELOCATE WHILE BUILDING ON THE CURRENT SITE? IT SEEMS LIKE AN UNNECESSARY EXPENSE.

6. In regard to funding, are you supportive of a bond?  YES NO

IF IT EXPIRES WHEN PAID OFF

7. In regard to funding, would you like to see private donations\* to help cover costs?

YES

NO

\*If Yes, please provide name and contact information for anyone who may be interested, and the City will reach out.

\* OR OTHER AND

\* PLEASE CHECK ON POSSIBLE AVAILABLE FEDERAL FUNDS FOR

*Thank you for your feedback! Your opinion is very important to this process.*

*Disclaimer: The results of this feedback form are for informational purposes only and do not constitute a vote of any kind. This feedback information will be provided to the city council and will result in a summary report available to the public. The city council may then choose to vote on putting a new station on a future ballot for a public vote of citizens, seek more information, or do nothing.*

FIRST RESPONDERS, POTENTIALLY THROUGH HOMELAND SECURITY

WJ/KP  
4/25

1. Are you a registered voter of Gearhart?  YES NO

2. Do you own property in Gearhart?  YES NO

3. Are you in support of a new Emergency Response & Resiliency Building in Gearhart?  
 YES NO

4. Taking into account emergency preparedness, proximity to respond, cost, and other pertinent info presented, **please rank in order 1-3** (1 being the best location) which concept/location you believe would *best serve* the needs of our community:

Location A: Gearhart Park Station, rank: \_\_\_\_\_

Location B: Pacific Way Station (current location), rank: 1, 2, 3

Location C: High Point Station, rank: \_\_\_\_\_

5. Please provide detailed feedback on why you ranked the locations as you did and provide any other ideas or feedback you wish to help the process moving forward: \_\_\_\_\_

PROPERTY OWNED BY CITY

6. In regard to funding, are you supportive of a bond? YES NO

7. In regard to funding, would you like to see private donations\* to help cover costs? CITY PROPERTY

YES

NO

\*If Yes, please provide name and contact information for anyone who may be interested, and the City will reach out.

**Thank you for your feedback! Your opinion is very important to this process.**

**Disclaimer:** The results of this feedback form are for informational purposes only and do not constitute a vote of any kind. This feedback information will be provided to the city council and will result in a summary report available to the public. The city council may then choose to vote on putting a new station on a future ballot for a public vote of citizens, seek more information, or do nothing.

WF  
4/25

1. Are you a registered voter of Gearhart?  YES  NO

2. Do you own property in Gearhart?  YES  NO

3. Are you in support of a new Emergency Response & Resiliency Building in Gearhart?  
 YES  NO

4. Taking into account emergency preparedness, proximity to respond, cost, and other pertinent info presented, **please rank in order 1-3** (1 being the best location) which concept/location you believe would *best serve* the needs of our community:

Location A: Gearhart Park Station, rank: 1

Location B: Pacific Way Station (current location), rank: 3

Location C: High Point Station, rank: 2

5. Please provide detailed feedback on why you ranked the locations as you did and provide any other ideas or feedback you wish to help the process moving forward: \_\_\_\_\_

\_\_\_\_\_  
\_\_\_\_\_  
\_\_\_\_\_

6. In regard to funding, are you supportive of a bond? YES   NO

7. In regard to funding, would you like to see private donations\* to help cover costs?

YES

NO

*\*If Yes, please provide name and contact information for anyone who may be interested, and the City will reach out.*

**Thank you for your feedback! Your opinion is very important to this process.**

**Disclaimer:** The results of this feedback form are for informational purposes only and do not constitute a vote of any kind. This feedback information will be provided to the city council and will result in a summary report available to the public. The city council may then choose to vote on putting a new station on a future ballot for a public vote of citizens, seek more information, or do nothing.

*come back in 4/26 unit submit*

*WFA 4/26*

1. Are you a registered voter of Gearhart?  YES NO

2. Do you own property in Gearhart? YES  NO

3. Are you in support of a new Emergency Response & Resiliency Building in Gearhart?  
 YES NO

4. Taking into account emergency preparedness, proximity to respond, cost, and other pertinent info presented, **please rank in order 1-3** (1 being the best location) which concept/location you believe would *best serve* the needs of our community:

Location A: Gearhart Park Station, rank: 2

Location B: Pacific Way Station (current location), rank: 3

Location C: High Point Station, rank: 1

5. Please provide detailed feedback on why you ranked the locations as you did and provide any other ideas or feedback you wish to help the process moving forward: \_\_\_\_\_

\_\_\_\_\_  
\_\_\_\_\_  
\_\_\_\_\_

6. In regard to funding, are you supportive of a bond?  YES NO

7. In regard to funding, would you like to see private donations\* to help cover costs?

YES

NO

\*If Yes, please provide name and contact information for anyone who may be interested, and the City will reach out.

\_\_\_\_\_

**Thank you for your feedback! Your opinion is very important to this process.**

**Disclaimer:** The results of this feedback form are for informational purposes only and do not constitute a vote of any kind. This feedback information will be provided to the city council and will result in a summary report available to the public. The city council may then choose to vote on putting a new station on a future ballot for a public vote of citizens, seek more information, or do nothing.

WF 1/20  
4/26

1. Are you a registered voter of Gearhart?  YES  NO

2. Do you own property in Gearhart?  YES  NO

3. Are you in support of a new Emergency Response & Resiliency Building in Gearhart?  
 YES  NO

4. Taking into account emergency preparedness, proximity to respond, cost, and other pertinent info presented, **please rank in order 1-3** (1 being the best location) which concept/location you believe would *best serve* the needs of our community:

Location A: Gearhart Park Station, rank: 2

Location B: Pacific Way Station (current location), rank: 3

Location C: High Point Station, rank: 1

5. Please provide detailed feedback on why you ranked the locations as you did and provide any other ideas or feedback you wish to help the process moving forward: \_\_\_\_\_

THE BEST LOCATION FOR  
EVERY ONE IN GEARHART

6. In regard to funding, are you supportive of a bond?  YES  NO

7. In regard to funding, would you like to see private donations\* to help cover costs?

YES

NO

\*If Yes, please provide name and contact information for anyone who may be interested, and the City will reach out.

**Thank you for your feedback! Your opinion is very important to this process.**

**Disclaimer:** The results of this feedback form are for informational purposes only and do not constitute a vote of any kind. This feedback information will be provided to the city council and will result in a summary report available to the public. The city council may then choose to vote on putting a new station on a future ballot for a public vote of citizens, seek more information, or do nothing.

N/A  
4/26

- 
1. Are you a registered voter of Gearhart?  YES  NO
  2. Are you own property in Gearhart?  YES  NO
  3. Are you in support of a new Emergency Response & Resiliency Station in Gearhart?  
 YES  NO

4. Taking into account emergency preparedness, proximity to respond, cost, and other pertinent info presented, **please rank in order 1-3** (1 being the best location) which concept/location you believe would *best serve* the needs of our community:

Concept A: Gearhart Park Station, rank: 2

Concept B: Pacific Way Station (current location), rank: 1

Concept C: High Point Station, rank: 3

5. Please provide detailed feedback on why you ranked the locations as you did and provide any other ideas or feedback you wish to help the process moving forward: \_\_\_\_\_

6. Regarding funding, are you supportive of a bond?  YES  NO

7. Regarding funding, would you like to see private donations\* to help cover costs?

YES  NO

*\*If Yes, please provide name and contact information for anyone who may be interested, and the City will reach out.*

**Thank you for your feedback! Your opinion is very important to this process.**

**Disclaimer:** The results of this feedback form are for informational purposes only and do not constitute a vote of any kind. This feedback information will be provided to the city council and will result in a summary report available to the public. The city council may then choose to vote on putting a new station on a future ballot for a public vote of citizens, seek more information, or do nothing.

WJ  
4/26

1. Are you a registered voter of Gearhart?  YES NO

2. ~~Do~~ Are you own property in Gearhart?  YES NO

3. Are you in support of a new Emergency Response & Resiliency Station in Gearhart?  
 YES NO

4. Taking into account emergency preparedness, proximity to respond, cost, and other pertinent info presented, **please rank in order 1-3** (1 being the best location) which concept/location you believe would *best serve* the needs of our community:

Concept A: Gearhart Park Station, rank: 2

Concept B: Pacific Way Station (current location), rank: 1

Concept C: High Point Station, rank: 3

5. Please provide detailed feedback on why you ranked the locations as you did and provide any other ideas or feedback you wish to help the process moving forward: \_\_\_\_\_

Because of finances and the Central location to the majority of residents

6. Regarding funding, are you supportive of a bond?  YES NO

7. Regarding funding, would you like to see private donations\* to help cover costs?

YES NO

\*If Yes, please provide name and contact information for anyone who may be interested, and the City will reach out.

Anyone who wishes to Donate

**Thank you for your feedback! Your opinion is very important to this process.**

**Disclaimer:** The results of this feedback form are for informational purposes only and do not constitute a vote of any kind. This feedback information will be provided to the city council and will result in a summary report available to the public. The city council may then choose to vote on putting a new station on a future ballot for a public vote of citizens, seek more information, or do nothing.

WJ (FF)  
4/26



1. Are you a registered voter of Gearhart?  YES NO
2. Do you own property in Gearhart?  YES NO
3. Are you in support of a new Emergency Response & Resiliency Building in Gearhart?  
 YES NO

4. Taking into account emergency preparedness, proximity to respond, cost, and other pertinent info presented, **please rank in order 1-3** (1 being the best location) which concept/location you believe would *best serve* the needs of our community:

Location A: Gearhart Park Station, rank: 3

Location B: Pacific Way Station (current location), rank: 1

Location C: High Point Station, rank: 2

5. Please provide detailed feedback on why you ranked the locations as you did and provide any other ideas or feedback you wish to help the process moving forward: \_\_\_\_\_

\_\_\_\_\_

\_\_\_\_\_

6. In regard to funding, are you supportive of a bond?  YES NO

7. In regard to funding, would you like to see private donations\* to help cover costs?

YES

NO

*\*If Yes, please provide name and contact information for anyone who may be interested, and the City will reach out.*

**Thank you for your feedback! Your opinion is very important to this process.**

**Disclaimer:** The results of this feedback form are for informational purposes only and do not constitute a vote of any kind. This feedback information will be provided to the city council and will result in a summary report available to the public. The city council may then choose to vote on putting a new station on a future ballot for a public vote of citizens, seek more information, or do nothing.

WF  1/2/16

1. Are you a registered voter of Gearhart?  YES  NO
2. Do you own property in Gearhart?  YES  NO
3. Are you in support of a new Emergency Response & Resiliency Building in Gearhart?  
 YES  NO
4. Taking into account emergency preparedness, proximity to respond, cost, and other pertinent info presented, **please rank in order 1-3** (1 being the best location) which concept/location you believe would *best serve* the needs of our community:

Location A: Gearhart Park Station, rank: 3

Location B: Pacific Way Station (current location), rank: 2

Location C: High Point Station, rank: 1

5. Please provide detailed feedback on why you ranked the locations as you did and provide any other ideas or feedback you wish to help the process moving forward: \_\_\_\_\_

\_\_\_\_\_

\_\_\_\_\_

6. In regard to funding, are you supportive of a bond?  YES  NO
7. In regard to funding, would you like to see private donations\* to help cover costs?  
 YES  NO *\*If Yes, please provide name and contact information for anyone who may be interested, and the City will reach out.*

**Thank you for your feedback! Your opinion is very important to this process.**

**Disclaimer:** The results of this feedback form are for informational purposes only and do not constitute a vote of any kind. This feedback information will be provided to the city council and will result in a summary report available to the public. The city council may then choose to vote on putting a new station on a future ballot for a public vote of citizens, seek more information, or do nothing.

*MS 4/24*

1. Are you a registered voter of Gearhart?  YES  NO

2. Do you own property in Gearhart?  YES  NO

3. Are you in support of a new Emergency Response & Resiliency Building in Gearhart?  
 YES  NO

4. Taking into account emergency preparedness, proximity to respond, cost, and other pertinent info presented, **please rank in order 1-3** (1 being the best location) which concept/location you believe would *best serve* the needs of our community:

Location A: Gearhart Park Station, rank: 2

Location B: Pacific Way Station (current location), rank: 3

Location C: High Point Station, rank: 1

5. Please provide detailed feedback on why you ranked the locations as you did and provide any other ideas or feedback you wish to help the process moving forward: \_\_\_\_\_

I hate to see the park area be diminished. Present location too vulnerable.

6. In regard to funding, are you supportive of a bond?  YES  NO

7. In regard to funding, would you like to see private donations\* to help cover costs?  YES  NO *What other choice is there?*

YES

NO

\*If Yes, please provide name and contact information for anyone who may be interested, and the City will reach out.

This would be ideal but I do not know anyone who is interested.

*Thank you for your feedback! Your opinion is very important to this process.*

**Disclaimer:** The results of this feedback form are for informational purposes only and do not constitute a vote of any kind. This feedback information will be provided to the city council and will result in a summary report available to the public. The city council may then choose to vote on putting a new station on a future ballot for a public vote of citizens, seek more information, or do nothing.

*WJ*  
*5/22*

1. Are you a registered voter of Gearhart?  YES  NO
2. Do you own property in Gearhart?  YES  NO
3. Are you in support of a new Emergency Response & Resiliency Building in Gearhart?  
 YES  NO
4. Taking into account emergency preparedness, proximity to respond, cost, and other pertinent info presented, **please rank in order 1-3** (1 being the best location) which concept/location you believe would *best serve* the needs of our community:

Location A: Gearhart Park Station, rank: 3

Location B: Pacific Way Station (current location), rank: 1

Location C: High Point Station, rank: 2

5. Please provide detailed feedback on why you ranked the locations as you did and provide any other ideas or feedback you wish to help the process moving forward: None of the locations provide adequate access and egress after an event of any substance. Inundation at the sites will be as problematic as the Eastside sites that were categorically rejected. Protection offered by elevation discounts obstructions due to debris, etc.  
 NOTE: An event occurring at high tide may adversely ~~and~~ effect elevation by as much as 10ft

6. In regard to funding, are you supportive of a bond?  YES  NO

7. In regard to funding, would you like to see private donations\* to help cover costs?

YES

NO

\*If Yes, please provide name and contact information for anyone who may be interested, and the City will reach out.

**Thank you for your feedback! Your opinion is very important to this process.**

**Disclaimer:** The results of this feedback form are for informational purposes only and do not constitute a vote of any kind. This feedback information will be provided to the city council and will result in a summary report available to the public. The city council may then choose to vote on putting a new station on a future ballot for a public vote of citizens, seek more information, or do nothing.

MF KR  
4/2"

1. Are you a registered voter of Gearhart?  YES NO

2. Are you own property in Gearhart?  YES NO

3. Are you in support of a new Emergency Response & Resiliency Station in Gearhart?  
 YES NO *If appropriate for our community.*

4. Taking into account emergency preparedness, proximity to respond, cost, and other pertinent info presented, **please rank in order 1-3** (1 being the best location) which concept/location you believe would *best serve* the needs of our community:

Concept A: Gearhart Park Station, rank: 2

Concept B: Pacific Way Station (current location), rank: 1

Concept C: High Point Station, rank: 3

5. Please provide detailed feedback on why you ranked the locations as you did and provide any other ideas or feedback you wish to help the process moving forward: I feel Gearhart's current location is best fit for our community due to its location and accessibility for everyone.

6. Regarding funding, are you supportive of a bond?  YES NO

7. Regarding funding, would you like to see private donations\* to help cover costs?  
 YES NO  
\*If Yes, please provide name and contact information for anyone who may be interested, and the City will reach out.

**Thank you for your feedback! Your opinion is very important to this process.**

**Disclaimer:** The results of this feedback form are for informational purposes only and do not constitute a vote of any kind. This feedback information will be provided to the city council and will result in a summary report available to the public. The city council may then choose to vote on putting a new station on a future ballot for a public vote of citizens, seek more information, or do nothing.

*WF 4129*

1. Are you a registered voter of Gearhart?  YES  NO

2. Do you own property in Gearhart?  YES  NO

3. Are you in support of a new Emergency Response & Resiliency Building in Gearhart?  
 YES  NO

4. Taking into account emergency preparedness, proximity to respond, cost, and other pertinent info presented, **please rank in order 1-3** (1 being the best location) which concept/location you believe would *best serve* the needs of our community:

Location A: Gearhart Park Station, rank: 3

Location B: Pacific Way Station (current location), rank: 1

Location C: High Point Station, rank: 2

5. Please provide detailed feedback on why you ranked the locations as you did and provide any other ideas or feedback you wish to help the process moving forward: \_\_\_\_\_

First: Thanks to all of you who've put so much of your time and effort into this endeavor (all of it!)  
Second: I thought the Gearhart School, w/ infrastructure location, gym as a vehicle bay, close to highway, etc., etc.

6. In regard to funding, are you supportive of a bond?  YES  NO

7. In regard to funding, would you like to see private donations\* to help cover costs?

YES

NO

\*If Yes, please provide name and contact information for anyone who may be interested, and the City will reach out.

**Thank you for your feedback! Your opinion is very important to this process.**

**Disclaimer:** The results of this feedback form are for informational purposes only and do not constitute a vote of any kind. This feedback information will be provided to the city council and will result in a summary report available to the public. The city council may then choose to vote on putting a new station on a future ballot for a public vote of citizens, seek more information, or do nothing.

WF (KP)  
4/29

1. Are you a registered voter of Gearhart?  YES  NO

2. Do you own property in Gearhart?  YES  NO

3. Are you in support of a new Emergency Response & Resiliency Building in Gearhart?  
 YES  NO

4. Taking into account emergency preparedness, proximity to respond, cost, and other pertinent info presented, **please rank in order 1-3** (1 being the best location) which concept/location you believe would *best serve* the needs of our community:

Location A: Gearhart Park Station, rank: 3

Location B: Pacific Way Station (current location), rank: 2

Location C: High Point Station, rank: 1

5. Please provide detailed feedback on why you ranked the locations as you did and provide any other ideas or feedback you wish to help the process moving forward: \_\_\_\_\_

From the attached paperwork, it seems to have the requirements desired w/ the least amount of prep work to accommodate the facility. No green space impacted. Least likely to be flooded. Zoning already approved for government facility.

6. In regard to funding, are you supportive of a bond?  YES  NO

7. In regard to funding, would you like to see private donations\* to help cover costs?

YES

NO

*\*If Yes, please provide name and contact information for anyone who may be interested, and the City will reach out.*

**Thank you for your feedback! Your opinion is very important to this process.**

**Disclaimer:** The results of this feedback form are for informational purposes only and do not constitute a vote of any kind. This feedback information will be provided to the city council and will result in a summary report available to the public. The city council may then choose to vote on putting a new station on a future ballot for a public vote of citizens, seek more information, or do nothing.

MS KO  
4/25

1. Are you a registered voter of Gearhart?  YES NO
2. Are you own property in Gearhart?  YES NO
3. Are you in support of a new Emergency Response & Resiliency Station in Gearhart?  
 YES NO
4. Taking into account emergency preparedness, proximity to respond, cost, and other pertinent info presented, **please rank in order 1-3** (1 being the best location) which concept/location you believe would *best serve* the needs of our community:

Concept A: Gearhart Park Station, rank: 3

Concept B: Pacific Way Station (current location), rank: 1

Concept C: High Point Station, rank: ~~1~~ 2

5. Please provide detailed feedback on why you ranked the locations as you did and provide any other ideas or feedback you wish to help the process moving forward: \_\_\_\_\_

*I prefer PW because access to street is wider and there is a legit parking for VFW. Access for others is onto marion & traffic around gun club, curbs it gates on me to pay large sum \$ for parking*

6. Regarding funding, are you supportive of a bond? YES NO

7. Regarding funding, would you like to see private donations\* to help cover costs?

YES NO

\*If Yes, please provide name and contact information for anyone who may be interested, and the City will reach out.

*But city should retain final judgment and \$ for any future maintenance*

**Thank you for your feedback! Your opinion is very important to this process.**

**Disclaimer:** The results of this feedback form are for informational purposes only and do not constitute a vote of any kind. This feedback information will be provided to the city council and will result in a summary report available to the public. The city council may then choose to vote on putting a new station on a future ballot for a public vote of citizens, seek more information, or do nothing.

*Obviously I can't see - so you're welcome*

WFK  
4/76



1. Are you a registered voter of Gearhart?

YES

NO

2. Do you own property in Gearhart?

YES

NO

3. Are you in support of a new Emergency Response & Resiliency Building in Gearhart?

YES

NO

4. Taking into account emergency preparedness, proximity to respond, cost, and pertinent info presented, **please rank in order 1-3** (1 being the best location concept/location you believe would *best serve* the needs of our community:

Location A: Gearhart Park Station, rank: 1

Location B: Pacific Way Station (current location), rank: three

Location C: High Point Station, rank: two

5. Please provide detailed feedback on why you ranked the locations as you did and provide any other ideas or feedback you wish to help the process moving forward: \$

near to town center, city hall.

6. In regard to funding, are you supportive of a bond?

YES

NO

7. In regard to funding, would you like to see private donations\* to help cover costs?

YES

NO

*\*If Yes, please provide name and contact information for anyone who may be interested, and the City will reach out.*

**Thank you for your feedback! Your opinion is very important to this process.**

**Disclaimer:** The results of this feedback form are for informational purposes only and do not constitute a vote of any kind. This feedback information will be provided to the city council and will result in a summary report available to the public. The city council may then choose to vote on putting a new station on a future ballot for a public vote of citizens, seek more information, or do nothing.

NSP  
1/19

1. Are you a registered voter of Gearhart?     YES                      NO
2. Do you own property in Gearhart?         YES                      NO
3. Are you in support of a new Emergency Response & Resiliency Building in Gearhart?  
 YES                      NO
4. Taking into account emergency preparedness, proximity to respond, cost, and other pertinent info presented, **please rank in order 1-3** (1 being the best location) which concept/location you believe would *best serve* the needs of our community:

Location A: Gearhart Park Station, rank:   1  

Location B: Pacific Way Station (current location), rank:   3  

Location C: High Point Station, rank:   2  

5. Please provide detailed feedback on why you ranked the locations as you did and provide any other ideas or feedback you wish to help the process moving forward: Cost, Able to withstand majority of possible Tsum.

---




---

6. In regard to funding, are you supportive of a bond?     YES                      NO
7. In regard to funding, would you like to see private donations\* to help cover costs?  
 YES                      NO    *\*If Yes, please provide name and contact information for anyone who may be interested, and the City will reach out.*

**Thank you for your feedback! Your opinion is very important to this process.**

**Disclaimer:** The results of this feedback form are for informational purposes only and do not constitute a vote of any kind. This feedback information will be provided to the city council and will result in a summary report available to the public. The city council may then choose to vote on putting a new station on a future ballot for a public vote of citizens, seek more information, or do nothing.

*dup. on net.*



1. Are you a registered voter of Gearhart?  YES  NO

2. Do you own property in Gearhart?  YES  NO

3. Are you in support of a new Emergency Response & Resiliency Building in Gearhart?  
 YES  NO

4. Taking into account emergency preparedness, proximity to respond, cost, and other pertinent info presented, **please rank in order 1-3** (1 being the best location) which concept/location you believe would *best serve* the needs of our community:

Location A: Gearhart Park Station, rank: 2

Location B: Pacific Way Station (current location), rank: 3

Location C: High Point Station, rank: 1

5. Please provide detailed feedback on why you ranked the locations as you did and provide any other ideas or feedback you wish to help the process moving forward: THINK

its the best spot for a new station. Highest spot makes it safer!

6. In regard to funding, are you supportive of a bond?  YES  NO

7. In regard to funding, would you like to see private donations\* to help cover costs?

YES

NO

\*If Yes, please provide name and contact information for anyone who may be interested, and the City will reach out.

**Thank you for your feedback! Your opinion is very important to this process.**

**Disclaimer:** The results of this feedback form are for informational purposes only and do not constitute a vote of any kind. This feedback information will be provided to the city council and will result in a summary report available to the public. The city council may then choose to vote on putting a new station on a future ballot for a public vote of citizens, seek more information, or do nothing.

NF 4/24  
100

1. Are you a registered voter of Gearhart?  YES  NO

2. Do you own property in Gearhart?  YES  NO

3. Are you in support of a new Emergency Response & Resiliency Building in Gearhart?  
 YES  NO

4. Taking into account emergency preparedness, proximity to respond, cost, and other pertinent info presented, **please rank in order 1-3** (1 being the best location) which concept/location you believe would *best serve* the needs of our community:

Location A: Gearhart Park Station, rank: 3

Location B: Pacific Way Station (current location), rank: 2

Location C: High Point Station, rank: 1

5. Please provide detailed feedback on why you ranked the locations as you did and provide any other ideas or feedback you wish to help the process moving forward: \_\_\_\_\_  
\_\_\_\_\_  
\_\_\_\_\_

6. In regard to funding, are you supportive of a bond?  YES  NO

7. In regard to funding, would you like to see private donations\* to help cover costs?

YES

NO

*\*If Yes, please provide name and contact information for anyone who may be interested, and the City will reach out.*

**Thank you for your feedback! Your opinion is very important to this process.**

**Disclaimer:** The results of this feedback form are for informational purposes only and do not constitute a vote of any kind. This feedback information will be provided to the city council and will result in a summary report available to the public. The city council may then choose to vote on putting a new station on a future ballot for a public vote of citizens, seek more information, or do nothing.

- 1. Are you a registered voter of Gearhart?  YES  NO
- 2. Do you own property in Gearhart?  YES  NO
- 3. Are you in support of a new Emergency Response & Resiliency Building in Gearhart?  
 YES  NO

4. Taking into account emergency preparedness, proximity to respond, cost, and other pertinent info presented, **please rank in order 1-3** (1 being the best location) which concept/location you believe would *best serve* the needs of our community:

Location A: Gearhart Park Station, rank: 2  
 Location B: Pacific Way Station (current location), rank: 3  
 Location C: High Point Station, rank: 1

5. Please provide detailed feedback on why you ranked the locations as you did and provide any other ideas or feedback you wish to help the process moving forward: \_\_\_\_\_  
Survivability  
 \_\_\_\_\_  
 \_\_\_\_\_

- 6. In regard to funding, are you supportive of a bond?  YES  NO
- 7. In regard to funding, would you like to see private donations\* to help cover costs?  
 YES  NO *\*If Yes, please provide name and contact information for anyone who may be interested, and the City will reach out.*

**Thank you for your feedback! Your opinion is very important to this process.**  
**Disclaimer:** The results of this feedback form are for informational purposes only and do not constitute a vote of any kind. This feedback information will be provided to the city council and will result in a summary report available to the public. The city council may then choose to vote on putting a new station on a future ballot for a public vote of citizens, seek more information, or do nothing.

*[Handwritten signature]*

EMAIL: \_\_\_\_\_

1. Are you a registered voter of Gearhart?  YES  NO
2. Do you own property in Gearhart?  YES  NO
3. Are you in support of a new Emergency Response & Resiliency Building in Gearhart?  
 YES  NO
4. Taking into account emergency preparedness, proximity to respond, cost, and other pertinent info presented, **please rank in order 1-3** (1 being the best location) which concept/location you believe would *best serve* the needs of our community:

Location A: Gearhart Park Station, rank: 2

Location B: Pacific Way Station (current location), rank: 3

Location C: High Point Station, rank: 1

5. Please provide detailed feedback on why you ranked the locations as you did and provide any other ideas or feedback you wish to help the process moving forward: \_\_\_\_\_

If we do have the big one - at  
least Loc. C should survive.

6. In regard to funding, are you supportive of a bond?  YES  NO
7. In regard to funding, would you like to see private donations\* to help cover costs?

YES

NO

*\*If Yes, please provide name and contact information for anyone who may be interested, and the City will reach out.*

**Thank you for your feedback! Your opinion is very important to this process.**

**Disclaimer:** The results of this feedback form are for informational purposes only and do not constitute a vote of any kind. This feedback information will be provided to the city council and will result in a summary report available to the public. The city council may then choose to vote on putting a new station on a future ballot for a public vote of citizens, seek more information, or do nothing.

over  
↓

1. Are you a registered voter of Gearhart?  YES NO

2. Do you own property in Gearhart?  YES NO

3. Are you in support of a new Emergency Response & Resiliency Building in Gearhart?  
 YES NO

4. Taking into account emergency preparedness, proximity to respond, cost, and other pertinent info presented, **please rank in order 1-3** (1 being the best location) which concept/location you believe would *best serve* the needs of our community:

Location A: Gearhart Park Station, rank: 2

Location B: Pacific Way Station (current location), rank: 1

Location C: High Point Station, rank: 3

5. Please provide detailed feedback on why you ranked the locations as you did and provide any other ideas or feedback you wish to help the process moving forward: \_\_\_\_\_

\_\_\_\_\_  
\_\_\_\_\_  
\_\_\_\_\_

6. In regard to funding, are you supportive of a bond?  YES NO

7. In regard to funding, would you like to see private donations\* to help cover costs?

YES

NO

*\*If Yes, please provide name and contact information for anyone who may be interested, and the City will reach out.*

**Thank you for your feedback! Your opinion is very important to this process.**

**Disclaimer:** The results of this feedback form are for informational purposes only and do not constitute a vote of any kind. This feedback information will be provided to the city council and will result in a summary report available to the public. The city council may then choose to vote on putting a new station on a future ballot for a public vote of citizens, seek more information, or do nothing.

WTF  
KP  
4/24

(over)  
she

1. Are you a registered voter of Gearhart?  YES  NO

2. Do you own property in Gearhart?  YES  NO

3. Are you in support of a new Emergency Response & Resiliency Building in Gearhart?  
 YES  NO

4. Taking into account emergency preparedness, proximity to respond, cost, and other pertinent info presented, **please rank in order 1-3** (1 being the best location) which concept/location you believe would *best serve* the needs of our community:

Location A: Gearhart Park Station, rank: 2

Location B: Pacific Way Station (current location), rank: 1

Location C: High Point Station, rank: 3

5. Please provide detailed feedback on why you ranked the locations as you did and provide any other ideas or feedback you wish to help the process moving forward: \_\_\_\_\_

Cost  
\_\_\_\_\_  
\_\_\_\_\_

6. In regard to funding, are you supportive of a bond?  YES  NO

7. In regard to funding, would you like to see private donations\* to help cover costs?

YES

NO

*\*If Yes, please provide name and contact information for anyone who may be interested, and the City will reach out.*

**Thank you for your feedback! Your opinion is very important to this process.**

**Disclaimer:** The results of this feedback form are for informational purposes only and do not constitute a vote of any kind. This feedback information will be provided to the city council and will result in a summary report available to the public. The city council may then choose to vote on putting a new station on a future ballot for a public vote of citizens, seek more information, or do nothing.

*addup  
2mt  
(over next)*

*make copy*



DIVISION \_\_\_\_\_

1. Are you a registered voter of Gearhart?  YES NO
2. Do you own property in Gearhart?  YES NO
3. Are you in support of a new Emergency Response & Resiliency Building in Gearhart?  
 YES NO
4. Taking into account emergency preparedness, proximity to respond, cost, and other pertinent info presented, **please rank in order 1-3** (1 being the best location) which concept/location you believe would *best serve* the needs of our community:

Location A: Gearhart Park Station, rank: 2

Location B: Pacific Way Station (current location), rank: 3

Location C: High Point Station, rank: 1

5. Please provide detailed feedback on why you ranked the locations as you did and provide any other ideas or feedback you wish to help the process moving forward: \_\_\_\_\_

\_\_\_\_\_  
\_\_\_\_\_  
\_\_\_\_\_

6. In regard to funding, are you supportive of a bond?  YES NO

7. In regard to funding, would you like to see private donations\* to help cover costs?

YES

NO

*If Yes, please provide name and contact information for anyone who may be interested, and the City will reach out.*

**Thank you for your feedback! Your opinion is very important to this process.**

**Disclaimer:** The results of this feedback form are for informational purposes only and do not constitute a vote of any kind. This feedback information will be provided to the city council and will result in a summary report available to the public. The city council may then choose to vote on putting a new station on a future ballot for a public vote of citizens, seek more information, or do nothing.

mf  
11/29  
Varen

1. Are you a registered voter of Gearhart?  YES  NO
2. Do you own property in Gearhart?  YES  NO
3. Are you in support of a new Emergency Response & Resiliency Building in Gearhart?  
 YES  NO
4. Taking into account emergency preparedness, proximity to respond, cost, and other pertinent info presented, **please rank in order 1-3** (1 being the best location) which concept/location you believe would *best serve* the needs of our community:

Location A: Gearhart Park Station, rank: 3

Location B: Pacific Way Station (current location), rank: 2

Location C: High Point Station, rank: 1

5. Please provide detailed feedback on why you ranked the locations as you did and provide any other ideas or feedback you wish to help the process moving forward: \_\_\_\_\_
- \_\_\_\_\_
- \_\_\_\_\_
- \_\_\_\_\_

6. In regard to funding, are you supportive of a bond?  YES  NO

7. In regard to funding, would you like to see private donations\* to help cover costs?

YES

NO

*\*If Yes, please provide name and contact information for anyone who may be interested, and the City will reach out.*

**Thank you for your feedback! Your opinion is very important to this process.**

**Disclaimer:** The results of this feedback form are for informational purposes only and do not constitute a vote of any kind. This feedback information will be provided to the city council and will result in a summary report available to the public. The city council may then choose to vote on putting a new station on a future ballot for a public vote of citizens, seek more information, or do nothing.

*over*

EMAIL: \_\_\_\_\_

BEST PHONE# \_\_\_\_\_

1. Are you a registered voter of Gearhart?  YES  NO
2. Do you own property in Gearhart?  YES  NO
3. Are you in support of a new Emergency Response & Resiliency Building in Gearhart?  
YES  NO
4. Taking into account emergency preparedness, proximity to respond, cost, and other pertinent info presented, **please rank in order 1-3** (1 being the best location) which concept/location you believe would *best serve* the needs of our community:

*\* dup.  
2nd  
Sub.*

Location A: Gearhart Park Station, rank: 3

*made  
crop*

Location B: Pacific Way Station (current location), rank: 1

Location C: High Point Station, rank: 2

5. Please provide detailed feedback on why you ranked the locations as you did and provide any other ideas or feedback you wish to help the process moving forward:

*#1: Is best & central to the fire district.*

*#2: (High Point) is too expensive but close/near residences*

*#3: (A - Gearhart Park) is unacceptable - Leave the Park Alone -*

6. In regard to funding, are you supportive of a bond?  YES  NO
7. In regard to funding, would you like to see private donations\* to help cover costs?

YES

NO

*\*If Yes, please provide name and contact information for anyone who may be interested, and the City will reach out.*

**Thank you for your feedback! Your opinion is very important to this process.**

**Disclaimer:** The results of this feedback form are for informational purposes only and do not constitute a vote of any kind. This feedback information will be provided to the city council and will result in a summary report available to the public. The city council may then choose to vote on putting a new station on a future ballot for a public vote of citizens, seek more information, or do nothing.

*\* dup.  
2nd*

1. Are you a registered voter of Gearhart? com YES NO
2. Do you own property in Gearhart? YES NO
3. Are you in support of a new Emergency Response & Resiliency Building in Gearhart? YES NO

4. Taking into account emergency preparedness, proximity to respond, cost, and other pertinent info presented, **please rank in order 1-3** (1 being the best location) which concept/location you believe would *best serve* the needs of our community:

Location A: Gearhart Park Station, rank: 0

Location B: Pacific Way Station (current location), rank: # 2

Location C: High Point Station, rank: # 1

*But not @ PaciCoe Way Station -*

*I will not vote for if this is the site*

5. Please provide detailed feedback on why you ranked the locations as you did and provide any other ideas or feedback you wish to help the process moving forward:

*Highest point should mean best chance to survive. High point is adjacent to dense population; condos & Hotel. Easy to find. Meg Reed Coastal Hazard Specialist DLCD had ideas for constructing an evacuation structure*

6. In regard to funding, are you supportive of a bond? YES NO

*as well as a fire station. Could we please get more*

7. In regard to funding, would you like to see private donations\* to help cover costs?

*information on her ideas and the structure in construction*

YES

NO

*\*If Yes, please provide name and contact information for anyone who may be interested, and the City will reach out.*

*in Newport?*

*Me. Possibly depending upon donation*

*levels.*

**Thank you for your feedback! Your opinion is very important to this process.**

**Disclaimer:** The results of this feedback form are for informational purposes only and do not constitute a vote of any kind. This feedback information will be provided to the city council and will result in a summary report available to the public. The city council may then choose to vote on putting a new station on a future ballot for a public vote of citizens, seek more information, or do nothing.

*WFE  
4/22*

1. Are you a registered voter of Gearhart?  YES NO

2. Are you own property in Gearhart?  YES NO

3. Are you in support of a new Emergency Response & Resiliency Station in Gearhart?  
YES NO

4. Taking into account emergency preparedness, proximity to respond, cost, and other pertinent info presented, **please rank in order 1-3** (1 being the best location) which concept/location you believe would *best serve* the needs of our community:

Concept A: Gearhart Park Station, rank: 3 (hopefully never!)

Concept B: Pacific Way Station (current location), rank: 1

Concept C: High Point Station, rank: 2

5. Please provide detailed feedback on why you ranked the locations as you did and provide any other ideas or feedback you wish to help the process moving forward: \_\_\_\_\_

#1 - best location

6. Regarding funding, are you supportive of a bond?  YES NO

7. Regarding funding, would you like to see private donations\* to help cover costs?

YES NO

*\*If Yes, please provide name and contact information for anyone who may be interested, and the City will reach out.*

**Thank you for your feedback! Your opinion is very important to this process.**

**Disclaimer:** The results of this feedback form are for informational purposes only and do not constitute a vote of any kind. This feedback information will be provided to the city council and will result in a summary report available to the public. The city council may then choose to vote on putting a new station on a future ballot for a public vote of citizens, seek more information, or do nothing.

WF  
4/29

1. Are you a registered voter of Gearhart?  YES NO
2. Are you own property in Gearhart?  YES NO
3. Are you in support of a new Emergency Response & Resiliency Station in Gearhart?  
 YES  NO

4. Taking into account emergency preparedness, proximity to respond, cost, and other pertinent info presented, **please rank in order 1-3** (1 being the best location) which concept/location you believe would *best serve* the needs of our community:

Concept A: Gearhart Park Station, rank: 2

Concept B: Pacific Way Station (current location), rank: 1

Concept C: High Point Station, rank: 3

5. Please provide detailed feedback on why you ranked the locations as you did and provide any other ideas or feedback you wish to help the process moving forward: \_\_\_\_\_

- 1 Good Central location
- 2 ?
- 3 Overkill To Much money For small town

6. Regarding funding, are you supportive of a bond? YES  NO

7. Regarding funding, would you like to see private donations\* to help cover costs?  
 YES NO

*\*If Yes, please provide name and contact information for anyone who may be interested, and the City will reach out.*

**Thank you for your feedback! Your opinion is very important to this process.**

**Disclaimer:** The results of this feedback form are for informational purposes only and do not constitute a vote of any kind. This feedback information will be provided to the city council and will result in a summary report available to the public. The city council may then choose to vote on putting a new station on a future ballot for a public vote of citizens, seek more information, or do nothing.

WJ  
4/1/16

1. Are you a registered voter of Gearhart?  YES  NO
2. Do you own property in Gearhart?  YES  NO
3. Are you in support of a new Emergency Response & Resiliency Building in Gearhart?  
 YES  NO
4. Taking into account emergency preparedness, proximity to respond, cost, and other pertinent info presented, **please rank in order 1-3** (1 being the best location) which concept/location you believe would *best serve* the needs of our community:

Location A: Gearhart Park Station, rank: \_\_\_\_\_

Location B: Pacific Way Station (current location), rank: Reserved

Location C: High Point Station, rank: 2nd

5. Please provide detailed feedback on why you ranked the locations as you did and provide any other ideas or feedback you wish to help the process moving forward: \_\_\_\_\_

NEED TO GET IT AS THE BALLOT / TIME IS MONEY

6. In regard to funding, are you supportive of a bond?

*Depends on Cost*  
 YES  NO

7. In regard to funding, would you like to see private donations\* to help cover costs?

YES

NO

\*If Yes, please provide name and contact information for anyone who may be interested, and the City will reach out.

Private funding would only pay for small items

**Thank you for your feedback! Your opinion is very important to this process.**

**Disclaimer:** The results of this feedback form are for informational purposes only and do not constitute a vote of any kind. This feedback information will be provided to the city council and will result in a summary report available to the public. The city council may then choose to vote on putting a new station on a future ballot for a public vote of citizens, seek more information, or do nothing.

MF/KC  
4/20

V EMAIL: \_\_\_\_\_ BEST PHONE# \_\_\_\_\_

- 1. Are you a registered voter of Gearhart? YES NO
- 2. Are you own property in Gearhart? YES NO
- 3. Are you in support of a new Emergency Response & Resiliency Station in Gearhart?  
YES NO
- 4. Taking into account emergency preparedness, proximity to respond, cost, and other pertinent info presented, **please rank in order 1-3** (1 being the best location) which concept/location you believe would *best serve* the needs of our community:

Concept A: Gearhart Park Station, rank: 3

Concept B: Pacific Way Station (current location), rank: 1

Concept C: High Point Station, rank: 2

- 5. Please provide detailed feedback on why you ranked the locations as you did and provide any other ideas or feedback you wish to help the process moving forward: \_\_\_\_\_

go east of 101

- 6. Regarding funding, are you supportive of a bond? YES NO
- 7. Regarding funding, would you like to see private donations\* to help cover costs?  
YES NO

*\*If Yes, please provide name and contact information for anyone who may be interested, and the City will reach out.*

**Thank you for your feedback! Your opinion is very important to this process.**

**Disclaimer:** The results of this feedback form are for informational purposes only and do not constitute a vote of any kind. This feedback information will be provided to the city council and will result in a summary report available to the public. The city council may then choose to vote on putting a new station on a future ballot for a public vote of citizens, seek more information, or do nothing.

WJ  
4/29



1. Are you a registered voter of Gearhart?  YES NO

2. Do you own property in Gearhart?  YES NO

3. Are you in support of a new Emergency Response & Resiliency Building in Gearhart?  
YES  NO

4. Taking into account emergency preparedness, proximity to respond, cost, and other pertinent info presented, **please rank in order 1-3** (1 being the best location) which concept/location you believe would *best serve* the needs of our community:

Location A: Gearhart Park Station, rank: \_\_\_\_\_

Location B: Pacific Way Station (current location), rank: 1

Location C: High Point Station, rank: 2

5. Please provide detailed feedback on why you ranked the locations as you did and provide any other ideas or feedback you wish to help the process moving forward: \_\_\_\_\_

*Our present fire station is fine & needs renewal!  
Warrenton F.D. is keeping their fire station & moving  
its trucks to higher ground upon alarm*

6. In regard to funding, are you supportive of a bond?  YES NO

7. In regard to funding, would you like to see private donations\* to help cover costs?

YES  NO *\*If Yes, please provide name and contact information for anyone who may be interested, and the City will reach out.*

*Thank you for your feedback! Your opinion is very important to this process.*

**Disclaimer:** The results of this feedback form are for informational purposes only and do not constitute a vote of any kind. This feedback information will be provided to the city council and will result in a summary report available to the public. The city council may then choose to vote on putting a new station on a future ballot for a public vote of citizens, seek more information, or do nothing.

WFK  
4/29

CIVICALL: \_\_\_\_\_

DEPT: \_\_\_\_\_

1. Are you a registered voter of Gearhart?  YES  NO

2. Do you own property in Gearhart?  YES  NO

3. Are you in support of a new Emergency Response & Resiliency Building in Gearhart?  
 YES  NO

4. Taking into account emergency preparedness, proximity to respond, cost, and other pertinent info presented, **please rank in order 1-3** (1 being the best location) which concept/location you believe would *best serve* the needs of our community:

Location A: Gearhart Park Station, rank: 2

Location B: Pacific Way Station (current location), rank: 3

Location C: High Point Station, rank: 1

5. Please provide detailed feedback on why you ranked the locations as you did and provide any other ideas or feedback you wish to help the process moving forward: I believe the park is best but litigation could hold up progress for years - not in our best interest

6. In regard to funding, are you supportive of a bond?  YES  NO

7. In regard to funding, would you like to see private donations\* to help cover costs?

YES  NO *\*If Yes, please provide name and contact information for anyone who may be interested, and the City will reach out.*

The owner of S High Point

**Thank you for your feedback! Your opinion is very important to this process.**

**Disclaimer:** The results of this feedback form are for informational purposes only and do not constitute a vote of any kind. This feedback information will be provided to the city council and will result in a summary report available to the public. The city council may then choose to vote on putting a new station on a future ballot for a public vote of citizens, seek more information, or do nothing.

WV  
4/29

DIVISION \_\_\_\_\_

- 1. Are you a registered voter of Gearhart?  YES  NO
- 2. Do you own property in Gearhart?  YES  NO
- 3. Are you in support of a new Emergency Response & Resiliency Building in Gearhart?  
 YES  NO

4. Taking into account emergency preparedness, proximity to respond, cost, and other pertinent info presented, **please rank in order 1-3** (1 being the best location) which concept/location you believe would *best serve* the needs of our community:

Location A: Gearhart Park Station, rank: 3

Location B: Pacific Way Station (current location), rank: 1

Location C: High Point Station, rank: 2

5. Please provide detailed feedback on why you ranked the locations as you did and provide any other ideas or feedback you wish to help the process moving forward: \_\_\_\_\_

\_\_\_\_\_  
\_\_\_\_\_  
\_\_\_\_\_

6. In regard to funding, are you supportive of a bond?  YES  NO

7. In regard to funding, would you like to see private donations\* to help cover costs?

YES

NO

*\*If Yes, please provide name and contact information for anyone who may be interested, and the City will reach out.*

**Thank you for your feedback! Your opinion is very important to this process.**

**Disclaimer:** The results of this feedback form are for informational purposes only and do not constitute a vote of any kind. This feedback information will be provided to the city council and will result in a summary report available to the public. The city council may then choose to vote on putting a new station on a future ballot for a public vote of citizens, seek more information, or do nothing.

WF (K)  
4/26

EMAIL: \_\_\_\_\_ BEST PHONE# \_\_\_\_\_

- 1. Are you a registered voter of Gearhart?  YES  NO
- 2. Do you own property in Gearhart?  YES  NO
- 3. Are you in support of a new Emergency Response & Resiliency Building in Gearhart?  
 YES  NO
- 4. Taking into account emergency preparedness, proximity to respond, cost, and other pertinent info presented, **please rank in order 1-3** (1 being the best location) which concept/location you believe would *best serve* the needs of our community:

Location A: Gearhart Park Station, rank: 3

Location B: Pacific Way Station (current location), rank: 1

Location C: High Point Station, rank: 2

- 5. Please provide detailed feedback on why you ranked the locations as you did and provide any other ideas or feedback you wish to help the process moving forward: \_\_\_\_\_  
\_\_\_\_\_  
\_\_\_\_\_

6. In regard to funding, are you supportive of a bond?  YES  NO

7. In regard to funding, would you like to see private donations\* to help cover costs?

YES

NO

*\*If Yes, please provide name and contact information for anyone who may be interested, and the City will reach out.*

**Thank you for your feedback! Your opinion is very important to this process.**

**Disclaimer:** The results of this feedback form are for informational purposes only and do not constitute a vote of any kind. This feedback information will be provided to the city council and will result in a summary report available to the public. The city council may then choose to vote on putting a new station on a future ballot for a public vote of citizens, seek more information, or do nothing.

WF  
4/29

- 1. Are you a registered voter of Gearhart?  YES  NO
- 2. Are you own property in Gearhart?  YES  NO
- 3. ~~Are~~ you in support of a new Emergency Response & Resiliency Station in Gearhart?  
 YES  NO

4. Taking into account emergency preparedness, proximity to respond, cost, and other pertinent info presented, **please rank in order 1-3** (1 being the best location) which concept/location you believe would *best serve* the needs of our community:

Concept A: Gearhart Park Station, rank: \_\_\_\_\_

Concept B: Pacific Way Station (current location), rank: 1

Concept C: High Point Station, rank: \_\_\_\_\_

5. Please provide detailed feedback on why you ranked the locations as you did and provide any other ideas or feedback you wish to help the process moving forward: \_\_\_\_\_  
 \_\_\_\_\_  
 \_\_\_\_\_

6. Regarding funding, are you supportive of a bond? DK at this time  
 YES  NO

7. Regarding funding, would you like to see private donations\* to help cover costs?  
 YES  NO  
\*If Yes, please provide name and contact information for anyone who may be interested, and the City will reach out.  
 \_\_\_\_\_

**Thank you for your feedback! Your opinion is very important to this process.**  
**Disclaimer:** The results of this feedback form are for informational purposes only and do not constitute a vote of any kind. This feedback information will be provided to the city council and will result in a summary report available to the public. The city council may then choose to vote on putting a new station on a future ballot for a public vote of citizens, seek more information, or do nothing.

WF  
 4/24

1. Are you a registered voter of Gearhart?     YES                      NO
2. Are you own property in Gearhart?         YES                      NO
3. Are you in support of a new Emergency Response & Resiliency Station in Gearhart?  
     YES                      NO
4. Taking into account emergency preparedness, proximity to respond, cost, and other pertinent info presented, **please rank in order 1-3** (1 being the best location) which concept/location you believe would *best serve* the needs of our community:

Concept A: Gearhart Park Station, rank: \_\_\_\_\_

Concept B: Pacific Way Station (current location), rank: \_\_\_\_\_

Concept C: High Point Station, rank: ~~\_\_\_\_\_~~

5. Please provide detailed feedback on why you ranked the locations as you did and provide any other ideas or feedback you wish to help the process moving forward: \_\_\_\_\_

---



---



---

6. Regarding funding, are you supportive of a bond?                      YES                      NO
7. Regarding funding, would you like to see private donations\* to help cover costs?  
     YES                      NO

*\*If Yes, please provide name and contact information for anyone who may be interested, and the City will reach out.*

---

**Thank you for your feedback! Your opinion is very important to this process.**

**Disclaimer:** The results of this feedback form are for informational purposes only and do not constitute a vote of any kind. This feedback information will be provided to the city council and will result in a summary report available to the public. The city council may then choose to vote on putting a new station on a future ballot for a public vote of citizens, seek more information, or do nothing.

*MS*  YES  
 4/24

✓ EMAIL: \_\_\_\_\_

- 1. Are you a registered voter of Gearhart?  YES NO
- 2. Do you own property in Gearhart?  YES NO
- 3. Are you in support of a new Emergency Response & Resiliency Building in Gearhart?  
 YES NO

4. Taking into account emergency preparedness, proximity to respond, cost, and other pertinent info presented, **please rank in order 1-3** (1 being the best location) which concept/location you believe would *best serve* the needs of our community:

Location A: Gearhart Park Station, rank: 3

Location B: Pacific Way Station (current location), rank: 2

Location C: High Point Station, rank: 1

5. Please provide detailed feedback on why you ranked the locations as you did and provide any other ideas or feedback you wish to help the process moving forward: \_\_\_\_\_  
\_\_\_\_\_  
\_\_\_\_\_

6. In regard to funding, are you supportive of a bond?  YES NO

7. In regard to funding, would you like to see private donations\* to help cover costs?  
 YES NO *\*If Yes, please provide name and contact information for anyone who may be interested, and the City will reach out.*

**Thank you for your feedback! Your opinion is very important to this process.**  
**Disclaimer:** The results of this feedback form are for informational purposes only and do not constitute a vote of any kind. This feedback information will be provided to the city council and will result in a summary report available to the public. The city council may then choose to vote on putting a new station on a future ballot for a public vote of citizens, seek more information, or do nothing.

WF  4/24

1. Are you a registered voter of Gearhart?

YES

NO

2. Do you own property in Gearhart?

YES

NO

3. Are you in support of a new Emergency Response & Resiliency Building in Gearhart?

YES

NO

4. Taking into account emergency preparedness, proximity to respond, cost, and other pertinent info presented, **please rank in order 1-3** (1 being the best location) which concept/location you believe would *best serve* the needs of our community:

Location A: Gearhart Park Station, rank: 1

Location B: Pacific Way Station (current location), rank: 3

Location C: High Point Station, rank: 2

5. Please provide detailed feedback on why you ranked the locations as you did and provide any other ideas or feedback you wish to help the process moving forward:

I would welcome park improvements

6. In regard to funding, are you supportive of a bond?

YES

NO

7. In regard to funding, would you like to see private donations\* to help cover costs?

YES

NO

*\*If Yes, please provide name and contact information for anyone who may be interested, and the City will reach out.*

**Thank you for your feedback! Your opinion is very important to this process.**

**Disclaimer:** The results of this feedback form are for informational purposes only and do not constitute a vote of any kind. This feedback information will be provided to the city council and will result in a summary report available to the public. The city council may then choose to vote on putting a new station on a future ballot for a public vote of citizens, seek more information, or do nothing.

WF  
KR  
4/24



1. Are you a registered voter of Gearhart?  YES  NO
2. Are you own property in Gearhart?  YES  NO
3. Are you in support of a new Emergency Response & Resiliency Station in Gearhart?  
 YES  NO I need more real cost information
4. Taking into account emergency preparedness, proximity to respond, cost, and other pertinent info presented, **please rank in order 1-3** (1 being the best location) which concept/location you believe would *best serve* the needs of our community:

Concept A: Gearhart Park Station, rank: 3

Concept B: Pacific Way Station (current location), rank: 1

Concept C: High Point Station, rank: 2

5. Please provide detailed feedback on why you ranked the locations as you did and provide any other ideas or feedback you wish to help the process moving forward: \_\_\_\_\_  
I am concerned that planning was done by non-professionals. The expense should be supported by planning/development experts.

6. Regarding funding, are you supportive of a bond?  YES  NO Depends

7. Regarding funding, would you like to see private donations\* to help cover costs?

YES  NO

*\*If Yes, please provide name and contact information for anyone who may be interested, and the City will reach out.*

**Thank you for your feedback! Your opinion is very important to this process.**

**Disclaimer:** The results of this feedback form are for informational purposes only and do not constitute a vote of any kind. This feedback information will be provided to the city council and will result in a summary report available to the public. The city council may then choose to vote on putting a new station on a future ballot for a public vote of citizens, seek more information, or do nothing.

*WJ*  
11/24

1. Are you a registered voter of Gearhart?  YES  NO

2. Do you own property in Gearhart?  YES  NO

3. Are you in support of a new Emergency Response & Resiliency Building in Gearhart?  
 YES  NO

4. Taking into account emergency preparedness, proximity to respond, cost, and other pertinent info presented, **please rank in order 1-3** (1 being the best location) which concept/location you believe would *best serve* the needs of our community:

Location A: Gearhart Park Station, rank: 1

Location B: Pacific Way Station (current location), rank: 3

Location C: High Point Station, rank: 2

5. Please provide detailed feedback on why you ranked the locations as you did and provide any other ideas or feedback you wish to help the process moving forward: I listened

to reasoning and park site is the only one that makes sense. If expansion of the park is done to the west NOTHING will be lost

6. In regard to funding, are you supportive of a bond?  YES  NO

7. In regard to funding, would you like to see private donations\* to help cover costs?

YES

NO

\*If Yes, please provide name and contact information for anyone who may be interested, and the City will reach out.

**Thank you for your feedback! Your opinion is very important to this process.**

**Disclaimer:** The results of this feedback form are for informational purposes only and do not constitute a vote of any kind. This feedback information will be provided to the city council and will result in a summary report available to the public. The city council may then choose to vote on putting a new station on a future ballot for a public vote of citizens, seek more information, or do nothing.

WF (KE)  
4/24

1. Are you a registered voter of Gearhart?  YES  NO
2. Are you own property in Gearhart?  YES  NO
3. Are you in support of a new Emergency Response & Resiliency Station in Gearhart?  
 YES  NO  *Not as proposed.*
4. Taking into account emergency preparedness, proximity to respond, cost, and other pertinent info presented, **please rank in order 1-3** (1 being the best location) which concept/location you believe would *best serve* the needs of our community:

Concept A: Gearhart Park Station, rank: 3

Concept B: Pacific Way Station (current location), rank: 1

Concept C: High Point Station, rank: 2

5. Please provide detailed feedback on why you ranked the locations as you did and provide any other ideas or feedback you wish to help the process moving forward: \_\_\_\_\_

I don't favor ruining the park or ruining the neighborhood across from the golf course with a giant building + 24 hr lighting

6. Regarding funding, are you supportive of a bond? YES  NO  *Depends*
7. Regarding funding, would you like to see private donations\* to help cover costs? YES  NO  *Not for any proposal*

\*If Yes, please provide name and contact information for anyone who may be interested, and the City will reach out.

No idea - start with Murphys + owners on S. Ocean

**Thank you for your feedback! Your opinion is very important to this process.**

**Disclaimer:** The results of this feedback form are for informational purposes only and do not constitute a vote of any kind. This feedback information will be provided to the city council and will result in a summary report available to the public. The city council may then choose to vote on putting a new station on a future ballot for a public vote of citizens, seek more information, or do nothing.

*WFE  
4/24*

1. Are you a registered voter of Gearhart?  YES  NO
2. Do you own property in Gearhart?  YES  NO
3. Are you in support of a new Emergency Response & Resiliency Building in Gearhart?  
 YES  NO
4. Taking into account emergency preparedness, proximity to respond, cost, and other pertinent info presented, **please rank in order 1-3** (1 being the best location) which concept/location you believe would *best serve* the needs of our community:

Location A: Gearhart Park Station, rank: \_\_\_\_\_

Location B: Pacific Way Station (current location), rank: 1

Location C: High Point Station, rank: 2

5. Please provide detailed feedback on why you ranked the locations as you did and provide any other ideas or feedback you wish to help the process moving forward: \_\_\_\_\_

I support a new or updated fire station, but I am opposed to having anything built on the gearhart Park.

6. In regard to funding, are you supportive of a bond?  YES  NO
7. In regard to funding, would you like to see private donations\* to help cover costs?

YES

NO

*\*If Yes, please provide name and contact information for anyone who may be interested, and the City will reach out.*

**Thank you for your feedback! Your opinion is very important to this process.**

**Disclaimer:** The results of this feedback form are for informational purposes only and do not constitute a vote of any kind. This feedback information will be provided to the city council and will result in a summary report available to the public. The city council may then choose to vote on putting a new station on a future ballot for a public vote of citizens, seek more information, or do nothing.

WJ  
4/24

1. Are you a registered voter of Gearhart?  YES NO
2. Do you own property in Gearhart?  YES NO
3. Are you in support of a new Emergency Response & Resiliency Building in Gearhart?  
 YES NO

4. Taking into account emergency preparedness, proximity to respond, cost, and other pertinent info presented, **please rank in order 1-3** (1 being the best location) which concept/location you believe would *best serve* the needs of our community:

Location A: Gearhart Park Station, rank: 1

Location B: Pacific Way Station (current location), rank: 3

Location C: High Point Station, rank: 2

5. Please provide detailed feedback on why you ranked the locations as you did and provide any other ideas or feedback you wish to help the process moving forward: \_\_\_\_\_

*The land is already available and elevation at 50ft. seems acceptable for Gearhart Park location and the cost is less than Highpoint - Although, Highpoint is a close 2nd choice.*

6. In regard to funding, are you supportive of a bond?  YES NO
7. In regard to funding, would you like to see private donations\* to help cover costs?

YES NO *\*If Yes, please provide name and contact information for anyone who may be interested, and the City will reach out.*

**Thank you for your feedback! Your opinion is very important to this process.**

**Disclaimer:** The results of this feedback form are for informational purposes only and do not constitute a vote of any kind. This feedback information will be provided to the city council and will result in a summary report available to the public. The city council may then choose to vote on putting a new station on a future ballot for a public vote of citizens, seek more information, or do nothing.

*Rec'd 4/2  
man, w/f (K) 4/30*

1. Are you a registered voter of Gearhart?  YES NO
2. Do you own property in Gearhart?  YES NO
3. Are you in support of a new Emergency Response & Resiliency Building in Gearhart?  
 YES NO
4. Taking into account emergency preparedness, proximity to respond, cost, and other pertinent info presented, **please rank in order 1-3** (1 being the best location) which concept/location you believe would *best serve* the needs of our community:

Location A: Gearhart Park Station, rank: 1

Location B: Pacific Way Station (current location), rank: 3

Location C: High Point Station, rank: 2

5. Please provide detailed feedback on why you ranked the locations as you did and provide any other ideas or feedback you wish to help the process moving forward: \_\_\_\_\_

*The land is already available and elevation at 50ft. seems acceptable for Gearhart Park location and the cost is less than Highpoint - Although, Highpoint is a close 2nd choice.*

6. In regard to funding, are you supportive of a bond?  YES NO
7. In regard to funding, would you like to see private donations\* to help cover costs?

YES

NO

\*If Yes, please provide name and contact information for anyone who may be interested, and the City will reach out.

**Thank you for your feedback! Your opinion is very important to this process.**

**Disclaimer:** The results of this feedback form are for informational purposes only and do not constitute a vote of any kind. This feedback information will be provided to the city council and will result in a summary report available to the public. The city council may then choose to vote on putting a new station on a future ballot for a public vote of citizens, seek more information, or do nothing.

*Rec'd 4/2  
man, w/f (K) 4/30*

PHYSICAL ADDRESS: \_\_\_\_\_

EMAIL: \_\_\_\_\_ BEST PHONE# \_\_\_\_\_

- 1. Are you a registered voter of Gearhart? YES NO
- 2. Do you own property in Gearhart? YES NO
- 3. Are you in support of a new Emergency Response & Resiliency Building in Gearhart?  
YES NO
- 4. Taking into account emergency preparedness, proximity to respond, cost, and other pertinent info presented, **please rank in order 1-3** (1 being the best location) which concept/location you believe would *best serve* the needs of our community:

Location A: Gearhart Park Station, rank: \_\_\_\_\_

Location B: Pacific Way Station (current location), rank: \_\_\_\_\_

Location C: High Point Station, rank: \_\_\_\_\_

- 5. Please provide detailed feedback on why you ranked the locations as you did and provide any other ideas or feedback you wish to help the process moving forward: \_\_\_\_\_

*No need. Unnecessary expense accomplishing*

- 6. In regard to funding, are you supportive of a bond? YES NO
- 7. In regard to funding, would you like to see private donations\* to help cover costs?

YES NO *\*If Yes, please provide name and contact information for anyone who may be interested, and the City will reach out.*

**Thank you for your feedback! Your opinion is very important to this process.**

**Disclaimer:** The results of this feedback form are for informational purposes only and do not constitute a vote of any kind. This feedback information will be provided to the city council and will result in a summary report available to the public. The city council may then choose to vote on putting a new station on a future ballot for a public vote of citizens, seek more information, or do nothing.

*MF* *11/25*

V EMAIL: \_\_\_\_\_ BEST PHONE# \_\_\_\_\_

- 1. Are you a registered voter of Gearhart? YES NO
- 2. Do you own property in Gearhart? YES NO
- 3. Are you in support of a new Emergency Response & Resiliency Building in Gearhart?  
YES NO
- 4. Taking into account emergency preparedness, proximity to respond, cost, and other pertinent info presented, **please rank in order 1-3** (1 being the best location) which concept/location you believe would *best serve* the needs of our community:

Location A: Gearhart Park Station, rank: \_\_\_\_\_

Location B: Pacific Way Station (current location), rank: \_\_\_\_\_

Location C: High Point Station, rank: \_\_\_\_\_

- 5. Please provide detailed feedback on why you ranked the locations as you did and provide any other ideas or feedback you wish to help the process moving forward: \_\_\_\_\_

*No need. Unnecessary expense accomplishing.*

- 6. In regard to funding, are you supportive of a bond? YES NO
- 7. In regard to funding, would you like to see private donations\* to help cover costs?

YES

NO

*\*If Yes, please provide name and contact information for anyone who may be interested, and the City will reach out.*

**Thank you for your feedback! Your opinion is very important to this process.**

**Disclaimer:** The results of this feedback form are for informational purposes only and do not constitute a vote of any kind. This feedback information will be provided to the city council and will result in a summary report available to the public. The city council may then choose to vote on putting a new station on a future ballot for a public vote of citizens, seek more information, or do nothing.

*WJ* 



1. Are you a registered voter of Gearhart?  YES NO (We will be doing that soon, (registering to vote here))
2. Do you own property in Gearhart?  YES NO
3. Are you in support of a new Emergency Response & Resiliency Building in Gearhart?  YES NO

4. Taking into account emergency preparedness, proximity to respond, cost, and other pertinent info presented, **please rank in order 1-3** (1 being the best location) which concept/location you believe would *best serve* the needs of our community:

Location A: Gearhart Park Station, rank: 3

Location B: Pacific Way Station (current location), rank: 2

Location C: High Point Station, rank: 1

5. Please provide detailed feedback on why you ranked the locations as you did and provide any other ideas or feedback you wish to help the process moving forward: \_\_\_\_\_

High Point has a greater chance of survival  
& Gearhart Park doesn't offer that assurance.

6. In regard to funding, are you supportive of a bond?  YES NO

7. In regard to funding, would you like to see private donations\* to help cover costs?

YES  NO \*If Yes, please provide name and contact information for anyone who may be interested, and the City will reach out.

**Thank you for your feedback! Your opinion is very important to this process.**  
**Disclaimer:** The results of this feedback form are for informational purposes only and do not constitute a vote of any kind. This feedback information will be provided to the city council and will result in a summary report available to the public. The city council may then choose to vote on putting a new station on a future ballot for a public vote of citizens, seek more information, or do nothing.

WF  
 11/24

1. Are you a registered voter of Gearhart?  YES NO (We will be doing that soon, (registering to vote here?))
2. Do you own property in Gearhart?  YES NO
3. Are you in support of a new Emergency Response & Resiliency Building in Gearhart?  YES NO

4. Taking into account emergency preparedness, proximity to respond, cost, and other pertinent info presented, **please rank in order 1-3** (1 being the best location) which concept/location you believe would *best serve* the needs of our community:

Location A: Gearhart Park Station, rank: 3

Location B: Pacific Way Station (current location), rank: 2

Location C: High Point Station, rank: 1

5. Please provide detailed feedback on why you ranked the locations as you did and provide any other ideas or feedback you wish to help the process moving forward: \_\_\_\_\_  
High Point has a greater chance of survival  
& Gearhart Park doesn't offer that assurance

6. In regard to funding, are you supportive of a bond?  YES NO

7. In regard to funding, would you like to see private donations\* to help cover costs?

YES  NO \*If Yes, please provide name and contact information for anyone who may be interested, and the City will reach out.

**Thank you for your feedback! Your opinion is very important to this process.**

**Disclaimer:** The results of this feedback form are for informational purposes only and do not constitute a vote of any kind. This feedback information will be provided to the city council and will result in a summary report available to the public. The city council may then choose to vote on putting a new station on a future ballot for a public vote of citizens, seek more information, or do nothing.

MF  
12/11

EMAIL: \_\_\_\_\_

1. Are you a registered voter of Gearhart?  YES  NO
2. Do you own property in Gearhart? YES  NO (folks)
3. Are you in support of a new Emergency Response & Resiliency Building in Gearhart?  
 YES  NO
4. Taking into account emergency preparedness, proximity to respond, cost, and other pertinent info presented, **please rank in order 1-3** (1 being the best location) which concept/location you believe would *best serve* the needs of our community:

Location A: Gearhart Park Station, rank: 2

Location B: Pacific Way Station (current location), rank: 3

Location C: High Point Station, rank: 1

5. Please provide detailed feedback on why you ranked the locations as you did and provide any other ideas or feedback you wish to help the process moving forward: \_\_\_\_\_

Location C ~~is the best~~ makes more sense for safety

6. In regard to funding, are you supportive of a bond?  YES  NO

7. In regard to funding, would you like to see private donations\* to help cover costs?

YES

NO

*\*If Yes, please provide name and contact information for anyone who may be interested, and the City will reach out.*

**Thank you for your feedback! Your opinion is very important to this process.**

**Disclaimer:** The results of this feedback form are for informational purposes only and do not constitute a vote of any kind. This feedback information will be provided to the city council and will result in a summary report available to the public. The city council may then choose to vote on putting a new station on a future ballot for a public vote of citizens, seek more information, or do nothing.

WF  
4/17

1. Are you a registered voter of Gearhart?  YES NO
2. Are you own property in Gearhart?  YES NO
3. Are you in support of a new Emergency Response & Resiliency Station in Gearhart?  
 YES NO *just NO*
4. Taking into account emergency preparedness, proximity to respond, cost, and other pertinent info presented, **please rank in order 1-3** (1 being the best location) which concept/location you believe would *best serve* the needs of our community:

Concept A: Gearhart Park Station, rank: 3

Concept B: Pacific Way Station (current location), rank: 2

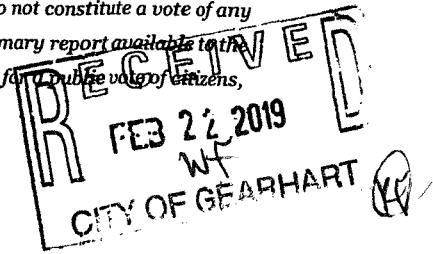
Concept C: High Point Station, rank: 1

5. Please provide detailed feedback on why you ranked the locations as you did and provide any other ideas or feedback you wish to help the process moving forward: \_\_\_\_\_  
*PENHAPS - THERE COULD BE MORE THAN ONE EMERGENCY RESPONSE VEHICLES - I.E KEEP THE CURRENT LOCATION BUT ADD ANOTHER ON HIGHER GROUND NOT THE PARK!*
6. Regarding funding, are you supportive of a bond?  YES NO

7. Regarding funding, would you like to see private donations\* to help cover costs?  
 YES NO
- \*If Yes, please provide name and contact information for anyone who may be interested, and the City will reach out.
- GRATIS!

**Thank you for your feedback! Your opinion is very important to this process.**

**Disclaimer:** The results of this feedback form are for informational purposes only and do not constitute a vote of any kind. This feedback information will be provided to the city council and will result in a summary report available to the public. The city council may then choose to vote on putting a new station on a future ballot for a public vote of citizens, seek more information, or do nothing.



1. Are you a registered voter of Gearhart?  YES NO
2. Are you own property in Gearhart?  YES NO
3. Are you in support of a new Emergency Response & Resiliency Station in Gearhart?  
 YES NO
4. Taking into account emergency preparedness, proximity to respond, cost, and other pertinent info presented, **please rank in order 1-3** (1 being the best location) which concept/location you believe would *best serve* the needs of our community:

Concept A: Gearhart Park Station, rank: 3

Concept B: Pacific Way Station (current location), rank: 2

Concept C: High Point Station, rank: 1

5. Please provide detailed feedback on why you ranked the locations as you did and provide any other ideas or feedback you wish to help the process moving forward: \_\_\_\_\_  
None for the park area  
None enough room

6. Regarding funding, are you supportive of a bond?  YES NO
7. Regarding funding, would you like to see private donations\* to help cover costs?  
 YES NO  
\*If Yes, please provide name and contact information for anyone who may be interested, and the City will reach out.

**Thank you for your feedback! Your opinion is very important to this process.**  
**Disclaimer:** The results of this feedback form are for informational purposes only and do not constitute a vote of any kind. This feedback information will be provided to the city council and will result in a summary report available to the public. The city council may then choose to vote on putting a new station on a future ballot for a public vote of citizens, seek more information, or do nothing.

WJ  
 (10)  
 2/22

- 
1. Are you a registered voter of Gearhart?  YES NO
  2. Are you own property in Gearhart?  YES NO
  3. Are you in support of a new Emergency Response & Resiliency Station in Gearhart?  
YES  NO
  4. Taking into account emergency preparedness, proximity to respond, cost, and other pertinent info presented, **please rank in order 1-3** (1 being the best location) which concept/location you believe would *best serve* the needs of our community:

Concept A: Gearhart Park Station, rank: 3

Concept B: Pacific Way Station (current location), rank: 1

Concept C: High Point Station, rank: 2

5. Please provide detailed feedback on why you ranked the locations as you did and provide any other ideas or feedback you wish to help the process moving forward: \_\_\_\_\_

UPDATE CURRENT LOCATION

---

---

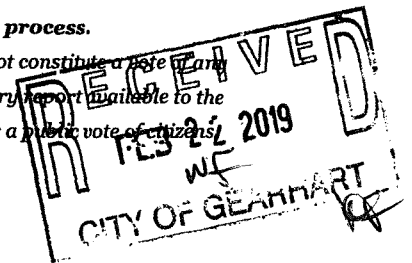
6. Regarding funding, are you supportive of a bond? YES  NO
7. Regarding funding, would you like to see private donations\* to help cover costs?  
YES  NO

\*If Yes, please provide name and contact information for anyone who may be interested, and the City will reach out.

---

**Thank you for your feedback! Your opinion is very important to this process.**

**Disclaimer:** The results of this feedback form are for informational purposes only and do not constitute a ~~final~~ <sup>final</sup> kind. This feedback information will be provided to the city council and will result in a summary report available to the public. The city council may then choose to vote on putting a new station on a future ballot for a public vote of citizens, seek more information, or do nothing.



1. Are you a registered voter of Gearhart?  YES NO
2. Are you own property in Gearhart?  YES NO
3. Are you in support of a new Emergency Response & Resiliency Station in Gearhart?  
 YES NO

4. Taking into account emergency preparedness, proximity to respond, cost, and other pertinent info presented, **please rank in order 1-3** (1 being the best location) which concept/location you believe would *best serve* the needs of our community:

~~Concept A: Gearhart Park Station, rank: no way~~

Concept B: Pacific Way Station (current location), rank: #2

Concept C: High Point Station, rank: #1 — per email 2/22/19

5. Please provide detailed feedback on why you ranked the locations as you did and provide any other ideas or feedback you wish to help the process moving forward: \_\_\_\_\_

I support any location other than Gearhart Park - I do NOT want to lose this great place

6. Regarding funding, are you supportive of a bond?  YES NO

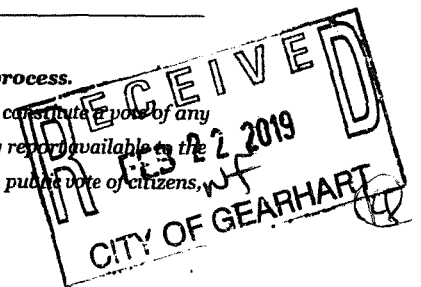
7. Regarding funding, would you like to see private donations\* to help cover costs?

YES NO

*\*If Yes, please provide name and contact information for anyone who may be interested, and the City will reach out.*

**Thank you for your feedback! Your opinion is very important to this process.**

**Disclaimer:** The results of this feedback form are for informational purposes only and do not constitute a vote of any kind. This feedback information will be provided to the city council and will result in a summary report available to the public. The city council may then choose to vote on putting a new station on a future ballot for a public vote of citizens, seek more information, or do nothing.



1. Are you a registered voter of Gearhart?  YES NO
2. Are you own property in Gearhart?  YES NO
3. Are you in support of a new Emergency Response & Resiliency Station in Gearhart?  
 YES NO

4. Taking into account emergency preparedness, proximity to respond, cost, and other pertinent info presented, **please rank in order 1-3** (1 being the best location) which concept/location you believe would *best serve* the needs of our community:

Concept A: Gearhart Park Station, rank: NO!

Concept B: Pacific Way Station (current location), rank: 2

Concept C: High Point Station, rank: 1

5. Please provide detailed feedback on why you ranked the locations as you did and provide any other ideas or feedback you wish to help the process moving forward: \_\_\_\_\_

Basically - Higher ground / elevation I guess you would say -  
Then of course - The original plan - the Park area & the  
cost -

6. Regarding funding, are you supportive of a bond?  YES NO

7. Regarding funding, would you like to see private donations\* to help cover costs?  
 YES NO


*\*If Yes, please provide name and contact information for anyone who may be interested, and the City will reach out.*

Possibly -

me

**Thank you for your feedback! Your opinion is very important to this process.**

**Disclaimer:** The results of this feedback form are for informational purposes only and do not constitute a vote of any kind. This feedback information will be provided to the city council and will result in a summary report available to the public. The city council may then choose to vote on putting a new station on a future ballot for a public vote of citizens; seek more information, or do nothing.





Are you a registered voter of Gearhart? Yes

Do you own property in Gearhart? Yes

Are you in support of a new Emergency Response & Resiliency Building in Gearhart? Yes

Which location would you rank as your #1 choice: Concept C: High Point Station

Which location would you rank as your #2 choice: Concept A: Gearhart Park Station

Which location would you rank as your #3 choice: Concept B: Pacific Way Station (Current Location)

Feedback and additional info? I THOUGHT THAT WAS THE BEST TOWN HALL EVER! WHAT A COOL CITY ADMINISTRATOR WE HAVE!

Regarding funding, are you supportive of a bond? Yes

Regarding funding, would you like to see private donations to help cover costs? Yes

Donation contact info: TEST

The results of this submission may be viewed at:

<https://www.cityofgearhart.com/node/3741/submission/4861>

Are you a registered voter of Gearhart? Yes

Do you own property in Gearhart? Yes

Are you in support of a new Emergency Response & Resiliency Building in Gearhart? Yes

Which location would you rank as your #1 choice: Concept B: Pacific Way Station (Current Location)

Which location would you rank as your #2 choice: Concept C: High Point Station

Which location would you rank as your #3 choice: Concept A: Gearhart Park Station

Feedback and additional info? Support station update and importance of funding to create better

Regarding funding, are you supportive of a bond? Yes

Regarding funding, would you like to see private donations to help cover costs? Yes

Donation contact info:

The results of this submission may be viewed at:

<https://www.cityofgearhart.com/node/3741/submission/5731>

Are you a registered voter of Gearhart? Yes

Do you own property in Gearhart? Yes

Are you in support of a new Emergency Response & Resiliency Building in Gearhart? Yes

Which location would you rank as your #1 choice: Concept B: Pacific Way Station (Current Location)

Which location would you rank as your #2 choice: Concept C: High Point Station

Which location would you rank as your #3 choice: Concept A: Gearhart Park Station

Feedback and additional info? Support station update and importance of funding to create better

Regarding funding, are you supportive of a bond? Yes

Regarding funding, would you like to see private donations to help cover costs? Yes

Donation contact info:

The results of this submission may be viewed at:

<https://www.cityofgearhart.com/node/3741/submission/5741>



-----  
Are you a registered voter of Gearhart? Yes

Do you own property in Gearhart? Yes

Are you in support of a new Emergency Response & Resiliency Building in Gearhart? Yes

Which location would you rank as your #1 choice: Concept C: High Point Station

Which location would you rank as your #2 choice: Concept A: Gearhart Park Station

Which location would you rank as your #3 choice: Concept B: Pacific Way Station (Current Location)

Feedback and additional info?

Given the choices, these are my rankings. Truth be told, I'd prefer the emergency response facility be de-centralized to more than one location: Site A for some, Site B for some, Site C for some.

Regarding funding, are you supportive of a bond? Yes

Regarding funding, would you like to see private donations to help cover costs? Yes

Donation contact info: Please consider selling named bricks to pave a fire hall courtyard like city of Portland does with Pioneer Court House Square. This fund raiser could be resurrected every few years for additional funds, just plan a design for more future courtyard!

The results of this submission may be viewed at:

<https://www.cityofgearhart.com/node/3741/submission/4871>

-----  
Are you a registered voter of Gearhart? Yes

Do you own property in Gearhart? Yes

Are you in support of a new Emergency Response & Resiliency Building in Gearhart? Yes

Which location would you rank as your #1 choice: Concept A: Gearhart Park Station

Which location would you rank as your #2 choice: Concept C: High Point Station

Which location would you rank as your #3 choice: Concept B: Pacific Way Station (Current Location)

Feedback and additional info? Gearhart Park location is most central, is elevated and already owned by city. Easy to build on. Highpoint station is elevated but smaller, privately owned and in residential setting. Pacific Way Station would be fine but it is too low in elevation.

Regarding funding, are you supportive of a bond? Yes

Regarding funding, would you like to see private donations to help cover costs? Yes

Donation contact info:

The results of this submission may be viewed at:

<https://www.cityofgearhart.com/node/3741/submission/4921>

Are you a registered voter of Gearhart? Yes

Do you own property in Gearhart? Yes

Are you in support of a new Emergency Response & Resiliency Building in Gearhart? Yes

Which location would you rank as your #1 choice: Concept A: Gearhart Park Station

Which location would you rank as your #2 choice: Concept C: High Point Station

Which location would you rank as your #3 choice: Concept B: Pacific Way Station (Current Location)

Feedback and additional info? what happens to the existing house on the high point station?

Regarding funding, are you supportive of a bond? Yes

Regarding funding, would you like to see private donations to help cover costs? Yes

Donation contact info:

The results of this submission may be viewed at:

<https://www.cityofgearhart.com/node/3741/submission/4911>

Are you a registered voter of Gearhart? Yes

Do you own property in Gearhart? Yes

Are you in support of a new Emergency Response & Resiliency Building in Gearhart? Yes

Which location would you rank as your #1 choice: Concept C: High Point Station

Which location would you rank as your #2 choice: Concept B: Pacific Way Station (Current Location)

Which location would you rank as your #3 choice: Concept A: Gearhart Park Station

Feedback and additional info? Not the park please

Regarding funding, are you supportive of a bond? Yes

Regarding funding, would you like to see private donations to help cover costs? Yes

Donation contact info:

The results of this submission may be viewed at:

<https://www.cityofgearhart.com/node/3741/submission/4901>

Best of 10/10/2020

Are you a registered voter of Gearhart? Yes

Do you own property in Gearhart? Yes

Are you in support of a new Emergency Response & Resiliency Building in Gearhart? Yes

Which location would you rank as your #1 choice: Concept B: Pacific Way Station (Current Location)

Which location would you rank as your #2 choice: Concept C: High Point Station

Which location would you rank as your #3 choice: Concept A: Gearhart Park Station

Feedback and additional info? I live on the east side of 101. I'm not sure if any location move would be any more beneficial to my location.

Regarding funding, are you supportive of a bond? Yes

Regarding funding, would you like to see private donations to help cover costs? No

Donation contact info:

The results of this submission may be viewed at:

<https://www.cityofgearhart.com/node/3741/submission/4891>



Best Phone:

Are you a registered voter of Gearhart? Yes

Do you own property in Gearhart? Yes

Are you in support of a new Emergency Response & Resiliency Building in Gearhart? No

Which location would you rank as your #1 choice: Concept B: Pacific Way Station (Current Location)

Which location would you rank as your #2 choice: Concept B: Pacific Way Station (Current Location)

Which location would you rank as your #3 choice: Concept B: Pacific Way Station (Current Location)

Feedback and additional info? Fortresses are monuments to mans' folly. The idea that centralizing resources will help improve survivability for residents is laughable. Look at what has happened in every recent major disaster. Rescue workers can't get to the people needing help. Look at what goes on in refugee situations when resources are centralized. It's not good. This money would be far better spent equipping as many homes as possible with survival supplies.

Regarding funding, are you supportive of a bond? No

Regarding funding, would you like to see private donations to help cover costs? No

Donation contact info:

The results of this submission may be viewed at:

<https://www.cityofgearhart.com/node/3741/submission/4941>

Are you a registered voter of Gearhart? Yes

Do you own property in Gearhart? Yes

Are you in support of a new Emergency Response & Resiliency Building in Gearhart? Yes

Which location would you rank as your #1 choice: Concept A: Gearhart Park Station

Which location would you rank as your #2 choice: Concept C: High Point Station

Which location would you rank as your #3 choice: Concept B: Pacific Way Station (Current Location)

Feedback and additional info? None for now.

Regarding funding, are you supportive of a bond? Yes

Regarding funding, would you like to see private donations to help cover costs? No

Donation contact info:

The results of this submission may be viewed at:

<https://www.cityofgearhart.com/node/3741/submission/4951>

Are you a registered voter of Gearhart? Yes

Do you own property in Gearhart? Yes

Are you in support of a new Emergency Response & Resiliency Building in Gearhart? Yes

Which location would you rank as your #1 choice: Concept C: High Point Station

Which location would you rank as your #2 choice: Concept A: Gearhart Park Station

Which location would you rank as your #3 choice: Concept B: Pacific Way Station (Current Location)

Feedback and additional info?

1. High Point is the only choice that I strongly and enthusiastically support. High Point makes the most sense as it is highest suitable location to relocate the fire station and would be most resilient in the event of a local earthquake and tsunami.
  2. I strongly agree with the "NO on the Park" contingent that the Lesley Miller Dunes Meadow Park must not be used for the fire station. I was re-reading the pertinent sections in the Gearhart Remembered book; Lesley Miller's vision and work on behalf of Gearhart should be honored and respected now and into the future. It is clear that the deed restriction prohibits any building on the park property. It would be a dishonor to her memory and work on behalf of our community to change the usage even if it was permitted by the county. We should not do this.
  3. The present location on Pacific Way is a non-starter. There is no benefit in investing in a location that will be inundated in a tsunami event. DOGAMI should not authorize an exception when we have other better and higher locations available.
  4. Locating the fire station at High Point places it in the best location for resiliency since that location is already the recommended assembly area for a large portion of Gearhart. People would be gathering in the very place that would have supplies and help available after a natural disaster.
  5. High Point is best even though the cost is estimated to be more than the Park location because I feel that it is worth the investment for the future of our community. The safety and future of our families are worth the investment.
  6. High Point is best because the cost would be the same as rebuilding at the present Pacific Way location which in my mind makes High Point an investment we should be willing to bear for our community's future.
  7. High Point is best because no DOGAMI exception will be necessary.
  8. High Point is best because it is already located where we often have the highest density of visitors in and around the condos.
  9. High Point is best because it doesn't alter the character of Gearhart.
  10. High Point is best because it can be easily accessed from two directions and from across the golf course if necessary.
  11. I would not support rebuilding in the present Pacific Way location.
  12. I am reluctant to support building at the park. I would have to really feel that there is no other alternative that the community would support. If the consensus is to locate at the park, I would ask that the city defer putting it on the ballot.
- Regarding funding, are you supportive of a bond? Yes
- Regarding funding, would you like to see private donations to help cover costs? Yes
- Donation contact info:

The results of this submission may be viewed at:

<https://www.cityofgearhart.com/node/3741/submission/5081>

-----  
Are you a registered voter of Gearhart? Yes

Do you own property in Gearhart? Yes

Are you in support of a new Emergency Response & Resiliency Building in Gearhart? Yes

Which location would you rank as your #1 choice: Concept C: High Point Station

Which location would you rank as your #2 choice: Concept B: Pacific Way Station (Current Location)

Which location would you rank as your #3 choice: Concept A: Gearhart Park Station

Feedback and additional info? Don't move west!

Regarding funding, are you supportive of a bond? Yes

Regarding funding, would you like to see private donations to help cover costs? No

Donation contact info:

The results of this submission may be viewed at:

<https://www.cityofgearhart.com/node/3741/submission/5141>

Are you a registered voter of Gearhart? Yes

Do you own property in Gearhart? Yes

Are you in support of a new Emergency Response & Resiliency Building in Gearhart? Yes

Which location would you rank as your #1 choice: Concept A: Gearhart Park Station

Which location would you rank as your #2 choice: Concept C: High Point Station

Which location would you rank as your #3 choice: Concept B: Pacific Way Station (Current Location)

Feedback and additional info? CITY GOVERNMENTS SHOULD ALLOW PRIVATE FUNDS TO BE DONATED NO MATTER WHAT THE FUNDING MECHANISM IS. COST IS HIGHER AT HIGH POINT. CURRENT LOCATION DOES NOT SOLVE OTHER ISSUES. PARK IS A GREAT LOCATION BUT DOUBT CITIZENS WOULD EVER FUND A STATION THERE (KINDA LIKE GATED COMMUNITIES).

Regarding funding, are you supportive of a bond? Yes

Regarding funding, would you like to see private donations to help cover costs? Yes

Donation contact info:

The results of this submission may be viewed at:

<https://www.cityofgearhart.com/node/3741/submission/5161>

Are you a registered voter of Gearhart? Yes

Do you own property in Gearhart? Yes

Are you in support of a new Emergency Response & Resiliency Building in Gearhart? Yes

Which location would you rank as your #1 choice: Concept B: Pacific Way Station (Current Location)

Which location would you rank as your #2 choice: Concept C: High Point Station

Which location would you rank as your #3 choice: Concept C: High Point Station

Feedback and additional info? I support a new fire station but do NOT support building the fire station in Gearhart Park. The park is a treasure of this City and should remain a park for all community members and visitors to enjoy. Build the fire station in the current location.

Regarding funding, are you supportive of a bond? Yes

Regarding funding, would you like to see private donations to help cover costs? No

Donation contact info:

The results of this submission may be viewed at:

<https://www.cityofgearhart.com/node/3741/submission/5201>

Are you a registered voter of Gearhart? Yes

Do you own property in Gearhart? Yes

Are you in support of a new Emergency Response & Resiliency Building in Gearhart? No

Which location would you rank as your #1 choice: Concept B: Pacific Way Station (Current Location)

Which location would you rank as your #2 choice: Concept C: High Point Station

Which location would you rank as your #3 choice: Concept A: Gearhart Park Station

Feedback and additional info? Absolutely not in the park! Just how will the view to the ocean be sitting on the bench at the bottom of the dune? I am angry enough as it is that you would even contemplate taking the only public park we have and destroying it. It's confusing that you appear to be catering to the rich along the golf course and dunes rather than the entire population, so put your new station in their backyard. Placing this 'new' station should be done without taking the park and/or the public parking along it.

Regarding funding, are you supportive of a bond? No

Regarding funding, would you like to see private donations to help cover costs? Yes

Donation contact info: Just last election cycle we had to take on a huge bond for the new school complex. Homeowners can not continue to pay for everything. If you want to pass a tax/bond to pay for this everyone needs to pay it, not just homeowners!

The results of this submission may be viewed at:

<https://www.cityofgearhart.com/node/3741/submission/5271>

Are you a registered voter of Gearhart? Yes

Do you own property in Gearhart? Yes

Are you in support of a new Emergency Response & Resiliency Building in Gearhart? Yes

Which location would you rank as your #1 choice: Concept C: High Point Station

Which location would you rank as your #2 choice: Concept A: Gearhart Park Station

Which location would you rank as your #3 choice: Concept B: Pacific Way Station (Current Location)

Feedback and additional info? none, the presentation materials are well done

Regarding funding, are you supportive of a bond? Yes

Regarding funding, would you like to see private donations to help cover costs? Yes

Donation contact info:

The results of this submission may be viewed at:

<https://www.cityofgearhart.com/node/3741/submission/5311>



-----  
Are you a registered voter of Gearhart? Yes

Do you own property in Gearhart? Yes

Are you in support of a new Emergency Response & Resiliency Building in Gearhart? Yes

Which location would you rank as your #1 choice: Concept C: High Point Station

Which location would you rank as your #2 choice: Concept A: Gearhart Park Station

Which location would you rank as your #3 choice: Concept B: Pacific Way Station (Current Location)

Feedback and additional info? I like the higher elevation of concept C

Regarding funding, are you supportive of a bond? Yes

Regarding funding, would you like to see private donations to help cover costs? Yes

Donation contact info:

The results of this submission may be viewed at:

<https://www.cityofgearhart.com/node/3741/submission/5321>

Best Choice:

Are you a registered voter of Gearhart? Yes

Do you own property in Gearhart? Yes

Are you in support of a new Emergency Response & Resiliency Building in Gearhart? Yes

Which location would you rank as your #1 choice: Concept C: High Point Station

Which location would you rank as your #2 choice: Concept B: Pacific Way Station (Current Location)

Which location would you rank as your #3 choice: Concept A: Gearhart Park Station

Feedback and additional info? I use the park with my dog at least 5 times a week and do not want this donated open space to be used for anything else than what it was donated for. Therefore concept C, is the best choice as it is high enough and on stable ground.

Regarding funding, are you supportive of a bond? Yes

Regarding funding, would you like to see private donations to help cover costs? Yes

Donation contact info:

The results of this submission may be viewed at:

<https://www.cityofgearhart.com/node/3741/submission/5361>

Are you a registered voter of Gearhart? Yes

Do you own property in Gearhart? Yes

Are you in support of a new Emergency Response & Resiliency Building in Gearhart? Yes

Which location would you rank as your #1 choice: Concept C: High Point Station

Which location would you rank as your #2 choice: Concept A: Gearhart Park Station

Which location would you rank as your #3 choice: Concept B: Pacific Way Station (Current Location)

Feedback and additional info? I am entering my questionnaire first because I have a feeling when I go to enter the .pdf surveys, I will be told a survey for this IP was already submitted. (Unless the setting to avoid duplicates was turned off when the webform was created.)

Regarding funding, are you supportive of a bond? Yes

Regarding funding, would you like to see private donations to help cover costs? Yes

Donation contact info:

The results of this submission may be viewed at:

<https://www.cityofgearhart.com/node/3741/submission/5391>

Are you a registered voter of Gearhart? Yes

Do you own property in Gearhart? Yes

Are you in support of a new Emergency Response & Resiliency Building in Gearhart? Yes

Which location would you rank as your #1 choice: Concept C: High Point Station

Which location would you rank as your #2 choice: Concept A: Gearhart Park Station

Which location would you rank as your #3 choice: Concept B: Pacific Way Station (Current Location)

Feedback and additional info? High Point station has the highest elevation and would therefore be the safest place to be in a disaster. The facility can hold emergency supplies and shelter displaced people.

Regarding funding, are you supportive of a bond? Yes

Regarding funding, would you like to see private donations to help cover costs? Yes

Donation contact info:

The results of this submission may be viewed at:

<https://www.cityofgearhart.com/node/3741/submission/5661>

Are you a registered voter of Gearhart? Yes

Do you own property in Gearhart? ~~Yes~~

not per County

Are you in support of a new Emergency Response & Resiliency Building in Gearhart? Yes

Which location would you rank as your #1 choice: Concept C: High Point Station

Which location would you rank as your #2 choice: Concept A: Gearhart Park Station

Which location would you rank as your #3 choice: Concept C: High Point Station

Feedback and additional info? I do wish that a location further inland had been an option.

Regarding funding, are you supportive of a bond? Yes

Regarding funding, would you like to see private donations to help cover costs? No

Donation contact info:

Would you like to stay updated via email on the new station and other important city issues? Yes ✓

The results of this submission may be viewed at:

<https://www.cityofgearhart.com/node/3741/submission/9801>

Are you a registered voter of Gearhart? Yes

Do you own property in Gearhart? Yes

Are you in support of a new Emergency Response & Resiliency Building in Gearhart? No

Which location would you rank as your #1 choice: Concept C: High Point Station

Which location would you rank as your #2 choice: Concept B: Pacific Way Station (Current Location)

Which location would you rank as your #3 choice: Concept A: Gearhart Park Station

Feedback and additional info? There is not enough new growth to support spending money on another station. The location and facility we have are sufficient.

Regarding funding, are you supportive of a bond? No

Regarding funding, would you like to see private donations to help cover costs? Yes

Donation contact info:

The results of this submission may be viewed at:

<https://www.cityofgearhart.com/node/3741/submission/5781>

-----  
Are you a registered voter of Gearhart? Yes

Do you own property in Gearhart? Yes

Are you in support of a new Emergency Response & Resiliency Building in Gearhart? No

Which location would you rank as your #1 choice: Concept C: High Point Station

Which location would you rank as your #2 choice: Concept B: Pacific Way Station (Current Location)

Which location would you rank as your #3 choice: Concept A: Gearhart Park Station

Feedback and additional info? no need for another new station -- old one is serving it's purpose well and in a good location.

Regarding funding, are you supportive of a bond? No

Regarding funding, would you like to see private donations to help cover costs? Yes

Donation contact info:

The results of this submission may be viewed at:

<https://www.cityofgearhart.com/node/3741/submission/5791>

Are you a registered voter of Gearhart? Yes

Do you own property in Gearhart? Yes

Are you in support of a new Emergency Response & Resiliency Building in Gearhart? No

Which location would you rank as your #1 choice: Concept B: Pacific Way Station (Current Location)

Which location would you rank as your #2 choice: Concept A: Gearhart Park Station

Which location would you rank as your #3 choice: Concept C: High Point Station

Feedback and additional info?

How about we add street lights along Hwy 101 & Bailey Ln or Sandy Ridge where kids are waiting for the bus.

Could a right turn lane be added to Pacific Way turning South onto Hwy 101?

Regarding funding, are you supportive of a bond? No

Regarding funding, would you like to see private donations to help cover costs? Yes

Donation contact info:

Would you like to stay updated via email on the new station and other important city issues? Yes

The results of this submission may be viewed at:

<https://www.cityofgearhart.com/node/3741/submission/5891>



Are you a registered voter of Gearhart? Yes

Do you own property in Gearhart? Yes

Are you in support of a new Emergency Response & Resiliency Building in Gearhart? Yes

Which location would you rank as your #1 choice: Concept C: High Point Station

Which location would you rank as your #2 choice: Concept B: Pacific Way Station (Current Location)

Which location would you rank as your #3 choice: Concept A: Gearhart Park Station

Feedback and additional info? It seems the High Point location is best suited. Also, we use the park regularly.

Regarding funding, are you supportive of a bond? Yes

Regarding funding, would you like to see private donations to help cover costs? Yes

Donation contact info:

The results of this submission may be viewed at:

<https://www.cityofgearhart.com/node/3741/submission/5871>

2021-10-01 09:00:00

Are you a registered voter of Gearhart? Yes

Do you own property in Gearhart? Yes

Are you in support of a new Emergency Response & Resiliency Building in Gearhart? Yes

Which location would you rank as your #1 choice: Concept B: Pacific Way Station (Current Location)

Which location would you rank as your #2 choice: Concept C: High Point Station

Which location would you rank as your #3 choice: Concept A: Gearhart Park Station

Feedback and additional info? I absolutely do not want to see any new construction on Gearhart Park. I understand that building the station at High Point will be expensive, which is why i made it my second choice. I've heard the argument that the station can't remain where it is, and I do not agree with it.

Regarding funding, are you supportive of a bond? Yes

Regarding funding, would you like to see private donations to help cover costs? Yes

Donation contact info:

Would you like to stay updated via email on the new station and other important city issues? Yes ✓

The results of this submission may be viewed at:

<https://www.cityofgearhart.com/node/3741/submission/6131>

Best Choice.

Are you a registered voter of Gearhart? Yes

Do you own property in Gearhart? Yes

Are you in support of a new Emergency Response & Resiliency Building in Gearhart? No

Which location would you rank as your #1 choice: Concept C: High Point Station

Which location would you rank as your #2 choice: Concept B: Pacific Way Station (Current Location)

Which location would you rank as your #3 choice: Concept B: Pacific Way Station (Current Location) ~

Feedback and additional info? I am against the station at the park site for many reasons and would never accept that location. If a new building is built, it should be totally out of the induction zone. And, although I appreciate the need for an updated station, I will not be able to afford the increase in my taxes with the options presented.

Regarding funding, are you supportive of a bond? No

Regarding funding, would you like to see private donations to help cover costs? Yes

Donation contact info: Sorry, not familiar with any.

Would you like to stay updated via email on the new station and other important city issues? Yes ✓

The results of this submission may be viewed at:

<https://www.cityofgearhart.com/node/3741/submission/6261>

Are you a registered voter of Gearhart? Yes

Do you own property in Gearhart? Yes

Are you in support of a new Emergency Response & Resiliency Building in Gearhart? No

Which location would you rank as your #1 choice: Concept C: High Point Station

Which location would you rank as your #2 choice: Concept B: Pacific Way Station (Current Location)

Which location would you rank as your #3 choice: Concept B: Pacific Way Station (Current Location)

Feedback and additional info? I am against the station at the park site for many reasons and would never accept that location. If a new building is built, it should be totally out of the induction zone. And, although I appreciate the need for an updated station, I will not be able to afford the increase in my taxes with the options presented.

Regarding funding, are you supportive of a bond? No

Regarding funding, would you like to see private donations to help cover costs? Yes

Donation contact info: Sorry, not familiar with any.

Would you like to stay updated via email on the new station and other important city issues? Yes

The results of this submission may be viewed at:

<https://www.cityofgearhart.com/node/3741/submission/6271>

Best Choice.

Are you a registered voter of Gearhart? Yes

Do you own property in Gearhart? Yes

Are you in support of a new Emergency Response & Resiliency Building in Gearhart? Yes

Which location would you rank as your #1 choice: Concept C: High Point Station

Which location would you rank as your #2 choice: Concept A: Gearhart Park Station

Which location would you rank as your #3 choice: Concept B: Pacific Way Station (Current Location)

Feedback and additional info? Although slightly more expensive, the "High Point Station" location has the best chance of surviving the most highly predicted tsunami scenario. It is well-located within the city with respect to response times as well. The current location, "Pacific Way Station" should only be considered as a last resort. Other than an improvement in the building structure's safety, there would be no benefit to building there. Thank you for this opportunity and for everyone's hard work on this important project.

Regarding funding, are you supportive of a bond? Yes

Regarding funding, would you like to see private donations to help cover costs? Yes

Donation contact info:

Would you like to stay updated via email on the new station and other important city issues? Yes ✓

The results of this submission may be viewed at:

<https://www.cityofgearhart.com/node/3741/submission/6141>

Are you a registered voter of Gearhart? Yes

Do you own property in Gearhart? Yes

Are you in support of a new Emergency Response & Resiliency Building in Gearhart? Yes

Which location would you rank as your #1 choice: Concept C: High Point Station

Which location would you rank as your #2 choice: Concept A: Gearhart Park Station

Which location would you rank as your #3 choice: Concept B: Pacific Way Station (Current Location)

Feedback and additional info?

Rebuilding in the existing location is almost as expensive as the most expensive option and has NONE of the benefits so that is my last choice. High Point has the most benefits and the best chance of being a real LONG TERM option. With sea levels rising and weather getting more extreme we should be building for future tsunami maps not just the current ones.

If the Park option ends up being chosen I think there needs to be some public parking spaces added either along Marion, 10th or preferably both.

Regarding funding, are you supportive of a bond? Yes

Regarding funding, would you like to see private donations to help cover costs? Yes

Donation contact info:

Would you like to stay updated via email on the new station and other important city issues? Yes ✓

The results of this submission may be viewed at:

<https://www.cityofgearhart.com/node/3741/submission/6151>

Are you a registered voter of Gearhart? Yes

Do you own property in Gearhart? Yes

Are you in support of a new Emergency Response & Resiliency Building in Gearhart? Yes

Which location would you rank as your #1 choice: Concept B: Pacific Way Station (Current Location)

Which location would you rank as your #2 choice: Concept C: High Point Station

Which location would you rank as your #3 choice: Concept B: Pacific Way Station (Current Location)

Feedback and additional info? I do not want to see the park destroyed

Regarding funding, are you supportive of a bond? No

Regarding funding, would you like to see private donations to help cover costs? Yes

Donation contact info:

Would you like to stay updated via email on the new station and other important city issues? Yes ✓

The results of this submission may be viewed at:

<https://www.cityofgearhart.com/node/3741/submission/6341>

Are you a registered voter of Gearhart? Yes

Do you own property in Gearhart? Yes

Are you in support of a new Emergency Response & Resiliency Building in Gearhart? Yes

Which location would you rank as your #1 choice: Concept B: Pacific Way Station (Current Location)

Which location would you rank as your #2 choice: Concept C: High Point Station

Which location would you rank as your #3 choice: Concept B: Pacific Way Station (Current Location)

Feedback and additional info? I do not want to see the park destroyed.

Regarding funding, are you supportive of a bond? No

Regarding funding, would you like to see private donations to help cover costs? Yes

Donation contact info: (blank)

Would you like to stay updated via email on the new station and other important city issues? Yes

The results of this submission may be viewed at:

<https://www.cityofgearhart.com/node/3741/submission/6361>



Are you a registered voter of Gearhart? Yes

Do you own property in Gearhart? Yes

Are you in support of a new Emergency Response & Resiliency Building in Gearhart? Yes

Which location would you rank as your #1 choice: Concept C: High Point Station

Which location would you rank as your #2 choice: Concept A: Gearhart Park Station

Which location would you rank as your #3 choice: Concept B: Pacific Way Station (Current Location)

Feedback and additional info? The high point makes sense to me,,or the park area..

Regarding funding, are you supportive of a bond? Yes

Regarding funding, would you like to see private donations to help cover costs? Yes

Donation contact info: I got nothin!! sorry..

Would you like to stay updated via email on the new station and other important city issues? Yes ✓

The results of this submission may be viewed at:

<https://www.cityofgearhart.com/node/3741/submission/6391>

Are you a registered voter of Gearhart? Yes

Do you own property in Gearhart? Yes

Are you in support of a new Emergency Response & Resiliency Building in Gearhart? Yes

Which location would you rank as your #1 choice: Concept C: High Point Station

Which location would you rank as your #2 choice: Concept B: Pacific Way Station (Current Location)

Which location would you rank as your #3 choice: Concept A: Gearhart Park Station

Feedback and additional info? No additional feedback

Regarding funding, are you supportive of a bond? No

Regarding funding, would you like to see private donations to help cover costs? Yes

Donation contact info:

Would you like to stay updated via email on the new station and other important city issues? Yes ✓

The results of this submission may be viewed at:

<https://www.cityofgearhart.com/node/3741/submission/6461>

00011100010000011001

Are you a registered voter of Gearhart? Yes

Do you own property in Gearhart? Yes

Are you in support of a new Emergency Response & Resiliency Building in Gearhart? Yes

Which location would you rank as your #1 choice: Concept C: High Point Station

Which location would you rank as your #2 choice: Concept B: Pacific Way Station (Current Location)

Which location would you rank as your #3 choice: Concept A: Gearhart Park Station

Feedback and additional info? I would not support a new building or a bond unless it was at the High Point Location. The survey format did not allow for that choice.

Regarding funding, are you supportive of a bond? Yes

Regarding funding, would you like to see private donations to help cover costs? No

Donation contact info:

Would you like to stay updated via email on the new station and other important city issues? Yes ✓

The results of this submission may be viewed at:

<https://www.cityofgearhart.com/node/3741/submission/6551>

Are you a registered voter of Gearhart? Yes

Do you own property in Gearhart? Yes

Are you in support of a new Emergency Response & Resiliency Building in Gearhart? Yes

Which location would you rank as your #1 choice: Concept C: High Point Station

Which location would you rank as your #2 choice: Concept B: Pacific Way Station (Current Location)

Which location would you rank as your #3 choice: Concept A: Gearhart Park Station

Feedback and additional info? For safety I choose High Point Station. Too many people and animals appreciate going to the park. Daily I see families having lunch, playing with their dogs and it is also a memorial to a lot of families. It also would obstruct the views of the natural habitat.

Regarding funding, are you supportive of a bond? Yes

Regarding funding, would you like to see private donations to help cover costs? Yes

Donation contact info: I am a substitute teacher. Barely earn enough for my family.

Would you like to stay updated via email on the new station and other important city issues? Yes ✓

The results of this submission may be viewed at:

<https://www.cityofgearhart.com/node/3741/submission/7001>

Are you a registered voter of Gearhart? Yes

Do you own property in Gearhart? Yes

Are you in support of a new Emergency Response & Resiliency Building in Gearhart? Yes

Which location would you rank as your #1 choice: Concept B: Pacific Way Station (Current Location)

Which location would you rank as your #2 choice: Concept B: Pacific Way Station (Current Location)

Which location would you rank as your #3 choice: Concept B: Pacific Way Station (Current Location)

Feedback and additional info? Moving the fire station to another location does not make sense. It is the only choice that does not disrupt the ambiance and charm of Gearhart. Use the fire district building we are paying for on HYW 101 as a temporary location

Regarding funding, are you supportive of a bond? Yes

Regarding funding, would you like to see private donations to help cover costs? Yes

Donation contact info: combination sales tax and bond

Would you like to stay updated via email on the new station and other important city issues? Yes ✓

The results of this submission may be viewed at:

<https://www.cityofgearhart.com/node/3741/submission/6991>

Are you a registered voter of Gearhart? Yes

Do you own property in Gearhart? Yes

Are you in support of a new Emergency Response & Resiliency Building in Gearhart? Yes

Which location would you rank as your #1 choice: Concept C: High Point Station

Which location would you rank as your #2 choice: Concept A: Gearhart Park Station

Which location would you rank as your #3 choice: Concept B: Pacific Way Station (Current Location)

Feedback and additional info? I found the Resilient Together meeting at the fire station to be very well planned, conducted & informative. I was impressed with the agenda and featured speakers though it was so well attended that it was necessary to stand at the back. However...I found the volunteer speakers portion at the end unbearable when Stuart Emmons took the mic. Not only had he inappropriately insinuated himself by setting up within the locale handing out inaccurate packets, but he went further to expose us to a long self-promotion and very divisive tirade. Since then I have been sent by mail his glossy flyer filled with contradictions, inaccuracies and language to incite hysteria. He identified himself as a resident of Portland, OR and I wonder what his true agenda is here. During his brag-filled mic time he told us he has designed 5 fire stations.....is he lobbying for that job here in Gearhart? I support freedom of speech and allowing everyone their say, but find him and his

tactics condescending and off putting. Thank you for being so transparent and diligent as you make the final selection.

Regarding funding, are you supportive of a bond? Yes

Regarding funding, would you like to see private donations to help cover costs? Yes

Donation contact info:

Would you like to stay updated via email on the new station and other important city issues? Yes ✓

The results of this submission may be viewed at:

<https://www.cityofgearhart.com/node/3741/submission/6971>

Are you a registered voter of Gearhart? Yes

Do you own property in Gearhart? Yes

Are you in support of a new Emergency Response & Resiliency Building in Gearhart? Yes

Which location would you rank as your #1 choice: Concept A: Gearhart Park Station

Which location would you rank as your #2 choice: Concept C: High Point Station

Which location would you rank as your #3 choice: Concept B: Pacific Way Station (Current Location)

Feedback and additional info? In its current condition the park is not an asset to Gearhart. I have observed over the past 2 years and the only use I've seen has been people dumping garbage from their cars, people with off-leash dogs playing frisbee, and grazing elk. The park is already city property, centrally located and in desperate need of enhancement.

Regarding funding, are you supportive of a bond? Yes

Regarding funding, would you like to see private donations to help cover costs? Yes

Donation contact info:

Would you like to stay updated via email on the new station and other important city issues? No

The results of this submission may be viewed at:

<https://www.cityofgearhart.com/node/3741/submission/6961>

Best Phone:

Are you a registered voter of Gearhart? Yes

Do you own property in Gearhart? Yes

Are you in support of a new Emergency Response & Resiliency Building in Gearhart? Yes

Which location would you rank as your #1 choice: Concept B: Pacific Way Station (Current Location)

Which location would you rank as your #2 choice: Concept B: Pacific Way Station (Current Location) ~

Which location would you rank as your #3 choice: Concept B: Pacific Way Station (Current Location) ~

Feedback and additional info?

"Concept A" is further encroachment upon lands that we're supposed to be protected against this exact thing.

None of the zones chosen are outside of an actual tsunami zone. Two of the zones are going to be an eye sore no matter how "pretty" you seem to think you can make it, the only nice thing about the water treatment plant is that it's low and the courts are nice.

How about turning the "park" into an actual park, and fixing the current location. It's the only one that makes sense. You wouldn't have to change any deeds or get special permission, and it's not close to heavy residential areas, even though gearharts population in the winter is a joke.

Regarding funding, are you supportive of a bond? Yes

Regarding funding, would you like to see private donations to help cover costs? No

Donation contact info: Why wasn't this thought about for "training space and purposes" when they built the other off-site location...

Would you like to stay updated via email on the new station and other important city issues? No

The results of this submission may be viewed at:

<https://www.cityofgearhart.com/node/3741/submission/6941>



~~Best Phone: 307-388887~~

Are you a registered voter of Gearhart? Yes

Do you own property in Gearhart? Yes

Are you in support of a new Emergency Response & Resiliency Building in Gearhart? Yes

Which location would you rank as your #1 choice: Concept C: High Point Station

Which location would you rank as your #2 choice: Concept B: Pacific Way Station (Current Location)

Which location would you rank as your #3 choice: Concept A: Gearhart Park Station

Feedback and additional info?

To choose Gearhart Park would be a slap in the face of the person who donated that piece of property specifically and only for the purposes of a park. It would indicate to anyone else in the future desiring to make a donation for the public good that local government cannot be trusted to honor their wishes. There is also some question as to whether the family of the donor might be moved to take legal action forcing the city to use eminent domain, which would cause a public outcry and further sow seeds of distrust for local government.

High Point Station is the most logical location. However, what is the likelihood of actually acquiring the property and at what cost?

The current location, especially if the vacant lot adjacent could be secured, would be very acceptable if acquiring High Point is not feasible.

Regarding funding, are you supportive of a bond? Yes

Regarding funding, would you like to see private donations to help cover costs? Yes

Donation contact info: While I would not have the ability to help with a donation, why wouldn't this be an available option?

Plenty of ultra-wealthy people own property in Gearhart. Maybe the McMenamin brothers could be approached?

Would you like to stay updated via email on the new station and other important city issues? Yes

The results of this submission may be viewed at:

<https://www.cityofgearhart.com/node/3741/submission/6871>

Are you a registered voter of Gearhart? Yes

Do you own property in Gearhart? Yes

Are you in support of a new Emergency Response & Resiliency Building in Gearhart? Yes

Which location would you rank as your #1 choice: Concept C: High Point Station

Which location would you rank as your #2 choice: Concept A: Gearhart Park Station

Which location would you rank as your #3 choice: Concept B: Pacific Way Station (Current Location)

Feedback and additional info?

It seems clear to me that for numerous reasons High Point is the best choice. The current location is in the inundation zone; rules it out right there. The Park is a treasured space; only as a last resort should we choose that. High Point has the elevation, the proximity to the community, a good access road, is near to where visitors are concentrated at the hotel and the condos, and the cost is similar to the other options; all these factors make it far and away the prime location. I will make a simple comment on the FAQs: the very first question as to why we need a new fire station. I think in addition to stating that it is in poor condition and falling apart, I think it should be stated clearly that it is made of cinder block and is not earthquake proof at all even in a small earthquake. It should be stated we need a fire station that meets current day earthquake related building codes.

Thank you for all your careful deliberation on this important project.

Regarding funding, are you supportive of a bond? Yes

Regarding funding, would you like to see private donations to help cover costs? Yes

Donation contact info:

Would you like to stay updated via email on the new station and other important city issues? Yes ✓

The results of this submission may be viewed at:

<https://www.cityofgearhart.com/node/3741/submission/7261>

Are you a registered voter of Gearhart? Yes

Do you own property in Gearhart? Yes

Are you in support of a new Emergency Response & Resiliency Building in Gearhart? Yes

Which location would you rank as your #1 choice: Concept C: High Point Station

Which location would you rank as your #2 choice: Concept B: Pacific Way Station (Current Location)

Which location would you rank as your #3 choice: Concept A: Gearhart Park Station

Feedback and additional info? I really enjoy the openness and beauty of Gearhart park, so I would definitely be sad to see a building out in there. The safety of the workers and the community is more important though, so if that turns out to be the best option I would understand.

Regarding funding, are you supportive of a bond? Yes

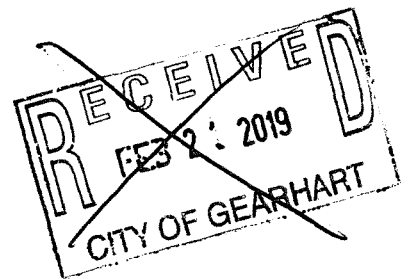
Regarding funding, would you like to see private donations to help cover costs? Yes

Donation contact info: I don't personally know anyone with very much expendable income, but if there were people to help of course that would be wonderful.

Would you like to stay updated via email on the new station and other important city issues? Yes ✓

The results of this submission may be viewed at:

<https://www.cityofgearhart.com/node/3741/submission/7551>



Best Phone:

Are you a registered voter of Gearhart? Yes

Do you own property in Gearhart? Yes

Are you in support of a new Emergency Response & Resiliency Building in Gearhart? Yes

Which location would you rank as your #1 choice: Concept C: High Point Station

Which location would you rank as your #2 choice: Concept A: Gearhart Park Station

Which location would you rank as your #3 choice: Concept B: Pacific Way Station (Current Location)

Feedback and additional info?

I would not support spending money to build at the current location given the low elevation.

If the cost of acquiring the High Point property comes in at the higher end of the estimate, I would consider the Gearhart Park location as #1.

Regarding funding, are you supportive of a bond? Yes

Regarding funding, would you like to see private donations to help cover costs? Yes

Donation contact info: Private donations would be nice, but we should be prepared to proceed solely on bond proceeds.

Would you like to stay updated via email on the new station and other important city issues? Yes ✓

The results of this submission may be viewed at:

<https://www.cityofgearhart.com/node/3741/submission/9791>

Are you a registered voter of Gearhart? Yes

Do you own property in Gearhart? Yes

Are you in support of a new Emergency Response & Resiliency Building in Gearhart? No

Which location would you rank as your #1 choice: Concept B: Pacific Way Station (Current Location)

Which location would you rank as your #2 choice: Concept C: High Point Station

Which location would you rank as your #3 choice: Concept A: Gearhart Park Station

Feedback and additional info? I am not in favor of a firehouse on this large a scale. Asking too much money for a bond measure.

Regarding funding, are you supportive of a bond? No

Regarding funding, would you like to see private donations to help cover costs? Yes

Donation contact info:

Would you like to stay updated via email on the new station and other important city issues? Yes ✓

The results of this submission may be viewed at:

<https://www.cityofgearhart.com/node/3741/submission/9781>

Are you a registered voter of Gearhart? Yes

Do you own property in Gearhart? Yes

Are you in support of a new Emergency Response & Resiliency Building in Gearhart? No

Which location would you rank as your #1 choice: Concept B: Pacific Way Station (Current Location)

Which location would you rank as your #2 choice: Concept C: High Point Station

Which location would you rank as your #3 choice: Concept A: Gearhart Park Station

Feedback and additional info? Gearhart is a very small town with a volunteer fire dept. That is too much money for a small town like this . If anything is done it should be in a small scale.

Regarding funding, are you supportive of a bond? No

Regarding funding, would you like to see private donations to help cover costs? Yes

Donation contact info:

Would you like to stay updated via email on the new station and other important city issues? Yes ✓

The results of this submission may be viewed at:

<https://www.cityofgearhart.com/node/3741/submission/9771>

Are you a registered voter of Gearhart? Yes

Do you own property in Gearhart? Yes

Are you in support of a new Emergency Response & Resiliency Building in Gearhart? No

Which location would you rank as your #1 choice: Concept C: High Point Station

Which location would you rank as your #2 choice: Concept A: Gearhart Park Station

Which location would you rank as your #3 choice: Concept B: Pacific Way Station (Current Location)

Feedback and additional info? I do not see any point in re-building Pacific Way station because of likely being flooded at that low elevation. I CHOSE THE LOCATION OF HIGH POINT FOR IT'S ELEVATION AND LIKELY LONGER

LASTING LIFE SPAN PLUS KEEPING THE PARK A PARK.

Regarding funding, are you supportive of a bond? Yes

Regarding funding, would you like to see private donations to help cover costs? Yes

Donation contact info:

Would you like to stay updated via email on the new station and other important city issues? Yes ✓

The results of this submission may be viewed at:

<https://www.cityofgearhart.com/node/3741/submission/9761>

Best Phone: 200-888-8884

Are you a registered voter of Gearhart? Yes

Do you own property in Gearhart? Yes

Are you in support of a new Emergency Response & Resiliency Building in Gearhart? Yes

Which location would you rank as your #1 choice: Concept C: High Point Station

Which location would you rank as your #2 choice: Concept A: Gearhart Park Station

Which location would you rank as your #3 choice: Concept B: Pacific Way Station (Current Location)

Feedback and additional info? In looking towards the future it makes sense to relocate to the highest point in an effort to withstand the effects of a tsunami. However, the purchase price of the property must include a cap not to accede a designated amount of money. We have owned our house for 34 years and the grassy field is where our kids learned to ride their bikes, meet friends and enjoy gorgeous views of the ocean. It would be unfortunate to lose the park "grassy field" as it offers a public place for people to gather to celebrate the outdoors, sunsets, etc.

Regarding funding, are you supportive of a bond? Yes

Regarding funding, would you like to see private donations to help cover costs? No

Donation contact info:

Would you like to stay updated via email on the new station and other important city issues? Yes ✓

The results of this submission may be viewed at:

<https://www.cityofgearhart.com/node/3741/submission/9741>



Are you a registered voter of Gearhart? Yes

Do you own property in Gearhart? Yes

Are you in support of a new Emergency Response & Resiliency Building in Gearhart? Yes

Which location would you rank as your #1 choice: Concept B: Pacific Way Station (Current Location)

Which location would you rank as your #2 choice: Concept C: High Point Station

Which location would you rank as your #3 choice: Concept A: Gearhart Park Station

Feedback and additional info? I like what you are doing in terms of research and resident feedback. I know this is a difficult job and you will have lots of opinions. Good luck --

Regarding funding, are you supportive of a bond? Yes

Regarding funding, would you like to see private donations to help cover costs? No

Donation contact info:

Would you like to stay updated via email on the new station and other important city issues? Yes ✓

The results of this submission may be viewed at:

<https://www.cityofgearhart.com/node/3741/submission/9731>

Best phone: 300001700

Are you a registered voter of Gearhart? Yes

Do you own property in Gearhart? Yes

Are you in support of a new Emergency Response & Resiliency Building in Gearhart? No

Which location would you rank as your #1 choice: Concept C: High Point Station

Which location would you rank as your #2 choice: Concept B: Pacific Way Station (Current Location)

Which location would you rank as your #3 choice: Concept A: Gearhart Park Station

Feedback and additional info? Concept C is the high ground, Concept A is a designated park and it should remain so.

Regarding funding, are you supportive of a bond? No

Regarding funding, would you like to see private donations to help cover costs? Yes

Donation contact info:

Would you like to stay updated via email on the new station and other important city issues? No

---

The results of this submission may be viewed at:

<https://www.cityofgearhart.com/node/3741/submission/7721>

Are you a registered voter of Gearhart? Yes

Do you own property in Gearhart? Yes

Are you in support of a new Emergency Response & Resiliency Building in Gearhart? Yes

Which location would you rank as your #1 choice: Concept C: High Point Station

Which location would you rank as your #2 choice: Concept B: Pacific Way Station (Current Location)

Which location would you rank as your #3 choice: Concept A: Gearhart Park Station

Feedback and additional info? I would hate to give up Gearhart Park. It is charming, and helps to make Gearhart an attractive and unassuming vacation destination.

Regarding funding, are you supportive of a bond? Yes

Regarding funding, would you like to see private donations to help cover costs? Yes

Donation contact info:

Would you like to stay updated via email on the new station and other important city issues? Yes ✓

The results of this submission may be viewed at:

<https://www.cityofgearhart.com/node/3741/submission/8221>

Are you a registered voter of Gearhart? Yes

Do you own property in Gearhart? Yes

Are you in support of a new Emergency Response & Resiliency Building in Gearhart? Yes

Which location would you rank as your #1 choice: Concept C: High Point Station

Which location would you rank as your #2 choice: Concept B: Pacific Way Station (Current Location)

Which location would you rank as your #3 choice: Concept A: Gearhart Park Station

Feedback and additional info?

My first choice for our new fire department is High Point. This locale's elevation ensures the preservation of our emergency response building, equipment, and community survival stores in the event of a major tsunami. It is the only location among the three choices that provides any hope of building integrity should a large tsunami engulf Gearhart.

A new fire department is a big financial investment for the citizens of Gearhart. Our future firehall should be securely positioned on the highest elevation available for longevity, resiliency, and emergency preparedness when a catastrophe occurs.

The City Park site does not have the necessary elevation for the firehall to survive a cataclysmic tsunami. Additionally, the presence of a fire station at this location would be an intrusive development separating Gearhart's historic Gin Ridge neighborhood. The loss of our city park with its expansive open fields and view to the Pacific Ocean would change the skyline of Gearhart forever.

Regarding funding, are you supportive of a bond? Yes


Regarding funding, would you like to see private donations to help cover costs? Yes

Donation contact info: I don't know anyone at this time.

Would you like to stay updated via email on the new station and other important city issues? Yes ✓

The results of this submission may be viewed at:

<https://www.cityofgearhart.com/node/3741/submission/8141>

A handwritten signature, possibly "J. J. J.", is written in black ink. To the left of the signature is a hand-drawn circle containing a five-pointed star.

Are you a registered voter of Gearhart? Yes

Do you own property in Gearhart? Yes

Are you in support of a new Emergency Response & Resiliency Building in Gearhart? Yes

Which location would you rank as your #1 choice: Concept C: High Point Station

Which location would you rank as your #2 choice: Concept B: Pacific Way Station (Current Location)

Which location would you rank as your #3 choice: Concept A: Gearhart Park Station

Feedback and additional info? To me, the only choice is High Point. The current location is in the inundation zone, so that doesn't make sense. Gearhart Park should remain a park - it's what helps to make Gearhart beautiful and charming! I would be very disappointed to see it gone and replaced with a building and parking lot.

Regarding funding, are you supportive of a bond? Yes

Regarding funding, would you like to see private donations to help cover costs? Yes

Donation contact info:

Would you like to stay updated via email on the new station and other important city issues? Yes ✓

The results of this submission may be viewed at:

<https://www.cityofgearhart.com/node/3741/submission/8161>

Are you a registered voter of Gearhart? Yes

Do you own property in Gearhart? Yes

Are you in support of a new Emergency Response & Resiliency Building in Gearhart? No

Which location would you rank as your #1 choice: Concept B: Pacific Way Station (Current Location)

Which location would you rank as your #2 choice: Concept B: Pacific Way Station (Current Location)

Which location would you rank as your #3 choice: Concept B: Pacific Way Station (Current Location)

Feedback and additional info?

Comment/Concerns::

A natural disaster gathering space is unrealistic if the facility is built atop a sand foundation – what are the results of the geological surveys conducted for the three general areas?

Are there plans to make the facility at least two or three stories high with the 2nd story being the primary area of “people” operation?

Has the State of Oregon been contacted to help with funding? Hwy 101 is a state highway and assistance with keeping/trying to keep the state road open during/after a Tsunami event should be borne by the State as much as the City?

What about national funds? Are any of these available?

I do not want to vote on the 'where' until I have a chance to review the geological footprint of the potential foundation. If built on sand it is likely the foundation could liquify and render the building unsafe. Sadly I had to vote as that question MUST be answered - realistically there is not enough information here to make an informed decision.

Thanks for your patience.

Regarding funding, are you supportive of a bond? No

Regarding funding, would you like to see private donations to help cover costs? Yes

Donation contact info:

Would you like to stay updated via email on the new station and other important city issues? Yes ✓

The results of this submission may be viewed at:

<https://www.cityofgearhart.com/node/3741/submission/9371>

Are you a registered voter of Gearhart? Yes

Do you own property in Gearhart? Yes

Are you in support of a new Emergency Response & Resiliency Building in Gearhart? Yes

Which location would you rank as your #1 choice: Concept C: High Point Station

Which location would you rank as your #2 choice: Concept A: Gearhart Park Station

Which location would you rank as your #3 choice: Concept B: Pacific Way Station (Current Location)

Feedback and additional info? High point station appears to be the most safest and resilient.

Regarding funding, are you supportive of a bond? Yes

Regarding funding, would you like to see private donations to help cover costs? Yes

Donation contact info:

Would you like to stay updated via email on the new station and other important city issues? Yes

The results of this submission may be viewed at:

<https://www.cityofgearhart.com/node/3741/submission/12701>

*Wendy Anderson*  
12/12/2013

Are you a registered voter of Gearhart? Yes

Do you own property in Gearhart? No

Are you in support of a new Emergency Response & Resiliency Building in Gearhart? Yes

Which location would you rank as your #1 choice: Concept A: Gearhart Park Station

Which location would you rank as your #2 choice: Concept C: High Point Station

Which location would you rank as your #3 choice: Concept B: Pacific Way Station (Current Location)

Feedback and additional info? A new station is much needed. I think the park is the most well rounded location, even though the handful of people and the elk that use it every year may lose a very small section of grass and stickers to use.

Regarding funding, are you supportive of a bond? Yes

Regarding funding, would you like to see private donations to help cover costs? No

Donation contact info:

Would you like to stay updated via email on the new station and other important city issues? Yes

The results of this submission may be viewed at:

<https://www.cityofgearhart.com/node/3741/submission/13061>

Handwritten scribbles and numbers, possibly a signature or initials, including the number 42.



Are you a registered voter of Gearhart? Yes

Do you own property in Gearhart? Yes

Are you in support of a new Emergency Response & Resiliency Building in Gearhart? Yes

Which location would you rank as your #1 choice: Concept A: Gearhart Park Station

Which location would you rank as your #2 choice: Concept C: High Point Station

Which location would you rank as your #3 choice: Concept B: Pacific Way Station (Current Location)

Feedback and additional info? The park will be the cheapest. High point is expensive. Current location is not a good location.

Regarding funding, are you supportive of a bond? Yes

Regarding funding, would you like to see private donations to help cover costs? Yes

Donation contact info:

Would you like to stay updated via email on the new station and other important city issues? No

The results of this submission may be viewed at:

<https://www.cityofgearhart.com/node/3741/submission/13181>

Are you a registered voter of Gearhart? Yes

Do you own property in Gearhart? Yes

Are you in support of a new Emergency Response & Resiliency Building in Gearhart? Yes

Which location would you rank as your #1 choice: Concept B: Pacific Way Station (Current Location)

Which location would you rank as your #2 choice: Concept C: High Point Station

Which location would you rank as your #3 choice: Concept A: Gearhart Park Station

Feedback and additional info? I think it's important to preserve current open spaces. I like the central location of the current location and it doesn't need to be re-zoned.

Regarding funding, are you supportive of a bond? Yes

Regarding funding, would you like to see private donations to help cover costs? Yes

Donation contact info: I check Yes in support of a bond, but it's qualified. My ultimate support would be dependent on the cost of the bond and the plan developed to use that money.

Would you like to stay updated via email on the new station and other important city issues? Yes

The results of this submission may be viewed at:

<https://www.cityofgearhart.com/node/3741/submission/13261>

Are you a registered voter of Gearhart? Yes

Do you own property in Gearhart? No

Are you in support of a new Emergency Response & Resiliency Building in Gearhart? No

Which location would you rank as your #1 choice: Concept B: Pacific Way Station (Current Location)

Which location would you rank as your #2 choice: Concept A: Gearhart Park Station >

Which location would you rank as your #3 choice: Concept A: Gearhart Park Station >

Feedback and additional info? First, a location near the water supply tank affords dry land access in the advent of a tsunami. Second, in a disaster scenario, the members of a volunteer fire department are most likely to see to their own families first. I'm guessing the volunteer emergency personnel are not living on the beach front and most likely are living closer to the east side of hwy 101. If sited on the hill to the east of hwy 101 the location could have access to other emergency agencies as well as hwy 26 via Lewis and Clark rd. and logging access roads. The high point location does not make much sense to me as it would be cutoff from the mainland. No different than the park or the existing location. How much could one really expect from a volunteer fire department. If indeed a large tsunami occurs, it's unfortunately going to be pretty much everyone taking care for themselves, if looking at disasters in the US over the last 20 years is any indication. DO NOT MESS

WITH THE PARK!! IT MAKES GEARHART UNIQUE AND SERVES THE PUBLIC WELL.

Regarding funding, are you supportive of a bond? No

Regarding funding, would you like to see private donations to help cover costs? Yes

Donation contact info:

Would you like to stay updated via email on the new station and other important city issues? Yes ✓

The results of this submission may be viewed at:

<https://www.cityofgearhart.com/node/3741/submission/13321>

BEST PHONE: 303-737-0017

Are you a registered voter of Gearhart? Yes

Do you own property in Gearhart? Yes

Are you in support of a new Emergency Response & Resiliency Building in Gearhart? Yes

Which location would you rank as your #1 choice: Concept C: High Point Station

Which location would you rank as your #2 choice: Concept B: Pacific Way Station (Current Location) >

Which location would you rank as your #3 choice: Concept B: Pacific Way Station (Current Location)

Feedback and additional info? I'm only half kidding, but what about tearing down the Gearhart House condo building and put the fire station there? The Gearhart House condo building is the ugliest building in Gearhart and is not consistent with anything else here

Regarding funding, are you supportive of a bond? Yes

Regarding funding, would you like to see private donations to help cover costs? Yes

Donation contact info:

Would you like to stay updated via email on the new station and other important city issues? Yes ✓

The results of this submission may be viewed at:

<https://www.cityofgearhart.com/node/3741/submission/13331>

Are you a registered voter of Gearhart? Yes

Do you own property in Gearhart? Yes

Are you in support of a new Emergency Response & Resiliency Building in Gearhart? No

Which location would you rank as your #1 choice: Concept B: Pacific Way Station (Current Location)

Which location would you rank as your #2 choice: Concept C: High Point Station

Which location would you rank as your #3 choice: Concept A: Gearhart Park Station

Feedback and additional info? If a new station is required, replace the exiting building at the current location to keep cost at a minimum. I DO NOT WANT TO REPLACE THE PARK WITH A FIRE STATION FOR ANY REASON!!!!!!

Regarding funding, are you supportive of a bond? No

Regarding funding, would you like to see private donations to help cover costs? Yes

Donation contact info:

Would you like to stay updated via email on the new station and other important city issues? Yes ✓

The results of this submission may be viewed at:

<https://www.cityofgearhart.com/node/3741/submission/13511>

2021-10-10 09:10:10

Are you a registered voter, of Gearhart? Yes

Do you own property in Gearhart? Yes

Are you in support of a new Emergency Response & Resiliency Building in Gearhart? Yes

Which location would you rank as your #1 choice: Concept B: Pacific Way Station (Current Location)

Which location would you rank as your #2 choice: Concept A: Gearhart Park Station

Which location would you rank as your #3 choice: Concept C: High Point Station

Feedback and additional info?

Ideally I would want to wait on a bond until the Seaside school bond is finished.

Pacific Way is the largest street in town and seems to be the best access point for the development / renovation. Prefer to not see the city park be removed for the location, but I would prefer it to be kept on Pacific Way vs High Point Station.

Regarding funding, are you supportive of a bond? Yes

Regarding funding, would you like to see private donations to help cover costs? Yes

Donation contact info:

Would you like to stay updated via email on the new station and other important city issues? No

The results of this submission may be viewed at:

<https://www.cityofgearhart.com/node/3741/submission/13521>

Are you a registered voter of Gearhart? Yes

Do you own property in Gearhart? Yes

Are you in support of a new Emergency Response & Resiliency Building in Gearhart? Yes

Which location would you rank as your #1 choice: Concept B: Pacific Way Station (Current Location)

Which location would you rank as your #2 choice: Concept B: Pacific Way Station (Current Location)

Which location would you rank as your #3 choice: Concept B: Pacific Way Station (Current Location)

Feedback and additional info? Make use of existing property. Centralizing government services saves taxpayers money and makes sense. I understand the need for new and updated buildings but the cost shouldn't be 100% registered voters through taxes. Cost sharing is better received. The city offers some capital monies and voters pick up the rest with potential grants (USDA for volunteer fire departments).

Regarding funding, are you supportive of a bond? Yes

Regarding funding, would you like to see private donations to help cover costs? Yes

Donation contact info: Federal grants from the USDA.

Would you like to stay updated via email on the new station and other important city issues? Yes ✓

The results of this submission may be viewed at:

<https://www.cityofgearhart.com/node/3741/submission/13531>

Are you a registered voter of Gearhart? Yes

Do you own property in Gearhart? Yes

Are you in support of a new Emergency Response & Resiliency Building in Gearhart? Yes

Which location would you rank as your #1 choice: Concept C: High Point Station

Which location would you rank as your #2 choice: Concept A: Gearhart Park Station

Which location would you rank as your #3 choice: Concept B: Pacific Way Station (Current Location)

Feedback and additional info?

Gearhart definitely needs a major refurbishment to its current fire station. We all know that it will very likely be destroyed by a strong earthquake which would also trap badly-needed emergency equipment and personnel. It is also highly likely that an ensuing tsunami would inundate its current location. Reconstructing the fire station at its current location makes no sense and would also incur the additional costs of temporarily housing the emergency equipment at another location.

The remaining two locations are both on safer, higher ground with High Point being the highest and the safest. I realize that there are issues with both of these locations, but these are issues that can be dealt with. Of the two locations, I chose High Point because it is the highest and also because its location puts it closer to the neighborhoods in the north end of Gearhart where I also happen to live. The locked gate into the Highlands can be easily entered by emergency equipment giving higher elevation access all up and down the ridge from the south end of Gearhart to the north end. The gate on the north end of Highlands requires electric power to operate, but I am guessing that if there is no electricity, those big fire engines won't have any problem getting through that gate. It isn't hard to imagine that in a disaster, emergency services would be routed through the locked gates at Pinehurst and Surf Pines as well to provide a high and dry access route all the way to Camp Rilea.

Regarding funding, are you supportive of a bond? Yes

Regarding funding, would you like to see private donations to help cover costs? No

Donation contact info:

Would you like to stay updated via email on the new station and other important city issues? Yes

The results of this submission may be viewed at:

<https://www.cityofgearhart.com/node/3741/submission/13611>



Are you a registered voter of Gearhart? Yes

Do you own property in Gearhart? Yes

Are you in support of a new Emergency Response & Resiliency Building in Gearhart? Yes

Which location would you rank as your #1 choice: Concept C: High Point Station

Which location would you rank as your #2 choice: Concept B: Pacific Way Station (Current Location)

Which location would you rank as your #3 choice: Concept A: Gearhart Park Station

Feedback and additional info? I believe if we are going to spend money on this project it should be built at the highest point possible. If other higher points are available and not included in the current proposed locations, I would be interested in hearing about those.

Regarding funding, are you supportive of a bond? Yes

Regarding funding, would you like to see private donations to help cover costs? Yes

Donation contact info:

Would you like to stay updated via email on the new station and other important city issues? Yes

The results of this submission may be viewed at:

<https://www.cityofgearhart.com/node/3741/submission/13641>

**DESCRIPTION:**

Are you a registered voter of Gearhart? Yes

Do you own property in Gearhart? Yes

Are you in support of a new Emergency Response & Resiliency Building in Gearhart? Yes

Which location would you rank as your #1 choice: Concept A: Gearhart Park Station

Which location would you rank as your #2 choice: Concept C: High Point Station

Which location would you rank as your #3 choice: Concept B: Pacific Way Station (Current Location)

Feedback and additional info?

We like High Point Station but it is probably too costly for the property. After a substantial tax increase for the school bond, we're not sure we could afford another large tax increase since we are on a fixed income. So what we would like & what we can afford are very different. I wish you would supply us with approximate tax increases that include the approximate price for the properties.

I am marking that we are supportive of a bond—depending on the cost.

Regarding funding, are you supportive of a bond? Yes

Regarding funding, would you like to see private donations to help cover costs? Yes

Donation contact info:

Would you like to stay updated via email on the new station and other important city issues? Yes

The results of this submission may be viewed at:

<https://www.cityofgearhart.com/node/3741/submission/13561>

Do you own property in Gearhart? Yes

Are you a registered voter of Gearhart? Yes

Do you own property in Gearhart? Yes

Are you in support of a new Emergency Response & Resiliency Building in Gearhart? Yes

Which location would you rank as your #1 choice: Concept A: Gearhart Park Station

Which location would you rank as your #2 choice: Concept C: High Point Station

Which location would you rank as your #3 choice: Concept B: Pacific Way Station (Current Location)

Feedback and additional info?

We like High Point Station but it is probably too costly for the property. After a substantial tax increase for the school bond, we're not sure we could afford another large tax increase since we are on a fixed income. So what we would like & what we can afford are very different. I wish you would supply us with approximate tax increases that include the approximate price for the properties.

I am marking that we are supportive of a bond—depending on the cost.

Regarding funding, are you supportive of a bond? Yes

Regarding funding, would you like to see private donations to help cover costs? Yes

Donation contact info: (blank)

Would you like to stay updated via email on the new station and other important city issues?

The results of this submission may be viewed at:

<https://www.cityofgearhart.com/node/3741/submission/13651>

Are you a registered voter of Gearhart? Yes

Do you own property in Gearhart? Yes

Are you in support of a new Emergency Response & Resiliency Building in Gearhart? Yes

Which location would you rank as your #1 choice: Concept B: Pacific Way Station (Current Location)

✓ Which location would you rank as your #2 choice: Concept B: Pacific Way Station (Current Location)

Which location would you rank as your #3 choice: Concept C: High Point Station

Feedback and additional info? None

Regarding funding, are you supportive of a bond? Yes

Regarding funding, would you like to see private donations to help cover costs? Yes

Donation contact info:

Would you like to stay updated via email on the new station and other important city issues? Yes ✓

The results of this submission may be viewed at:

<https://www.cityofgearhart.com/node/3741/submission/13201>

Are you a registered voter of Gearhart? Yes

Do you own property in Gearhart? Yes

Are you in support of a new Emergency Response & Resiliency Building in Gearhart? Yes

Which location would you rank as your #1 choice: Concept B: Pacific Way Station (Current Location)

Which location would you rank as your #2 choice: Concept B: Pacific Way Station (Current Location)

Which location would you rank as your #3 choice: Concept C: High Point Station

Feedback and additional info? None

Regarding funding, are you supportive of a bond? Yes

Regarding funding, would you like to see private donations to help cover costs? Yes

Donation contact info: (blank)

Would you like to stay updated via email on the new station and other important city issues? Yes

The results of this submission may be viewed at:

<https://www.cityofgearhart.com/node/3741/submission/13211>

Are you a registered voter of Gearhart? Yes

Do you own property in Gearhart? Yes

Are you in support of a new Emergency Response & Resiliency Building in Gearhart? Yes

Which location would you rank as your #1 choice: Concept A: Gearhart Park Station

Which location would you rank as your #2 choice: Concept C: High Point Station

Which location would you rank as your #3 choice: Concept B: Pacific Way Station (Current Location)

Feedback and additional info? I would prefer for the firehouse to be kept near the "main drag" in Gearhart. I prefer for the firefighters to have a stop light in place already at the highway and believe the park location would be the best use of our tax dollars as well as the best way to help beautify our city. I also believe response time will be maintained better by keeping them near their current location. If they build at High Point it's just not financially responsible in my opinion and I'd hate to see us turn into Seaside with multiple lights on the highway BUT feel the firefighters would need one for immediate access to the highway of their new access street. As a young tax payer with a family who would live to pay in till the end of the bond I'd like to save us as much money as we can while still giving the firefighters what they need completely.

Regarding funding, are you supportive of a bond? Yes

Regarding funding, would you like to see private donations to help cover costs? Yes

Donation contact info:

Would you like to stay updated via email on the new station and other important city issues? No

The results of this submission may be viewed at:

<https://www.cityofgearhart.com/node/3741/submission/14481>

Are you a registered voter of Gearhart? Yes

Do you own property in Gearhart? Yes

Are you in support of a new Emergency Response & Resiliency Building in Gearhart? Yes

Which location would you rank as your #1 choice: Concept B: Pacific Way Station (Current Location)

Which location would you rank as your #2 choice: Concept C: High Point Station

Which location would you rank as your #3 choice: Concept A: Gearhart Park Station

Feedback and additional info? Opposed to the park location and don't really like the High Point Station.

Regarding funding, are you supportive of a bond? Yes

Regarding funding, would you like to see private donations to help cover costs? Yes

Donation contact info:

Would you like to stay updated via email on the new station and other important city issues? Yes ✓

The results of this submission may be viewed at:

<https://www.cityofgearhart.com/node/3741/submission/14741>

Are you a registered voter of Gearhart? Yes

Do you own property in Gearhart? Yes

Are you in support of a new Emergency Response & Resiliency Building in Gearhart? No

Which location would you rank as your #1 choice: Concept B: Pacific Way Station (Current Location)

Which location would you rank as your #2 choice: Concept C: High Point Station

Which location would you rank as your #3 choice: Concept C: High Point Station

Feedback and additional info?

I don't really like any of the locations. I would prefer to see station located on Highway 101. I would like to have seen it located near the U-Haul rental facility. I think crews head out to Highway 101 for most calls, so it makes most sense to me for them to be proximate to that highway. It seems that the planning is being dominated by the idea of a tsunami. While that needs to be considered, consideration should also be given to the practicality of the location for the 50+ years of activity before or after such an event.

The Gearhart Park Station concept seems like the absolute worst idea. There are not only issues of land use restriction and view ruination. Much more important to me is the idea that crews would have to traverse downtown Gearhart on the way into and out of the station for every call. That is not an area designed for high speed travel. Idea seems VERY unwise.

A major concern to me is minimizing cost. The City of Gearhart seems to think that it is ok to spend lots of money because there are so many wealthy vacation homeowners who don't vote here. Running a bronze level operation instead of a platinum one would free up resources for other worthy endeavors.

Regarding funding, are you supportive of a bond? No

Regarding funding, would you like to see private donations to help cover costs? Yes

Donation contact info: I suspect there could be some good naming opportunities that would attract donors.

Would you like to stay updated via email on the new station and other important city issues? No

The results of this submission may be viewed at:

<https://www.cityofgearhart.com/node/3741/submission/14731>



✓ Email: vladimir\_@gearhart.com

Best Phone:

Are you a registered voter of Gearhart? Yes

Do you own property in Gearhart? No

Are you in support of a new Emergency Response & Resiliency Building in Gearhart? Yes

Which location would you rank as your #1 choice: Concept B: Pacific Way Station (Current Location)

Which location would you rank as your #2 choice: Concept A: Gearhart Park Station

Which location would you rank as your #3 choice: Concept C: High Point Station

Feedback and additional info? Keeping the fire station in it's current location makes the most sense location wise and is the most financially feasible option as well.

Regarding funding, are you supportive of a bond? Yes

Regarding funding, would you like to see private donations to help cover costs? Yes

Donation contact info:

Would you like to stay updated via email on the new station and other important city issues? Yes ✓

The results of this submission may be viewed at:

<https://www.cityofgearhart.com/node/3741/submission/14331>

Are you a registered voter of Gearhart? Yes

Do you own property in Gearhart? Yes

Are you in support of a new Emergency Response & Resiliency Building in Gearhart? Yes

Which location would you rank as your #1 choice: Concept B: Pacific Way Station (Current Location)

Which location would you rank as your #2 choice: Concept B: Pacific Way Station (Current Location)

Which location would you rank as your #3 choice: Concept B: Pacific Way Station (Current Location)

Feedback and additional info? A

Regarding funding, are you supportive of a bond? Yes

Regarding funding, would you like to see private donations to help cover costs? No

Donation contact info:

Would you like to stay updated via email on the new station and other important city issues? Yes ✓

The results of this submission may be viewed at:

<https://www.cityofgearhart.com/node/3741/submission/14321>

**Best Phone:**

Are you a registered voter of Gearhart? Yes

Do you own property in Gearhart? Yes

Are you in support of a new Emergency Response & Resiliency Building in Gearhart? Yes

Which location would you rank as your #1 choice: Concept C: High Point Station

Which location would you rank as your #2 choice: Concept A: Gearhart Park Station

Which location would you rank as your #3 choice: Concept B: Pacific Way Station (Current Location)

Feedback and additional info? I feel based on where we live and the threat of an earthquake/tsunami event, having the emergency services in an area that's above the tsunami zone is key in being able to provide the needed resources to the community during the event. I feel like the High Point station would provide that. The Gearhart Park station location would be 2nd best due to the same reasons and the Pacific Way station would be 3rd due to the fact of being below elevation and could be compromised during a tsunami event. Cost shouldn't be a factor when it comes to the safety of the Gearhart residents now and into future generations.

Regarding funding, are you supportive of a bond? Yes

Regarding funding, would you like to see private donations to help cover costs? Yes

Donation contact info: I don't have any specific contacts, but if private donations can help cover some of the costs, the better it is for the other residents and helping offset the amount of the increase in taxes due to the bond measure.

Would you like to stay updated via email on the new station and other important city issues? Yes ✓

The results of this submission may be viewed at:

<https://www.cityofgearhart.com/node/3741/submission/14401>

Are you a registered voter of Gearhart? Yes

Do you own property in Gearhart? No

Are you in support of a new Emergency Response & Resiliency Building in Gearhart? Yes

Which location would you rank as your #1 choice: Concept B: Pacific Way Station (Current Location)

Which location would you rank as your #2 choice: Concept C: High Point Station

Which location would you rank as your #3 choice: Concept A: Gearhart Park Station

Feedback and additional info? Against the park land being used for the buildings. Every inch of green space must be preserved.

Regarding funding, are you supportive of a bond? Yes

Regarding funding, would you like to see private donations to help cover costs? Yes

Donation contact info:

Would you like to stay updated via email on the new station and other important city issues? Yes ✓

The results of this submission may be viewed at:

<https://www.cityofgearhart.com/node/3741/submission/14271>

Are you a registered voter of Gearhart? Yes

Do you own property in Gearhart? Yes

Are you in support of a new Emergency Response & Resiliency Building in Gearhart? Yes

Which location would you rank as your #1 choice: Concept C: High Point Station

Which location would you rank as your #2 choice: Concept B: Pacific Way Station (Current Location)

Which location would you rank as your #3 choice: Concept A: Gearhart Park Station

Feedback and additional info? We have one large park in gearhart don't take that away

Regarding funding, are you supportive of a bond? Yes

Regarding funding, would you like to see private donations to help cover costs? Yes

Donation contact info:

Would you like to stay updated via email on the new station and other important city issues? Yes ✓

The results of this submission may be viewed at:

<https://www.cityofgearhart.com/node/3741/submission/14261>

Are you a registered voter of Gearhart? Yes

Do you own property in Gearhart? Yes

Are you in support of a new Emergency Response & Resiliency Building in Gearhart? Yes

Which location would you rank as your #1 choice: Concept C: High Point Station

Which location would you rank as your #2 choice: Concept A: Gearhart Park Station

Which location would you rank as your #3 choice: Concept B: Pacific Way Station (Current Location)

Feedback and additional info?

THE NEW STATION SHOULD OBVIOUSLY BE LOCATED AT THE HIGHEST POSSIBLE ELEVATION (APPROXIMATELY 40 FEET HIGHER THAN THE CURRENT STATION LOCATION ON PACIFIC WAY AND 15 TO 20 FEET HIGHER THAN THE PARK PROPERTY) TO PROVIDE MAXIMUM BUILDING SURVIVABILITY IN THE EVENT OF EXTREME EVENTS SUCH AS THE PROJECTED SUBDUCTION ZONE EARTHQUAKE AND ENSUING TSUNAMI. THE HIGHPOINT SITE IS ALSO LOCATED CENTRALLY IN TOWN ALLOWING IT TO PROVIDE RAPID RESPONSE TO EVERYDAY FIRE AND ACCIDENT EVENTS.

THE CURRENT PACIFIC WAY LOCATION IS INADEQUATE BECAUSE THE STRUCTURE IS BUILT ON UNSTABLE FILL, IS SUPERANNATED, AND WILL BE DESTROYED AND THEN INUNDATED BY EVEN A RELATIVELY SMALL TSUNAMI EVENT.

THE HIGHPOINT LOCATION ALLOWS FOR THE BEST POSSIBLE VERTICAL EVACUATION IN A LARGE TSUNAMI AND WOULD SERVE BETTER THAN EITHER OF THE OTHER LOCATIONS AS A RESILIENT SAFETY RESOURCE IN ALL TYPES OF EMERGENCIES.

PROPERLY DESIGNED, IN OTHER PUBLIC EMERGENCIES (THINK THE BIG STORM 10 YEARS AGO) THE HIGHPOINT STATION COULD PROVIDE UNINTERRUPTED POWER GENERATION, EMERGENCY SHELTER, POTABLE WATER, SANITATION AND SATELITE COMMUNICATIONS TO OUR CITIZENS REGARDLESS OF POSSIBLE INUNDATION LEVELS OR DAMAGE TO PUBLIC AND PRIVATE INFRASTRUCTURE.

Regarding funding, are you supportive of a bond? Yes

Regarding funding, would you like to see private donations to help cover costs? Yes

Donation contact info:

Would you like to stay updated via email on the new station and other important city issues? Yes ✓

The results of this submission may be viewed at:

<https://www.cityofgearhart.com/node/3741/submission/14251>

Are you a registered voter of Gearhart? Yes

Do you own property in Gearhart? No

Are you in support of a new Emergency Response & Resiliency Building in Gearhart? Yes

Which location would you rank as your #1 choice: Concept A: Gearhart Park Station

Which location would you rank as your #2 choice: Concept C: High Point Station

Which location would you rank as your #3 choice: Concept B: Pacific Way Station (Current Location)

Feedback and additional info? Park makes the most sense logically. Least expensive and readily accessible.

Regarding funding, are you supportive of a bond? Yes

Regarding funding, would you like to see private donations to help cover costs? No

Donation contact info:

Would you like to stay updated via email on the new station and other important city issues? No

The results of this submission may be viewed at:

<https://www.cityofgearhart.com/node/3741/submission/14021>

Are you a registered voter of Gearhart? Yes

Do you own property in Gearhart? Yes

Are you in support of a new Emergency Response & Resiliency Building in Gearhart? Yes

Which location would you rank as your #1 choice: Concept B: Pacific Way Station (Current Location)

Which location would you rank as your #2 choice: Concept A: Gearhart Park Station

Which location would you rank as your #3 choice: Concept C: High Point Station

Feedback and additional info?

CURRENT LOCATION: 1. LAND. land is available. 2. COMMUNITY. this is our city center. (we have already lost a gas station, and now a grocery store.) 3. REAL ESTATE. if station moves, this may make all downtown property unmarketable. What would this do to our tax base? 4. THE GAMBLE. we shouldn't sacrifice so many positives to relocate for what would be a one time yet probable event. 5. THE FUTURE. Next request would be relocate City Hall.

GEARHART PARK STATION PRO: LAND. already owned by the city. 2. COMMUNITY. close by the tennis court and water treatment plant. 3. PARKING. off street parking for remaining park.

HIGH POINT: safest for one time event.

MOVING FORWARD: Seaside is only three miles away. Could Gearhart and Seaside combine into one fire district?

Regarding funding, are you supportive of a bond? Yes

Regarding funding, would you like to see private donations to help cover costs? Yes

Donation contact info:

Would you like to stay updated via email on the new station and other important city issues?

The results of this submission may be viewed at:

<https://www.cityofgearhart.com/node/3741/submission/14061>



Are you a registered voter of Gearhart? Yes

Do you own property in Gearhart? Yes

Are you in support of a new Emergency Response & Resiliency Building in Gearhart? No

Which location would you rank as your #1 choice: Concept B: Pacific Way Station (Current Location)

Which location would you rank as your #2 choice: Concept C: High Point Station

Which location would you rank as your #3 choice: Concept A: Gearhart Park Station

Feedback and additional info? We are in favor of improving personnel training and recruitment along with ongoing upgrades and regular maintenance at current location. We do not believe the current station is inadequate.

Regarding funding, are you supportive of a bond? No

Regarding funding, would you like to see private donations to help cover costs? Yes

Donation contact info: Ask citizens to donate.... Anyone can vote "yes" for others to pay. The real question is, will citizens who want this pay for it?

Would you like to stay updated via email on the new station and other important city issues?

The results of this submission may be viewed at:

<https://www.cityofgearhart.com/node/3741/submission/12681>

Are you a registered voter of Gearhart? Yes

Do you own property in Gearhart? Yes

Are you in support of a new Emergency Response & Resiliency Building in Gearhart? No

Which location would you rank as your #1 choice: Concept B: Pacific Way Station (Current Location)

Which location would you rank as your #2 choice: Concept C: High Point Station

Which location would you rank as your #3 choice: Concept A: Gearhart Park Station

Feedback and additional info? We are in favor of improving personnel training and recruitment along with ongoing upgrades and regular maintenance at current location. We do not believe the current station is inadequate.

Regarding funding, are you supportive of a bond? No

Regarding funding, would you like to see private donations to help cover costs? Yes

Donation contact info: Ask citizens to donate.... Anyone can vote "yes" for others to pay. The real question is, will citizens who want this pay for it?

Would you like to stay updated via email on the new station and other important city issues? Yes ✓

The results of this submission may be viewed at:

<https://www.cityofgearhart.com/node/3741/submission/12651>

Are you a registered voter of Gearhart? Yes

Do you own property in Gearhart? Yes

Are you in support of a new Emergency Response & Resiliency Building in Gearhart? No

Which location would you rank as your #1 choice: Concept B: Pacific Way Station (Current Location)

Which location would you rank as your #2 choice: Concept B: Pacific Way Station (Current Location)

Which location would you rank as your #3 choice: Concept B: Pacific Way Station (Current Location)

Feedback and additional info? Pay for the schools first.

Regarding funding, are you supportive of a bond? No

Regarding funding, would you like to see private donations to help cover costs? Yes

Donation contact info: Mayor & city council.

Would you like to stay updated via email on the new station and other important city issues? Yes

The results of this submission may be viewed at:

<https://www.cityofgearhart.com/node/3741/submission/12661>

Are you a registered voter of Gearhart? Yes ✓

Do you own property in Gearhart? Yes ✓

Are you in support of a new Emergency Response & Resiliency Building in Gearhart? Yes ✓

Which location would you rank as your #1 choice: Concept A: Gearhart Park Station

Which location would you rank as your #2 choice: Concept A: Gearhart Park Station

Which location would you rank as your #3 choice: Concept A: Gearhart Park Station

Feedback and additional info? I would like to see the park location be the only location.

Regarding funding, are you supportive of a bond? Yes ✓

Regarding funding, would you like to see private donations to help cover costs? Yes ✓

Donation contact info:

Would you like to stay updated via email on the new station and other important city issues? No

*made changes*

The results of this submission may be viewed at:

<https://www.cityofgearhart.com/node/3741/submission/12631>

*(X) Zmes  
Ocup*

Are you a registered voter of Gearhart? Yes

Do you own property in Gearhart? Yes

Are you in support of a new Emergency Response & Resiliency Building in Gearhart? Yes

Which location would you rank as your #1 choice: Concept C: High Point Station

Which location would you rank as your #2 choice: Concept B: Pacific Way Station (Current Location)

Which location would you rank as your #3 choice: Concept A: Gearhart Park Station

Feedback and additional info? Please do not take our only park away. Also, why not use the elementary school? it will be empty next year.

Regarding funding, are you supportive of a bond? Yes

Regarding funding, would you like to see private donations to help cover costs? Yes

Donation contact info:

Would you like to stay updated via email on the new station and other important city issues?

The results of this submission may be viewed at:

<https://www.cityofgearhart.com/node/3741/submission/12611>

Are you a registered voter of Gearhart? Yes

Do you own property in Gearhart? Yes

Are you in support of a new Emergency Response & Resiliency Building in Gearhart? Yes

Which location would you rank as your #1 choice: Concept C: High Point Station

Which location would you rank as your #2 choice: Concept B: Pacific Way Station (Current Location)

Which location would you rank as your #3 choice: Concept A: Gearhart Park Station

Feedback and additional info? Location and community impact.

Regarding funding, are you supportive of a bond? Yes

Regarding funding, would you like to see private donations to help cover costs? Yes

Donation contact info:

Would you like to stay updated via email on the new station and other important city issues? Yes ✓

The results of this submission may be viewed at:

<https://www.cityofgearhart.com/node/3741/submission/12021>

Are you a registered voter of Gearhart? Yes

Do you own property in Gearhart? Yes

Are you in support of a new Emergency Response & Resiliency Building in Gearhart? Yes

Which location would you rank as your #1 choice: Concept C: High Point Station

Which location would you rank as your #2 choice: Concept A: Gearhart Park Station

Which location would you rank as your #3 choice: Concept B: Pacific Way Station (Current Location)

Feedback and additional info? Highest point, most resilient. Would like to retain the park amenity if possible.

Regarding funding, are you supportive of a bond? Yes

Regarding funding, would you like to see private donations to help cover costs? Yes

Donation contact info:

Would you like to stay updated via email on the new station and other important city issues? No

The results of this submission may be viewed at:

<https://www.cityofgearhart.com/node/3741/submission/10571>

Are you a registered voter of Gearhart? Yes

Do you own property in Gearhart? Yes

Are you in support of a new Emergency Response & Resiliency Building in Gearhart? Yes

Which location would you rank as your #1 choice: Concept C: High Point Station

Which location would you rank as your #2 choice: Concept A: Gearhart Park Station

Which location would you rank as your #3 choice: Concept B: Pacific Way Station (Current Location)

Feedback and additional info? I feel that if we are going to build a new emergency center then we should build the one that is the least likely to flood. It does not make sense to spend so much money on a riskier location.

Regarding funding, are you supportive of a bond? Yes

Regarding funding, would you like to see private donations to help cover costs? Yes

Donation contact info:

Would you like to stay updated via email on the new station and other important city issues? Yes ✓

The results of this submission may be viewed at:

<https://www.cityofgearhart.com/node/3741/submission/10671>



Are you a registered voter of Gearhart? Yes

Do you own property in Gearhart? Yes

Are you in support of a new Emergency Response & Resiliency Building in Gearhart? Yes

Which location would you rank as your #1 choice: Concept C: High Point Station

Which location would you rank as your #2 choice: Concept B: Pacific Way Station (Current Location)

Which location would you rank as your #3 choice: Concept A: Gearhart Park Station

Feedback and additional info? After reviewing all the pertinent information, I think that High Point is the clear first choice and would support a bond to fund it.

Regarding funding, are you supportive of a bond? Yes

Regarding funding, would you like to see private donations to help cover costs? Yes

Donation contact info:

Would you like to stay updated via email on the new station and other important city issues? Yes ✓

The results of this submission may be viewed at:

<https://www.cityofgearhart.com/node/3741/submission/10681>

Are you a registered voter of Gearhart? Yes

Do you own property in Gearhart? Yes

Are you in support of a new Emergency Response & Resiliency Building in Gearhart? Yes

Which location would you rank as your #1 choice: Concept C: High Point Station

Which location would you rank as your #2 choice: Concept B: Pacific Way Station (Current Location)

Which location would you rank as your #3 choice: Concept A: Gearhart Park Station

Feedback and additional info? I think building in our park would be a terrible idea. It is right in the middle of all public activity. In the case of emergency they have to get through all of downtown Gearhart and a school zone for almost all of their emergency calls. I believe it would be more disruptive to the community and destroy one of the few city parks that we have. I think it would make even more sense to move the station closer to 101 where access to the main road would be greater but I know the elevation restraints are one of the main considerations for the new building.

Regarding funding, are you supportive of a bond? Yes

Regarding funding, would you like to see private donations to help cover costs? Yes

Donation contact info: all property and business owners in Gearhart

Would you like to stay updated via email on the new station and other important city issues? Yes ✓

The results of this submission may be viewed at:

<https://www.cityofgearhart.com/node/3741/submission/10341>

Are you a registered voter of Gearhart? Yes

✓ Do you own property in Gearhart? No

→ renter!

Are you in support of a new Emergency Response & Resiliency Building in Gearhart? Yes

Which location would you rank as your #1 choice: Concept C: High Point Station

Which location would you rank as your #2 choice: Concept B: Pacific Way Station (Current Location)

Which location would you rank as your #3 choice: Concept A: Gearhart Park Station

Feedback and additional info? Is it possible the building could be used for community events.

Regarding funding, are you supportive of a bond? Yes

Regarding funding, would you like to see private donations to help cover costs? Yes

Donation contact info:

Would you like to stay updated via email on the new station and other important city issues? No

The results of this submission may be viewed at:

<https://www.cityofgearhart.com/node/3741/submission/10901>

Are you a registered voter of Gearhart? Yes

Do you own property in Gearhart? Yes

Are you in support of a new Emergency Response & Resiliency Building in Gearhart? Yes

Which location would you rank as your #1 choice: Concept B: Pacific Way Station (Current Location)

Which location would you rank as your #2 choice: Concept C: High Point Station

Which location would you rank as your #3 choice: Concept A: Gearhart Park Station

Feedback and additional info? I would think that this should be a county wide station being able to serve Seaside and Gearhart with locations being on the highway, one similar to the one north on Hwy 101

Regarding funding, are you supportive of a bond? Yes

Regarding funding, would you like to see private donations to help cover costs? Yes

Donation contact info:

Would you like to stay updated via email on the new station and other important city issues? Yes ✓

The results of this submission may be viewed at:

<https://www.cityofgearhart.com/node/3741/submission/11301>

Are you a registered voter of Gearhart? Yes

Do you own property in Gearhart? Yes

Are you in support of a new Emergency Response & Resiliency Building in Gearhart? Yes

Which location would you rank as your #1 choice: Concept C: High Point Station

Which location would you rank as your #2 choice: Concept C: High Point Station

Which location would you rank as your #3 choice: Concept C: High Point Station

Feedback and additional info?

The only location I would support is the High Point Station. It is critical that we locate our new station in the safest location available.

I do not support either of the other options and consider them a waste of our resources.

Regarding funding, are you supportive of a bond? Yes

Regarding funding, would you like to see private donations to help cover costs? Yes

Donation contact info:

Would you like to stay updated via email on the new station and other important city issues? Yes

The results of this submission may be viewed at:

<https://www.cityofgearhart.com/node/3741/submission/11121>

Best Phone:

Are you a registered voter of Gearhart? Yes

Do you own property in Gearhart? Yes

Are you in support of a new Emergency Response & Resiliency Building in Gearhart? Yes

Which location would you rank as your #1 choice: Concept B: Pacific Way Station (Current Location)

Which location would you rank as your #2 choice: Concept C: High Point Station

Which location would you rank as your #3 choice: Concept A: Gearhart Park Station

Feedback and additional info? I think it's terrible that it is even a consideration to take away the park from the residents of Gearhart, especially if it was truly dedeed to the city for park purposes only.

Regarding funding, are you supportive of a bond? Yes

Regarding funding, would you like to see private donations to help cover costs? Yes

Donation contact info:

Would you like to stay updated via email on the new station and other important city issues? No

The results of this submission may be viewed at:

<https://www.cityofgearhart.com/node/3741/submission/11601>

2021-11-18 09:07:00

Are you a registered voter of Gearhart? Yes

Do you own property in Gearhart? Yes

Are you in support of a new Emergency Response & Resiliency Building in Gearhart? Yes

Which location would you rank as your #1 choice: Concept A: Gearhart Park Station

Which location would you rank as your #2 choice: Concept C: High Point Station

Which location would you rank as your #3 choice: Concept B: Pacific Way Station (Current Location)

Feedback and additional info? Conversations with neighbors and Planning Commission members. Projected costs and impact on property taxes.

Regarding funding, are you supportive of a bond? Yes

Regarding funding, would you like to see private donations to help cover costs? Yes

Donation contact info:

Would you like to stay updated via email on the new station and other important city issues? Yes ✓

The results of this submission may be viewed at:

<https://www.cityofgearhart.com/node/3741/submission/11631>

Are you a registered voter of Gearhart? Yes

Do you own property in Gearhart? Yes

Are you in support of a new Emergency Response & Resiliency Building in Gearhart? Yes

Which location would you rank as your #1 choice: Concept C: High Point Station

Which location would you rank as your #2 choice: Concept B: Pacific Way Station (Current Location)

Which location would you rank as your #3 choice: Concept A: Gearhart Park Station

Feedback and additional info? High Point station does not impose on Pacific Way or park. I'm partly in favor of a bond.

Regarding funding, are you supportive of a bond? No

Regarding funding, would you like to see private donations to help cover costs? Yes

Donation contact info:

Would you like to stay updated via email on the new station and other important city issues? Yes ✓

The results of this submission may be viewed at:

<https://www.cityofgearhart.com/node/3741/submission/11841>



Are you a registered voter of Gearhart? Yes

Do you own property in Gearhart? Yes

Are you in support of a new Emergency Response & Resiliency Building in Gearhart? Yes

Which location would you rank as your #1 choice: Concept A: Gearhart Park Station

Which location would you rank as your #2 choice: Concept B: Pacific Way Station (Current Location)

Which location would you rank as your #3 choice: Concept C: High Point Station

Feedback and additional info? I'm not a fan of any of the options but I understand the limited options when it comes to optimal real estate in Gearhart. I don't feel 100% about supporting the current options with a bond. Since I live across the highway from all options it would be most likely not an option for my family in the event of an emergency. Additionally there are large portions of the city that would not be able to access the station in the event of Tsunami, earthquake, any type of flooding. I know that no option would 100% cover everyone's concerns but I would need more convincing of any of these options to vote in favor. Optimal location and design are more of a concern than cost for me,

Regarding funding, are you supportive of a bond? No

Regarding funding, would you like to see private donations to help cover costs? No

Donation contact info:

Would you like to stay updated via email on the new station and other important city issues? Yes ✓

The results of this submission may be viewed at:

<https://www.cityofgearhart.com/node/3741/submission/12501>

2021-11-18 09:11:40

Are you a registered voter of Gearhart? Yes

Do you own property in Gearhart? Yes

Are you in support of a new Emergency Response & Resiliency Building in Gearhart? Yes

Which location would you rank as your #1 choice: Concept C: High Point Station

Which location would you rank as your #2 choice: Concept A: Gearhart Park Station

Which location would you rank as your #3 choice: Concept B: Pacific Way Station (Current Location)

Feedback and additional info? None

Regarding funding, are you supportive of a bond? Yes

Regarding funding, would you like to see private donations to help cover costs? Yes

Donation contact info: None

Would you like to stay updated via email on the new station and other important city issues? Yes ✓

The results of this submission may be viewed at:

<https://www.cityofgearhart.com/node/3741/submission/12471>

Are you a registered voter of Gearhart? Yes

Do you own property in Gearhart? Yes

Are you in support of a new Emergency Response & Resiliency Building in Gearhart? Yes

Which location would you rank as your #1 choice: Concept A: Gearhart Park Station

Which location would you rank as your #2 choice: Concept C: High Point Station

Which location would you rank as your #3 choice: Concept B: Pacific Way Station (Current Location)

Feedback and additional info? Anything to help our community be more prepared and keep our citizens safe is a step in the right direction.

Regarding funding, are you supportive of a bond? Yes

Regarding funding, would you like to see private donations to help cover costs? Yes

Donation contact info:

Would you like to stay updated via email on the new station and other important city issues? Yes ✓

The results of this submission may be viewed at:

<https://www.cityofgearhart.com/node/3741/submission/12461>

Are you a registered voter of Gearhart? Yes

Do you own property in Gearhart? No

Are you in support of a new Emergency Response & Resiliency Building in Gearhart? Yes

Which location would you rank as your #1 choice: Concept C: High Point Station

Which location would you rank as your #2 choice: Concept A: Gearhart Park Station

Which location would you rank as your #3 choice: Concept B: Pacific Way Station (Current Location)

Feedback and additional info? High Point seems like the smartest pick, assuming the homeowners there are ok with it.

The current location is the worst because it's the lowest, so despite not loving the park idea, that feels like a safer pick for second place.

Regarding funding, are you supportive of a bond? Yes

Regarding funding, would you like to see private donations to help cover costs? Yes

Donation contact info:

Would you like to stay updated via email on the new station and other important city issues? Yes

The results of this submission may be viewed at:

<https://www.cityofgearhart.com/node/3741/submission/12491>

Ad

Are you a registered voter of Gearhart? Yes

Do you own property in Gearhart? Yes

Are you in support of a new Emergency Response & Resiliency Building in Gearhart? No

Which location would you rank as your #1 choice: Concept C: High Point Station

Which location would you rank as your #2 choice: Concept B: Pacific Way Station (Current Location)

Which location would you rank as your #3 choice: Concept A: Gearhart Park Station

Feedback and additional info?

Gearhart park is a place for all the residents, and should not be considered for any other purposes. For whatever reason, protecting the park is more important than building a new station. If a new station must be built, any other location can be considered than the park station. The building cost could be re-considered. The current estimated cost of a new station sounds really high.

Did the cost of building the park been included into the calculation of the cost of new station in the park location? The cost of the old park and new park should be taken into the consideration of the estimated cost of the park station, too. If that cost is taken into consideration, the cost of building a new station in park location would be higher than the cost of building the station in the other two locations.

Regarding funding, are you supportive of a bond? Yes

Regarding funding, would you like to see private donations to help cover costs? Yes

Donation contact info:

Would you like to stay updated via email on the new station and other important city issues? Yes ✓

Angela

The results of this submission may be viewed at:  
<https://www.cityofgearhart.com/node/3741/submission/12451>

(X) [Signature]

Email: na

Best Phone:

Are you a registered voter of Gearhart? Yes

Do you own property in Gearhart? No

Are you in support of a new Emergency Response & Resiliency Building in Gearhart? Yes

Which location would you rank as your #1 choice: Concept C: High Point Station

Which location would you rank as your #2 choice: Concept B: Pacific Way Station (Current Location)

Which location would you rank as your #3 choice: Concept A: Gearhart Park Station

Feedback and additional info? na

Regarding funding, are you supportive of a bond? Yes

Regarding funding, would you like to see private donations to help cover costs? Yes

Donation contact info:

Would you like to stay updated via email on the new station and other important city issues?

The results of this submission may be viewed at:

<https://www.cityofgearhart.com/node/3741/submission/12361>

Are you a registered voter of Gearhart? Yes

Do you own property in Gearhart? Yes

Are you in support of a new Emergency Response & Resiliency Building in Gearhart? Yes

Which location would you rank as your #1 choice: Concept C: High Point Station

Which location would you rank as your #2 choice: Concept B: Pacific Way Station (Current Location)

Which location would you rank as your #3 choice: Concept A: Gearhart Park Station

Feedback and additional info? na

Regarding funding, are you supportive of a bond? Yes

Regarding funding, would you like to see private donations to help cover costs? Yes

Donation contact info:

Would you like to stay updated via email on the new station and other important city issues? No

The results of this submission may be viewed at:

<https://www.cityofgearhart.com/node/3741/submission/12351>

Are you a registered voter of Gearhart? Yes

Do you own property in Gearhart? Yes

Are you in support of a new Emergency Response & Resiliency Building in Gearhart? Yes

Which location would you rank as your #1 choice: Concept C: High Point Station

Which location would you rank as your #2 choice: Concept A: Gearhart Park Station

Which location would you rank as your #3 choice: Concept B: Pacific Way Station (Current Location)

Feedback and additional info? I am concerned about the impact of property taxes

Regarding funding, are you supportive of a bond? No

Regarding funding, would you like to see private donations to help cover costs? Yes

Donation contact info:

Would you like to stay updated via email on the new station and other important city issues? No

The results of this submission may be viewed at:

<https://www.cityofgearhart.com/node/3741/submission/12321>

~~SPICE~~



DEST: HOME: 0007007000

Are you a registered voter of Gearhart? Yes

Do you own property in Gearhart? Yes

Are you in support of a new Emergency Response & Resiliency Building in Gearhart? Yes

Which location would you rank as your #1 choice: Concept A: Gearhart Park Station

Which location would you rank as your #2 choice: Concept C: High Point Station

Which location would you rank as your #3 choice: Concept B: Pacific Way Station (Current Location)

Feedback and additional info? The park is a more centralized location. The City already owns the property. It will enhance the park making it an actual park that the public can use. It is the most cost-effective option. The facility will not be limited to a specific footprint size. As the high point location, is not big enough to handle a single-story facility. If high point is chosen, call response times will be much longer. It will be difficult getting to and from the station especially during heavy tourist times. The current location is not an option due to the elevation, the site prep/excavation needed and needing a temporary structure to operate out of while the new facility is being built.

Regarding funding, are you supportive of a bond? Yes

Regarding funding, would you like to see private donations to help cover costs? Yes

Donation contact info:

Would you like to stay updated via email on the new station and other important city issues? Yes ✓

The results of this submission may be viewed at:

<https://www.cityofgearhart.com/node/3741/submission/12211>

Are you a registered voter of Gearhart? Yes

Do you own property in Gearhart? Yes

Are you in support of a new Emergency Response & Resiliency Building in Gearhart? Yes

Which location would you rank as your #1 choice: Concept C: High Point Station

Which location would you rank as your #2 choice: Concept B: Pacific Way Station (Current Location)

Which location would you rank as your #3 choice: Concept A: Gearhart Park Station

Feedback and additional info?

We need a station above tsunami waters and High Point seems like the best choice.

Pacific Way shouldn't be in consideration do to it's water exposure.

Why ruin a Park in a beautiful city like Gearhart?

Regarding funding, are you supportive of a bond? Yes

Regarding funding, would you like to see private donations to help cover costs? No

Donation contact info:

Would you like to stay updated via email on the new station and other important city issues? Yes ✓

The results of this submission may be viewed at:

<https://www.cityofgearhart.com/node/3741/submission/12171>

Are you a registered voter of Gearhart? Yes

Do you own property in Gearhart? Yes

Are you in support of a new Emergency Response & Resiliency Building in Gearhart? Yes

Which location would you rank as your #1 choice: Concept B: Pacific Way Station (Current Location)

Which location would you rank as your #2 choice: Concept C: High Point Station

Which location would you rank as your #3 choice: Concept A: Gearhart Park Station

Feedback and additional info? I won't vote in favor of anything being built on the park location. Please leave the beautiful park as is. A structure such as a fire station or municipal offices would ruin the aesthetic of our beloved park and be disruptive to our residents living in that area. I am not opposed to tourists and vacationers visiting the park or the beach but lets not become Seaside or Cannon Beach.

Regarding funding, are you supportive of a bond? Yes

Regarding funding, would you like to see private donations to help cover costs? Yes

Donation contact info:

Would you like to stay updated via email on the new station and other important city issues? Yes ✓

The results of this submission may be viewed at:

<https://www.cityofgearhart.com/node/3741/submission/12091>

Are you a registered voter of Gearhart? Yes

Do you own property in Gearhart? Yes

Are you in support of a new Emergency Response & Resiliency Building in Gearhart? Yes

Which location would you rank as your #1 choice: Concept C: High Point Station

Which location would you rank as your #2 choice: Concept A: Gearhart Park Station

Which location would you rank as your #3 choice: Concept B: Pacific Way Station (Current Location)

Feedback and additional info? This is for the 2 people who live at my house. ←

Regarding funding, are you supportive of a bond? No

Regarding funding, would you like to see private donations to help cover costs? Yes

Donation contact info:

Would you like to stay updated via email on the new station and other important city issues? Yes ✓

The results of this submission may be viewed at:

<https://www.cityofgearhart.com/node/3741/submission/12401>

Best Phone: 303 13304

Are you a registered voter of Gearhart? Yes

Do you own property in Gearhart? Yes

Are you in support of a new Emergency Response & Resiliency Building in Gearhart? Yes

Which location would you rank as your #1 choice: Concept C: High Point Station

Which location would you rank as your #2 choice: Concept A: Gearhart Park Station

Which location would you rank as your #3 choice: Concept B: Pacific Way Station (Current Location)

Feedback and additional info? This is for the 2 people who live at my house. ←

Regarding funding, are you supportive of a bond? No

Regarding funding, would you like to see private donations to help cover costs? Yes

Donation contact info:

Would you like to stay updated via email on the new station and other important city issues? Yes ✓

The results of this submission may be viewed at:

<https://www.cityofgearhart.com/node/3741/submission/12401>

Are you a registered voter of Gearhart? Yes

Do you own property in Gearhart? Yes

Are you in support of a new Emergency Response & Resiliency Building in Gearhart? Yes

Which location would you rank as your #1 choice: Concept C: High Point Station

Which location would you rank as your #2 choice: Concept A: Gearhart Park Station

Which location would you rank as your #3 choice: Concept B: Pacific Way Station (Current Location)

Feedback and additional info? The High Point Station for it's 65'height of land, and still reasonable cost. If the Park location is used, a new park should be created, perhaps in the old Pacific way location. Pacific Way Station is 3rd choice due to the negativity of needing temporary structure AND the low lying location for tsunami risk.

Regarding funding, are you supportive of a bond? Yes

Regarding funding, would you like to see private donations to help cover costs? Yes

Donation contact info: (blank)

Would you like to stay updated via email on the new station and other important city issues?

The results of this submission may be viewed at:

<https://www.cityofgearhart.com/node/3741/submission/7691>

Are you a registered voter of Gearhart? Yes

Do you own property in Gearhart? Yes

Are you in support of a new Emergency Response & Resiliency Building in Gearhart? Yes

Which location would you rank as your #1 choice: Concept C: High Point Station

Which location would you rank as your #2 choice: Concept A: Gearhart Park Station

Which location would you rank as your #3 choice: Concept B: Pacific Way Station (Current Location)

Feedback and additional info? The High Point Station for it's 65'height of land, and still reasonable cost. If the Park location is used, a new park should be created, perhaps in the old Pacific way location. Pacific Way Station is 3rd choice due to the negativity of needing temporary structure AND the low lying location for tsunami risk.

Regarding funding, are you supportive of a bond? Yes

Regarding funding, would you like to see private donations to help cover costs? Yes

Donation contact info:

Would you like to stay updated via email on the new station and other important city issues? Yes ✓

The results of this submission may be viewed at:

<https://www.cityofgearhart.com/node/3741/submission/7661>

Are you a registered voter of Gearhart? No

Do you own property in Gearhart? Yes

Are you in support of a new Emergency Response & Resiliency Building in Gearhart? Yes

Which location would you rank as your #1 choice: Concept C: High Point Station

Which location would you rank as your #2 choice: Concept B: Pacific Way Station (Current Location)

Which location would you rank as your #3 choice: Concept A: Gearhart Park Station

Feedback and additional info? We would hate for the existing park to become a fire station and parking lot.

Regarding funding, are you supportive of a bond? Yes

Regarding funding, would you like to see private donations to help cover costs? No

Donation contact info: (blank)

The results of this submission may be viewed at:

<https://www.cityofgearhart.com/node/3741/submission/5831>



DEST PHONE: 0120107012

Are you a registered voter of Gearhart? No

Do you own property in Gearhart? Yes

Are you in support of a new Emergency Response & Resiliency Building in Gearhart? Yes

Which location would you rank as your #1 choice: Concept C: High Point Station

Which location would you rank as your #2 choice: Concept B: Pacific Way Station (Current Location)

Which location would you rank as your #3 choice: Concept A: Gearhart Park Station

Feedback and additional info?

Lesley Miller Dunes Meadow Park (aka Gearhart Park) should not be considered an option for the proposed new fire station. Thus, I have ranked it third of the three options, in last place.

The land for the Park was donated with restriction on the deed that states that the land would be "...for municipal park purposes and for no other purpose". The City must respect the donor's intent in this matter.

The Park is an amazing community asset as it is, that helps define Gearhart as an open and welcoming place for all its residents, guests and visitors.

The best site for the proposed new fire station is the High Point Station location for the following reasons:

Of the three options provided, it alone is situated at an elevation (62' to 65' feet) well above the assumed tsunami surge height of 50'.

The geology of the High Point Station site is stable, packed sand, with minimum construction prep work required.

DOGAMI requires no exception for the High Point Station site.

The resiliency of this site is excellent, and would most likely not be flooded by any size event. This is a crucial point - the elevation of the other two sites is lower than the predicted tsunami surge height of 50'.

If the City is going to go to the trouble and expense of relocating the new fire station to a location that will give it the best chance of surviving a tsunami surge event, and thus be able to help as many citizens as possible in the aftermath, it must be built on a site that is not already compromised by its elevation, or lack thereof. We have to think of the long term and the interests of future generations.

The High Point Station site is adjacent to an area of the City that already has commercial activity nearby - the McMenamins Hotel and Restaurant, the Gearhart Golf Course, as well as the Gearhart-by-the-Sea condominiums and rental units.

While the cost estimates suggest that the High Point Station could be the most expensive of the three options, these proposed costs are just estimates at this point and do not take into account in the case of the Park location, the cost of trying to remove the deed restriction, which is not certain to succeed and likely would result in a law suit filed to prevent that from happening.

The estimated property tax cost/\$1,000 of home value for each option is not very different between the three: \$0.55 - \$0.77 for the Park location; \$0.66 - \$0.88 for the Pacific Way location; and \$0.66 - \$0.99 for the High Point Station location, a difference of \$0.11 on the low end that \$0.22 on the high end. This difference translates into \$44 - \$88/year of additional tax cost on a \$400,000 home. This annual estimated additional amount of taxes should not drive the decision about location and does emphasize the importance, when building for the long term, in choosing a site that has the best chance of most reliably surviving the 50' high assumed tsunami surge after an earthquake event.

For these reasons, I choose the High Point Station location as the best one for the proposed new fire station. I also reiterate my opposition to having it built in the Park.

Respectfully,

I supportive of a bond? Yes

you like to see private donations to help cover costs? No

Best Phone: 2000 70 1010

Are you a registered voter of Gearhart? No

Do you own property in Gearhart? Yes

Are you in support of a new Emergency Response & Resiliency Building in Gearhart? Yes

Which location would you rank as your #1 choice: Concept A: Gearhart Park Station

Which location would you rank as your #2 choice: Concept C: High Point Station

Which location would you rank as your #3 choice: Concept B: Pacific Way Station (Current Location)

Feedback and additional info? N/A

Regarding funding, are you supportive of a bond? Yes

Regarding funding, would you like to see private donations to help cover costs? Yes

Donation contact info:

The results of this submission may be viewed at:

<https://www.cityofgearhart.com/node/3741/submission/5601>

— Are you a registered voter of Gearhart? No

Do you own property in Gearhart? Yes

Are you in support of a new Emergency Response & Resiliency Building in Gearhart? Yes

Which location would you rank as your #1 choice: Concept B: Pacific Way Station (Current Location)

Which location would you rank as your #2 choice: Concept C: High Point Station

Which location would you rank as your #3 choice: Concept A: Gearhart Park Station

Feedback and additional info? I am opposed to a new facility in the Park. It is a special place enjoyed by one and all and it seems that the existing space would be more suitable and cost effective.

Regarding funding, are you supportive of a bond? No

Regarding funding, would you like to see private donations to help cover costs? No

Donation contact info:

The results of this submission may be viewed at:

<https://www.cityofgearhart.com/node/3741/submission/5821>

Are you a registered voter of Gearhart? No

Do you own property in Gearhart? Yes

Are you in support of a new Emergency Response & Resiliency Building in Gearhart? Yes

Which location would you rank as your #1 choice: Concept B: Pacific Way Station (Current Location)

Which location would you rank as your #2 choice: Concept A: Gearhart Park Station

Which location would you rank as your #3 choice: Concept A: Gearhart Park Station

Feedback and additional info? It seems the easiest and least expensive. Everyone is used to the Fire Station being where it is. There is plenty of room to expand and few obstacles ie: purchasing the property and others. Gearhart could get an architect draw up a plan everyone liked and go for it.

Regarding funding, are you supportive of a bond? Yes

Regarding funding, would you like to see private donations to help cover costs? No

Donation contact info:

The results of this submission may be viewed at:

<https://www.cityofgearhart.com/node/3741/submission/5841>

Are you a registered voter of Gearhart? No

Do you own property in Gearhart? Yes

Are you in support of a new Emergency Response & Resiliency Building in Gearhart? Yes

Which location would you rank as your #1 choice: Concept C: High Point Station

Which location would you rank as your #2 choice: Concept A: Gearhart Park Station

Which location would you rank as your #3 choice: Concept B: Pacific Way Station (Current Location)

Feedback and additional info?

The most compelling factor for me is the High Point concept/location's rating of excellent in terms of resiliency in a tsunami - why risk millions on anything less than that? The swing in cost between A/B/C is not great enough to justify a different choice than the one with the best prospect of withstanding disaster.

Curious about the need for parking at any of these concepts - for employees? volunteers? the public? unclear what the need is to provide parking on the site or how many spaces would actually make sense.

Regarding funding, are you supportive of a bond? Yes

Regarding funding, would you like to see private donations to help cover costs? No

Donation contact info:

The results of this submission may be viewed at:

<https://www.cityofgearhart.com/node/3741/submission/5851>

Are you a registered voter of Gearhart? No

Do you own property in Gearhart? Yes

Are you in support of a new Emergency Response & Resiliency Building in Gearhart? Yes

Which location would you rank as your #1 choice: Concept B: Pacific Way Station (Current Location)

Which location would you rank as your #2 choice: Concept C: High Point Station

Which location would you rank as your #3 choice: Concept A: Gearhart Park Station

Feedback and additional info? I personally think the new station should be on high property across from Highway 101. I would NEVER run toward a fire station that is located in old Gearhart but would run toward high ground as far away from the ocean as possible. How would first responders get to a station that is so close to the ocean??? I also strongly object to using our Lesley Miller City Park for this use! Please keep looking for the right location. AND why not combine forces with Seaside and Warrenton fire departments. It appears they respond to Gearhart activity already.

Regarding funding, are you supportive of a bond? Yes

Regarding funding, would you like to see private donations to help cover costs? Yes

Donation contact info:

Would you like to stay updated via email on the new station and other important city issues? Yes ✓

The results of this submission may be viewed at:

<https://www.cityofgearhart.com/node/3741/submission/6401>

—Are you a registered voter of Gearhart? No

Do you own property in Gearhart? Yes

Are you in support of a new Emergency Response & Resiliency Building in Gearhart? Yes

Which location would you rank as your #1 choice: Concept C: High Point Station

Which location would you rank as your #2 choice: Concept B: Pacific Way Station (Current Location)

Which location would you rank as your #3 choice: Concept B: Pacific Way Station (Current Location)

Feedback and additional info? Unable to support the park location since it was donated as a park and should remain a park.

Regarding funding, are you supportive of a bond? Yes

Regarding funding, would you like to see private donations to help cover costs? Yes

Donation contact info:

Would you like to stay updated via email on the new station and other important city issues? Yes ✓

The results of this submission may be viewed at:

<https://www.cityofgearhart.com/node/3741/submission/6411>

Are you a registered voter of Gearhart? No

Do you own property in Gearhart? Yes

Are you in support of a new Emergency Response & Resiliency Building in Gearhart? Yes

Which location would you rank as your #1 choice: Concept C: High Point Station

Which location would you rank as your #2 choice: Concept B: Pacific Way Station (Current Location)

Which location would you rank as your #3 choice: Concept B: Pacific Way Station (Current Location)

Feedback and additional info? I tried to leave option 3 blank, but the form would not allow me to do so. I do not support using the park under any circumstances. I support the location at High Point Station if the city determines a fire station is needed for our resiliency plan. I do not believe the costs of building a station in the park have been adequately determined. I believe it would be much more expensive than calculated by the committee. I would also like to further investigate the possibilities of partnering with Seaside and/or Warranton for a fire station. I believe Gearhart could possibly benefit from a "resiliency" station that would provide shelter and emergency services in case of a Tsunami without fire trucks being a secondary part of the plan.

Regarding funding, are you supportive of a bond? Yes

Regarding funding, would you like to see private donations to help cover costs? Yes

Donation contact info: I would support this but do not know anyone at this time. It would perhaps be possible to look into a trade situation.

Would you like to stay updated via email on the new station and other important city issues? Yes

The results of this submission may be viewed at:

<https://www.cityofgearhart.com/node/3741/submission/6421>



—Are you a registered voter of Gearhart? No

Do you own property in Gearhart? Yes

Are you in support of a new Emergency Response & Resiliency Building in Gearhart? Yes

Which location would you rank as your #1 choice: Concept C: High Point Station

Which location would you rank as your #2 choice: Concept C: High Point Station

Which location would you rank as your #3 choice: Concept C: High Point Station

Feedback and additional info? Seems like the only choice!

Regarding funding, are you supportive of a bond? Yes

Regarding funding, would you like to see private donations to help cover costs? Yes

Donation contact info:

Would you like to stay updated via email on the new station and other important city issues? Yes ✓

The results of this submission may be viewed at:

<https://www.cityofgearhart.com/node/3741/submission/6441>

Are you a registered voter of Gearhart? No

Do you own property in Gearhart? Yes

Are you in support of a new Emergency Response & Resiliency Building in Gearhart? Yes

Which location would you rank as your #1 choice: Concept B: Pacific Way Station (Current Location)

Which location would you rank as your #2 choice: Concept C: High Point Station

Which location would you rank as your #3 choice: Concept A: Gearhart Park Station

Feedback and additional info?

Current site within commercial area, with wider street, Pacific Way.

High Point in congested area, with motel, hotel, apartments, residences, golf course and 10th Street access to beach.

Gearhart Park is located closer to beach. Close to homes. Keep the PARK a PARK.

Regarding funding, are you supportive of a bond? Yes

Regarding funding, would you like to see private donations to help cover costs? Yes

Donation contact info: Don't have any. If someone can and desires such then allow them to donate.

Would you like to stay updated via email on the new station and other important city issues? Yes ✓

The results of this submission may be viewed at:

<https://www.cityofgearhart.com/node/3741/submission/11591>

—Are you a registered voter of Gearhart? No

Do you own property in Gearhart? Yes

Are you in support of a new Emergency Response & Resiliency Building in Gearhart? Yes

Which location would you rank as your #1 choice: Concept B: Pacific Way Station (Current Location)

Which location would you rank as your #2 choice: Concept A: Gearhart Park Station

Which location would you rank as your #3 choice: Concept C: High Point Station

Feedback and additional info? Less invasive to other views and residences

Regarding funding, are you supportive of a bond? Yes

Regarding funding, would you like to see private donations to help cover costs? Yes

Donation contact info:

Would you like to stay updated via email on the new station and other important city issues? Yes ✓

The results of this submission may be viewed at:

<https://www.cityofgearhart.com/node/3741/submission/11621>

Do you own property in Gearhart? Yes  
Are you a registered voter of Gearhart? No

Do you own property in Gearhart? Yes

Are you in support of a new Emergency Response & Resiliency Building in Gearhart? Yes

Which location would you rank as your #1 choice: Concept A: Gearhart Park Station

Which location would you rank as your #2 choice: Concept C: High Point Station

Which location would you rank as your #3 choice: Concept B: Pacific Way Station (Current Location)

Feedback and additional info? Resist adding frills, but building the space and finishing some of it later may be a wise use of money.

Regarding funding, are you supportive of a bond? Yes

Regarding funding, would you like to see private donations to help cover costs? No

Donation contact info:

Would you like to stay updated via email on the new station and other important city issues?

The results of this submission may be viewed at:

<https://www.cityofgearhart.com/node/3741/submission/9541>

Are you a registered voter of Gearhart? No

Do you own property in Gearhart? Yes

Are you in support of a new Emergency Response & Resiliency Building in Gearhart? Yes

Which location would you rank as your #1 choice: Concept A: Gearhart Park Station

Which location would you rank as your #2 choice: Concept C: High Point Station

Which location would you rank as your #3 choice: Concept B: Pacific Way Station (Current Location)

Feedback and additional info? Resist adding frills, but building the space and finishing some of it later may be a wise use of money.

Regarding funding, are you supportive of a bond? Yes

Regarding funding, would you like to see private donations to help cover costs? No

Donation contact info:

Would you like to stay updated via email on the new station and other important city issues? No

The results of this submission may be viewed at:

<https://www.cityofgearhart.com/node/3741/submission/9521>

Best Phone:

Are you a registered voter of Gearhart? No

Do you own property in Gearhart? Yes

Are you in support of a new Emergency Response & Resiliency Building in Gearhart? No

Which location would you rank as your #1 choice: Concept C: High Point Station

Which location would you rank as your #2 choice: Concept A: Gearhart Park Station

Which location would you rank as your #3 choice: Concept B: Pacific Way Station (Current Location)

Feedback and additional info?

Why does it matter where I vote if I own property and spend time there?

I stated no to a new building because I think we should consider joining forces with Seaside for better and cheaper service.

If we do build, it should obviously be at the site with the highest elevation.

Temporary shelter for those whose homes are unlivable is a priority.

Regarding funding, are you supportive of a bond? No

Regarding funding, would you like to see private donations to help cover costs? Yes

Donation contact info: By private donations, I mean federal and state grants.

Would you like to stay updated via email on the new station and other important city issues? Yes ✓

The results of this submission may be viewed at:

<https://www.cityofgearhart.com/node/3741/submission/9861>

Are you a registered voter of Gearhart? No

Do you own property in Gearhart? Yes

Are you in support of a new Emergency Response & Resiliency Building in Gearhart? Yes

Which location would you rank as your #1 choice: Concept C: High Point Station

Which location would you rank as your #2 choice: Concept B: Pacific Way Station (Current Location)

Which location would you rank as your #3 choice: Concept A: Gearhart Park Station

Feedback and additional info? N/A

Regarding funding, are you supportive of a bond? Yes

Regarding funding, would you like to see private donations to help cover costs? No

Donation contact info:

Would you like to stay updated via email on the new station and other important city issues? Yes

The results of this submission may be viewed at:

<https://www.cityofgearhart.com/node/3741/submission/9851>

Are you a registered voter of Gearhart? No

Do you own property in Gearhart? Yes

Are you in support of a new Emergency Response & Resiliency Building in Gearhart? Yes

Which location would you rank as your #1 choice: Concept A: Gearhart Park Station

Which location would you rank as your #2 choice: Concept B: Pacific Way Station (Current Location)

Which location would you rank as your #3 choice: Concept C: High Point Station

Feedback and additional info?

central location, safe from tsunami

Regarding funding, are you supportive of a bond? Yes

Regarding funding, would you like to see private donations to help cover costs? Yes

Donation contact info: local sales tax

Would you like to stay updated via email on the new station and other important city issues? Yes

The results of this submission may be viewed at:

<https://www.cityofgearhart.com/node/3741/submission/9831>



— Are you a registered voter of Gearhart? No  
Do you own property in Gearhart? Yes  
Are you in support of a new Emergency Response & Resiliency Building in Gearhart? Yes  
Which location would you rank as your #1 choice: Concept C: High Point Station  
Which location would you rank as your #2 choice: Concept B: Pacific Way Station (Current Location)  
Which location would you rank as your #3 choice: Concept A: Gearhart Park Station  
Feedback and additional info? The High Point Station seem's like the best location for emergencies  
Regarding funding, are you supportive of a bond? Yes  
Regarding funding, would you like to see private donations to help cover costs? No  
Donation contact info:  
Would you like to stay updated via email on the new station and other important city issues? Yes ✓

The results of this submission may be viewed at:  
<https://www.cityofgearhart.com/node/3741/submission/8741>

Are you a registered voter of Gearhart? No

Do you own property in Gearhart? Yes

Are you in support of a new Emergency Response & Resiliency Building in Gearhart? Yes

Which location would you rank as your #1 choice: Concept B: Pacific Way Station (Current Location)

Which location would you rank as your #2 choice: Concept C: High Point Station

Which location would you rank as your #3 choice: Concept A: Gearhart Park Station

Feedback and additional info? Given that the majority of the homes in Gearhart were built long before the firestation, 1958 is young and the building, surely, can be updated modestly. Being staffed by volunteers and in consideration of the fact that most calls are not major with large losses due to fire; a cost-effective remodel of the current building is the prudent decision.

Regarding funding, are you supportive of a bond? Yes

Regarding funding, would you like to see private donations to help cover costs? No

Donation contact info:

Would you like to stay updated via email on the new station and other important city issues? Yes ✓

The results of this submission may be viewed at:

<https://www.cityofgearhart.com/node/3741/submission/8751>

Are you a registered voter of Gearhart? No

Do you own property in Gearhart? Yes

Are you in support of a new Emergency Response & Resiliency Building in Gearhart? Yes

Which location would you rank as your #1 choice: Concept C: High Point Station

Which location would you rank as your #2 choice: Concept B: Pacific Way Station (Current Location)

Which location would you rank as your #3 choice: Concept A: Gearhart Park Station

Feedback and additional info? The Gearhart park has been part of our Gearhart community, not just for Ocean Avenue residents, and the only large public place for all to enjoy the gorgeous ocean view from a park setting. Mrs. Miller knew what she was doing when she gave the park to the city. She wanted to preserve that a very special place for all to enjoy forever. That park is irreplaceable. Over my many decades of spending summers in Gearhart, I can't possibly count the number of joyful wedding, birthdays, church camp activities, picnickers, Frisbee players, family reunions, etc that have been hosted there. It would be a travesty to take that beautiful park away from the community. The High Point Station is certainly the best option.

Regarding funding, are you supportive of a bond? No

Regarding funding, would you like to see private donations to help cover costs? Yes

Donation contact info: see above.

Would you like to stay updated via email on the new station and other important city issues? Yes ✓

The results of this submission may be viewed at:

<https://www.cityofgearhart.com/node/3741/submission/8251>

Best Phone:

Are you a registered voter of Gearhart? No

Do you own property in Gearhart? Yes

Are you in support of a new Emergency Response & Resiliency Building in Gearhart? Yes

Which location would you rank as your #1 choice: Concept B: Pacific Way Station (Current Location)

Which location would you rank as your #2 choice: Concept C: High Point Station

Which location would you rank as your #3 choice: Concept A: Gearhart Park Station

Feedback and additional info? I would be against the park location if it is true that the property was donated to be a park. I believe it would also negative impact the community in that a park like that is an irreplaceable asset to the community. I have concerns about its impact on the neighboring homes and their values. I have to believe that building at highpoint would also have negative impacts on the neighboring homes and their values.

Regarding funding, are you supportive of a bond? Yes

Regarding funding, would you like to see private donations to help cover costs? Yes

Donation contact info: I don't know who would want to donate but of course if someone does that should be allowed.

Would you like to stay updated via email on the new station and other important city issues? Yes ✓

The results of this submission may be viewed at:

<https://www.cityofgearhart.com/node/3741/submission/8481>

- Are you a registered voter of Gearhart? No
- Do you own property in Gearhart? Yes
- Are you in support of a new Emergency Response & Resiliency Building in Gearhart? Yes
- Which location would you rank as your #1 choice: Concept C: High Point Station
- Which location would you rank as your #2 choice: Concept B: Pacific Way Station (Current Location)
- Which location would you rank as your #3 choice: Concept A: Gearhart Park Station
- Feedback and additional info? Height of building site elevation.
- Regarding funding, are you supportive of a bond? Yes
- Regarding funding, would you like to see private donations to help cover costs? No
- Donation contact info:
- Would you like to stay updated via email on the new station and other important city issues? Yes ✓

The results of this submission may be viewed at:  
<https://www.cityofgearhart.com/node/3741/submission/8041>

— Are you a registered voter of Gearhart? No

Do you own property in Gearhart? Yes

Are you in support of a new Emergency Response & Resiliency Building in Gearhart? Yes

Which location would you rank as your #1 choice: Concept C: High Point Station

Which location would you rank as your #2 choice: Concept A: Gearhart Park Station

Which location would you rank as your #3 choice: Concept B: Pacific Way Station (Current Location)

Feedback and additional info? In the event of a Tsunami, it would be nice for our fire department to be high enough and safe enough to help the community that is involved in the flood. I rated them 1-3 based on their elevation.

Regarding funding, are you supportive of a bond? Yes

Regarding funding, would you like to see private donations to help cover costs? Yes

Donation contact info:

Would you like to stay updated via email on the new station and other important city issues? Yes ✓

The results of this submission may be viewed at:

<https://www.cityofgearhart.com/node/3741/submission/8031>

Are you a registered voter of Gearhart? No

Do you own property in Gearhart? Yes

Are you in support of a new Emergency Response & Resiliency Building in Gearhart? Yes

Which location would you rank as your #1 choice: Concept C: High Point Station

Which location would you rank as your #2 choice: Concept B: Pacific Way Station (Current Location)

Which location would you rank as your #3 choice: Concept A: Gearhart Park Station

Feedback and additional info? High Point Station is the highest location. Also, I don't want to see the Gearhart park disappear. It is the only public place people can gather for BBQs, parties etc. I would rather see part of this park set aside for a dog park. Concept B would require a lot more work to stabilize the ground and is not at as high an elevation as Concept C. Question: If Concept A or C is selected, what happens to the land under the current fire station?

Regarding funding, are you supportive of a bond? Yes

Regarding funding, would you like to see private donations to help cover costs? Yes

Donation contact info: As long as there is a vehicle for making private donations, anyone can voluntarily make a donation and those funds could help offset the bond value.

Would you like to stay updated via email on the new station and other important city issues? Yes ✓

The results of this submission may be viewed at:

<https://www.cityofgearhart.com/node/3741/submission/8501>

Are you a registered voter of Gearhart? No

Do you own property in Gearhart? Yes

Are you in support of a new Emergency Response & Resiliency Building in Gearhart? Yes

Which location would you rank as your #1 choice: Concept C: High Point Station

Which location would you rank as your #2 choice: Concept B: Pacific Way Station (Current Location)

Which location would you rank as your #3 choice: Concept A: Gearhart Park Station

Feedback and additional info? The HighPoint Station is on higher ground and not Using a Park land that was donated to the city for use as a park. We have children that have spent many hours playing up at the park. As far as where the station is now - I have a hard time believing that the Park is on high enough ground to avoid flooding as well.

Regarding funding, are you supportive of a bond? No

Regarding funding, would you like to see private donations to help cover costs? Yes

Donation contact info:

Would you like to stay updated via email on the new station and other important city issues? Yes ✓

The results of this submission may be viewed at:

<https://www.cityofgearhart.com/node/3741/submission/8591>



Are you a registered voter of Gearhart? No

Do you own property in Gearhart? Yes

Are you in support of a new Emergency Response & Resiliency Building in Gearhart? Yes

Which location would you rank as your #1 choice: Concept C: High Point Station

Which location would you rank as your #2 choice: Concept B: Pacific Way Station (Current Location)

Which location would you rank as your #3 choice: Concept B: Pacific Way Station (Current Location)

Feedback and additional info? I really believe that Gearhart and Seaside should first consider consolidating resources. these are two very small communities and should be able to work together to create one center for emergency response. I also do not believe tsunami grant dollars have been adequately explored and would appreciate more information and discovery on this option funding.

Regarding funding, are you supportive of a bond? Yes


Regarding funding, would you like to see private donations to help cover costs? Yes

Donation contact info: I think grant fund should be explored as well.

Would you like to stay updated via email on the new station and other important city issues? Yes ✓

The results of this submission may be viewed at:

<https://www.cityofgearhart.com/node/3741/submission/8511>



A handwritten signature, "A. Dup.", is enclosed within a hand-drawn oval. The signature is written in a cursive, handwritten style.

Are you a registered voter of Gearhart? No

Do you own property in Gearhart? Yes

Are you in support of a new Emergency Response & Resiliency Building in Gearhart? Yes

Which location would you rank as your #1 choice: Concept C: High Point Station

Which location would you rank as your #2 choice: Concept A: Gearhart Park Station

Which location would you rank as your #3 choice: Concept B: Pacific Way Station (Current Location)

Feedback and additional info? The High Point Location seems to make the most sense based on its elevation. It could also be used as an assembly area that easily accessible to many in Gearhart west of Hwy 101 in the event of a Tsunami. The Gearhart Park Location seems to meet some of the needs, but may not be any better than the current location and at the same time we lose some of the existing park. The current location does not seem to make much sense at all considering the cost of construction plus a temporary facility. And in the event of even a small Tsunami would be flooded.

Regarding funding, are you supportive of a bond? Yes

Regarding funding, would you like to see private donations to help cover costs? Yes

Donation contact info: (blank)

Would you like to stay updated via email on the new station and other important city issues? Yes ✓

The results of this submission may be viewed at:

<https://www.cityofgearhart.com/node/3741/submission/9271>

✓ Are you a registered voter of Gearhart? No

Do you own property in Gearhart? Yes

Are you in support of a new Emergency Response & Resiliency Building in Gearhart? Yes

Which location would you rank as your #1 choice: Concept C: High Point Station

Which location would you rank as your #2 choice: Concept A: Gearhart Park Station

Which location would you rank as your #3 choice: Concept B: Pacific Way Station (Current Location)

Feedback and additional info? The High Point Location seems to make the most sense based on its elevation. It could also be used as an assembly area that easily accessible to many in Gearhart west of Hwy 101 in the event of a Tsunami. The Gearhart Park Location seems to meet some of the needs, but may not be any better than the current location and at the same time we lose some of the existing park. The current location does not seem to make much sense at all considering the cost of construction plus a temporary facility. And in the event of even a small Tsunami would be flooded.

Regarding funding, are you supportive of a bond? Yes

Regarding funding, would you like to see private donations to help cover costs? Yes

Donation contact info:

Would you like to stay updated via email on the new station and other important city issues? Yes ✓

The results of this submission may be viewed at:

<https://www.cityofgearhart.com/node/3741/submission/9261>

Are you a registered voter of Gearhart? No  
Do you own property in Gearhart? Yes  
Are you in support of a new Emergency Response & Resiliency Building in Gearhart? Yes  
Which location would you rank as your #1 choice: Concept C: High Point Station  
Which location would you rank as your #2 choice: Concept C: High Point Station  
Which location would you rank as your #3 choice: Concept C: High Point Station  
Feedback and additional info? Seems like the only choice!  
Regarding funding, are you supportive of a bond? Yes  
Regarding funding, would you like to see private donations to help cover costs? Yes  
Donation contact info:  
Would you like to stay updated via email on the new station and other important city issues? Yes

The results of this submission may be viewed at:  
<https://www.cityofgearhart.com/node/3741/submission/6451>



A hand-drawn oval containing a circled 'X' and the handwritten initials 'J.P.'.

← Are you a registered voter of Gearhart? No

Do you own property in Gearhart? Yes

Are you in support of a new Emergency Response & Resiliency Building in Gearhart? Yes

Which location would you rank as your #1 choice: Concept B: Pacific Way Station (Current Location)

Which location would you rank as your #2 choice: Concept B: Pacific Way Station (Current Location) ✓

Which location would you rank as your #3 choice: Concept B: Pacific Way Station (Current Location) ✓

Feedback and additional info? Station vehicle traffic is predominately toward Hyw 101. Current location is perfect!

Should be part of our downtown.

Regarding funding, are you supportive of a bond? Yes

Regarding funding, would you like to see private donations to help cover costs? No

Donation contact info: This is a BS question to require a response.

Would you like to stay updated via email on the new station and other important city issues? Yes ✓

The results of this submission may be viewed at:

<https://www.cityofgearhart.com/node/3741/submission/6481>

Are you a registered voter of Gearhart? No

Do you own property in Gearhart? Yes

Are you in support of a new Emergency Response & Resiliency Building in Gearhart? Yes

Which location would you rank as your #1 choice: Concept A: Gearhart Park Station

Which location would you rank as your #2 choice: Concept C: High Point Station

Which location would you rank as your #3 choice: Concept B: Pacific Way Station (Current Location)

Feedback and additional info?

The Pacific Way site should be eliminated from consideration. It is prone to tsunami inundation due to low ground elevation. Plus other costly logistic reasons during construction. For same reasons it scored poorly in the site study.

#### WHY THE GEARHART PARK SITE AS No. 1:

Site elevation meets tsunami inundation safety criteria.

Site is within volunteer and emergency importance response criteria.

Site has considerably less excavation (dune disturbance) than High Point (HP).

Site is available at no cost.

Site is larger than HP allowing for site planning and design (one or two story) flexibility.

Site has direct public right-of-way (streets) access on three sides which, besides off site access, offers larger separation between neighbors.

Site size and configuration will allow Gearhart Park relocation westward.

Apparatus will exit/enter on Marion across from water treatment plant.

Regarding funding, are you supportive of a bond? Yes

Regarding funding, would you like to see private donations to help cover costs? Yes

Donation contact info: Any volunteers?

Would you like to stay updated via email on the new station and other important city issues? Yes ✓

The results of this submission may be viewed at:

<https://www.cityofgearhart.com/node/3741/submission/6491>

Best phone: 300 207 0200

Are you a registered voter of Gearhart? No

Do you own property in Gearhart? Yes

Are you in support of a new Emergency Response & Resiliency Building in Gearhart? Yes

Which location would you rank as your #1 choice: Concept A: Gearhart Park Station

Which location would you rank as your #2 choice: Concept C: High Point Station

Which location would you rank as your #3 choice: Concept B: Pacific Way Station (Current Location)

Feedback and additional info?

The Pacific Way site should be eliminated from consideration. It is prone to tsunami inundation due to low ground elevation. Plus other costly logistic reasons during construction. For same reasons it scored poorly in the site study.

WHY THE GEARHART PARK SITE AS No. 1:

Site elevation meets tsunami inundation safety criteria.

Site is within volunteer and emergency importance response criteria.

Site has considerably less excavation (dune disturbance) than High Point (HP).

Site is available at no cost.

Site is larger than HP allowing for site planning and design (one or two story) flexibility.

Site has direct public right-of-way (streets) access on three sides which, besides off site access, offers larger separation between neighbors.

Site size and configuration will allow Gearhart Park relocation westward.

Apparatus will exit/enter on Marion across from water treatment plant.

Regarding funding, are you supportive of a bond? Yes

Regarding funding, would you like to see private donations to help cover costs? Yes

Donation contact info: Any volunteers?

Would you like to stay updated via email on the new station and other important city issues? Yes ✓

The results of this submission may be viewed at:

<https://www.cityofgearhart.com/node/3741/submission/6531>

Best Phone:

Are you a registered voter of Gearhart? No

Do you own property in Gearhart? Yes

Are you in support of a new Emergency Response & Resiliency Building in Gearhart? Yes

Which location would you rank as your #1 choice: Concept B: Pacific Way Station (Current Location)

Which location would you rank as your #2 choice: Concept A: Gearhart Park Station

Which location would you rank as your #3 choice: Concept C: High Point Station

Feedback and additional info? Choices made on my belief on what the impact would be on each of the areas

Regarding funding, are you supportive of a bond? Yes

Regarding funding, would you like to see private donations to help cover costs? Yes

Donation contact info:

Would you like to stay updated via email on the new station and other important city issues? Yes ✓

The results of this submission may be viewed at:

<https://www.cityofgearhart.com/node/3741/submission/6501>



—Are you a registered voter of Gearhart? No

Do you own property in Gearhart? Yes

Are you in support of a new Emergency Response & Resiliency Building in Gearhart? Yes

Which location would you rank as your #1 choice: Concept B: Pacific Way Station (Current Location)

Which location would you rank as your #2 choice: Concept B: Pacific Way Station (Current Location) ~

Which location would you rank as your #3 choice: Concept B: Pacific Way Station (Current Location) ~

Feedback and additional info? I believe relocation of the fire station To the park would awful consequences to our community. The proposal seems opportunistic and just another step in ruining the beautiful atmosphere we have come to love. I can easily see this step progressing to more and more incursions, violating the peaceful ideal of our neighborhood.

Regarding funding, are you supportive of a bond? No

Regarding funding, would you like to see private donations to help cover costs? No

Donation contact info:

Would you like to stay updated via email on the new station and other important city issues? Yes ✓

The results of this submission may be viewed at:

<https://www.cityofgearhart.com/node/3741/submission/6511>

Best Home, 2007/2010/11

Are you a registered voter of Gearhart? No

Do you own property in Gearhart? Yes

Are you in support of a new Emergency Response & Resiliency Building in Gearhart? Yes

Which location would you rank as your #1 choice: Concept B: Pacific Way Station (Current Location)

Which location would you rank as your #2 choice: Concept C: High Point Station

Which location would you rank as your #3 choice: Concept A: Gearhart Park Station

Feedback and additional info?

Thank you for all the work on this difficult project. While Dune Meadows rates more highly on the 1/0 matrix, the matrix does not include categories for how a site would impact the overall appeal of Gearhart'. The loss of the park would affect quality of life negatively for residents in this part of Gearhart by drawing commercial activity further west from the "downtown" core.

Additionally, the spaces people are drawn to for passive and organized recreation are meaningful for Gearhart. The park is tied together with the beach grass, benches and paths. The sense of and real openness made possible by the park is integral to how the town feels.

With regard to response times and convenience of location, the other two possible sites rank as highly and do not require the loss of park space. While the park may seem "free," it comes with too high a cost in terms of damage to the complex web of elements that make Gearhart what it is. The park.Dune Meadows option should be removed from consideration.

Regarding funding, are you supportive of a bond? Yes

Regarding funding, would you like to see private donations to help cover costs? Yes

Donation contact info:

Would you like to stay updated via email on the new station and other important city issues? Yes ✓

The results of this submission may be viewed at:

<https://www.cityofgearhart.com/node/3741/submission/6521>

✓ Are you a registered voter of Gearhart? No

Do you own property in Gearhart? Yes

Are you in support of a new Emergency Response & Resiliency Building in Gearhart? Yes

Which location would you rank as your #1 choice: Concept C: High Point Station

Which location would you rank as your #2 choice: Concept B: Pacific Way Station (Current Location)

Which location would you rank as your #3 choice: Concept A: Gearhart Park Station

Feedback and additional info? We strongly oppose the Park location, which is the most invasive for residential owners, traffic issues and public use and view of the Ocean. The High Point Station is the best choice, with the safest high elevation, good traffic access and least residential intrusion.

Regarding funding, are you supportive of a bond? Yes

Regarding funding, would you like to see private donations to help cover costs? Yes

Donation contact info: Same as above

Would you like to stay updated via email on the new station and other important city issues? Yes ✓

The results of this submission may be viewed at:

<https://www.cityofgearhart.com/node/3741/submission/6561>

-----  
Are you a registered voter of Gearhart? No

Do you own property in Gearhart? Yes

Are you in support of a new Emergency Response & Resiliency Building in Gearhart? Yes

Which location would you rank as your #1 choice: Concept B: Pacific Way Station (Current Location)

Which location would you rank as your #2 choice: Concept B: Pacific Way Station (Current Location)

Which location would you rank as your #3 choice: Concept B: Pacific Way Station (Current Location)

Feedback and additional info? I feel strongly that the park is NOT an option at all.

Regarding funding, are you supportive of a bond? No

Regarding funding, would you like to see private donations to help cover costs? Yes

Donation contact info:

Would you like to stay updated via email on the new station and other important city issues? Yes ✓

The results of this submission may be viewed at:

<https://www.cityofgearhart.com/node/3741/submission/6841>

-----  
Are you a registered voter of Gearhart? No

Do you own property in Gearhart? Yes

Are you in support of a new Emergency Response & Resiliency Building in Gearhart? Yes

Which location would you rank as your #1 choice: Concept A: Gearhart Park Station

Which location would you rank as your #2 choice: Concept B: Pacific Way Station (Current Location)

Which location would you rank as your #3 choice: Concept C: High Point Station

Feedback and additional info? I ranked them after reading the info on your webpage.

Regarding funding, are you supportive of a bond? Yes

Regarding funding, would you like to see private donations to help cover costs? Yes

Donation contact info:

Would you like to stay updated via email on the new station and other important city issues? Yes ✓

The results of this submission may be viewed at:

<https://www.cityofgearhart.com/node/3741/submission/6851>

Are you a registered voter of Gearhart? No

Do you own property in Gearhart? Yes

Are you in support of a new Emergency Response & Resiliency Building in Gearhart? Yes

Which location would you rank as your #1 choice: Concept A: Gearhart Park Station

Which location would you rank as your #2 choice: Concept B: Pacific Way Station (Current Location)

Which location would you rank as your #3 choice: Concept C: High Point Station

Feedback and additional info? sounds like a new station is needed. I would love for the city to be frugal as possible with this but build an appropriate structure

Regarding funding, are you supportive of a bond? Yes

Regarding funding, would you like to see private donations to help cover costs? Yes

Donation contact info:

Would you like to stay updated via email on the new station and other important city issues? Yes ✓

The results of this submission may be viewed at:

<https://www.cityofgearhart.com/node/3741/submission/6861>

Best phone: 503-500-0000

Are you a registered voter of Gearhart? No

Do you own property in Gearhart? Yes

Are you in support of a new Emergency Response & Resiliency Building in Gearhart? Yes

Which location would you rank as your #1 choice: Concept C: High Point Station

Which location would you rank as your #2 choice: Concept B: Pacific Way Station (Current Location)

Which location would you rank as your #3 choice: Concept A: Gearhart Park Station

Feedback and additional info?

I tried to submit without a 2nd or 3rd choice, because the other two options beyond High Point are complete non-starters in my opinion. It makes absolutely no sense to spend the same amount on rebuilding on the current Pac Way site to have a station that would be under water in an L1 tsunami. I also believe there is enough passion for Gearhart Park that it would never pass - like many people, I believe the park is essential to the character of Gearhart, and I think the concerns raised on changing the deed are legitimate.

I do have a question regarding the plans for the Pac Way site if we proceeded with the High Point location. Isn't it possible to sell that property for commercial use to defray the cost to the city? The intersection of Pacific Way and Cottage is essentially our cute little downtown, and expanding that would enhance livability for the community. I understand there would still be structural issues for any buyer/developer to address, but it seems like we could offset the costs by ~10%. If we didn't sell the property, what would that location become? The current building unoccupied would be an eyesore.

Thanks for the transparency and information you provided. The entire team has embodied the ideals of public service.

Regarding funding, are you supportive of a bond? Yes

Regarding funding, would you like to see private donations to help cover costs? Yes

Donation contact info: I don't know of anyone specifically, and I doubt a large scale fundraising campaign would yield much in terms of funding. However, permanent naming rights to the building could be worth a sizeable donation for someone who loves Gearhart and wants to put a permanent stamp on the city.

Would you like to stay updated via email on the new station and other important city issues? Yes ✓

The results of this submission may be viewed at:

<https://www.cityofgearhart.com/node/3741/submission/7031>

Best phone: 000-000-0000

Are you a registered voter of Gearhart? No

Do you own property in Gearhart? Yes

Are you in support of a new Emergency Response & Resiliency Building in Gearhart? Yes

Which location would you rank as your #1 choice: Concept C: High Point Station

Which location would you rank as your #2 choice: Concept B: Pacific Way Station (Current Location)

Which location would you rank as your #3 choice: Concept A: Gearhart Park Station

Feedback and additional info?

I tried to submit without a 2nd or 3rd choice, because the other two options beyond High Point are complete non-starters in my opinion. It makes absolutely no sense to spend the same amount on rebuilding on the current Pac Way site to have a station that would be under water in an L1 tsunami. I also believe there is enough passion for Gearhart Park that it would never pass - like many people, I believe the park is essential to the character of Gearhart, and I think the concerns raised on changing the deed are legitimate.

I do have a question regarding the plans for the Pac Way site if we proceeded with the High Point location. Isn't it possible to sell that property for commercial use to defray the cost to the city? The intersection of Pacific Way and Cottage is essentially our cute little downtown, and expanding that would enhance livability for the community. I understand there would still be structural issues for any buyer/developer to address, but it seems like we could offset the costs by ~10%. If we didn't sell the property, what would that location become? The current building unoccupied would be an eyesore.

Thanks for the transparency and information you provided. The entire team has embodied the ideals of public service.

Regarding funding, are you supportive of a bond? Yes

Regarding funding, would you like to see private donations to help cover costs? Yes

Donation contact info: I don't know of anyone specifically, and I doubt a large scale fundraising campaign would yield much in terms of funding. However, permanent naming rights to the building could be worth a sizeable donation for someone who loves Gearhart and wants to put a permanent stamp on the city.

Would you like to stay updated via email on the new station and other important city issues?

The results of this submission may be viewed at:

<https://www.cityofgearhart.com/node/3741/submission/7121>



Are you a registered voter of Gearhart? No

Do you own property in Gearhart? Yes

Are you in support of a new Emergency Response & Resiliency Building in Gearhart? Yes

Which location would you rank as your #1 choice: Concept C: High Point Station

Which location would you rank as your #2 choice: Concept B: Pacific Way Station (Current Location)

Which location would you rank as your #3 choice: Concept A: Gearhart Park Station

Feedback and additional info? If a new station is built, it would be irresponsible and short sighted not to build as high as possible. High Point location is also near high population density in case of fire. Park location would have a negative impact on Gearhart livability and "feel".

Regarding funding, are you supportive of a bond? Yes

Regarding funding, would you like to see private donations to help cover costs? No

Donation contact info:

Would you like to stay updated via email on the new station and other important city issues? Yes ✓

The results of this submission may be viewed at:

<https://www.cityofgearhart.com/node/3741/submission/7011>

Are you a registered voter of Gearhart? No

Do you own property in Gearhart? Yes

Are you in support of a new Emergency Response & Resiliency Building in Gearhart? No

Which location would you rank as your #1 choice: Concept B: Pacific Way Station (Current Location)

Which location would you rank as your #2 choice: Concept C: High Point Station

Which location would you rank as your #3 choice: Concept A: Gearhart Park Station

Feedback and additional info? This seems like a needless waste of tax payer information. I have serious concerns as to how city council is electing to spend tax dollars.

Regarding funding, are you supportive of a bond? No

Regarding funding, would you like to see private donations to help cover costs? No

Donation contact info:

Would you like to stay updated via email on the new station and other important city issues? No

The results of this submission may be viewed at:

<https://www.cityofgearhart.com/node/3741/submission/10641>

Are you a registered voter of Gearhart? No

Do you own property in Gearhart? Yes

Are you in support of a new Emergency Response & Resiliency Building in Gearhart? Yes

Which location would you rank as your #1 choice: Concept C: High Point Station

Which location would you rank as your #2 choice: Concept B: Pacific Way Station (Current Location)

Which location would you rank as your #3 choice: Concept A: Gearhart Park Station

Feedback and additional info?

Preserve the Park, trees and Scotch Broom need to be removed from the dunes just west of the Gearhart Park. People using the park should be able to enjoy the view of the dunes and ocean. Bring the dunes back to its original state.

Regarding funding, are you supportive of a bond? Yes

Regarding funding, would you like to see private donations to help cover costs? Yes

Donation contact info: Same as above

Would you like to stay updated via email on the new station and other important city issues? Yes ✓

The results of this submission may be viewed at:

<https://www.cityofgearhart.com/node/3741/submission/10651>

Are you a registered voter of Gearhart? No

Do you own property in Gearhart? Yes

Are you in support of a new Emergency Response & Resiliency Building in Gearhart? Yes

Which location would you rank as your #1 choice: Concept C: High Point Station

Which location would you rank as your #2 choice: Concept B: Pacific Way Station (Current Location)

Which location would you rank as your #3 choice: Concept A: Gearhart Park Station

Feedback and additional info? if having the station at the highest point possible then 'high point' is best option. if there is very little difference between current location and other choices then have it remain where is.

Regarding funding, are you supportive of a bond? Yes

Regarding funding, would you like to see private donations to help cover costs? Yes

Donation contact info:

Would you like to stay updated via email on the new station and other important city issues? Yes ✓

The results of this submission may be viewed at:

<https://www.cityofgearhart.com/node/3741/submission/10831>

2021-10-10 10:00:00  
Are you a registered voter of Gearhart? No

Do you own property in Gearhart? Yes

Are you in support of a new Emergency Response & Resiliency Building in Gearhart? Yes

Which location would you rank as your #1 choice: Concept C: High Point Station

Which location would you rank as your #2 choice: Concept A: Gearhart Park Station

Which location would you rank as your #3 choice: Concept B: Pacific Way Station (Current Location)

Feedback and additional info? Building on a high point makes the most sense to me.

Regarding funding, are you supportive of a bond? Yes

Regarding funding, would you like to see private donations to help cover costs? Yes

Donation contact info:

Would you like to stay updated via email on the new station and other important city issues? Yes ✓

The results of this submission may be viewed at:

<https://www.cityofgearhart.com/node/3741/submission/10881>

Best Phone:

Are you a registered voter of Gearhart? No

Do you own property in Gearhart? Yes

Are you in support of a new Emergency Response & Resiliency Building in Gearhart? Yes

Which location would you rank as your #1 choice: Concept C: High Point Station

Which location would you rank as your #2 choice: Concept B: Pacific Way Station (Current Location)

Which location would you rank as your #3 choice: Concept A: Gearhart Park Station

Feedback and additional info?

I am not in favor of the Park as a location at all. Taking away a community gathering space (even if some open space remains), legal & historical wrangling plus nuances of excavating all raise concerns at the Park.

High Point location seems safest, best use of money & effort. Hoping land there could be acquired @ FMV not some crazy premium desired by owner. Perhaps the current location could house an emergency mobile support vehicle.

Regarding funding, are you supportive of a bond? Yes

Regarding funding, would you like to see private donations to help cover costs? Yes

Donation contact info: as above

Would you like to stay updated via email on the new station and other important city issues? Yes ✓

The results of this submission may be viewed at:

<https://www.cityofgearhart.com/node/3741/submission/10541>

3/9/19

Ø

Are you a registered voter of Gearhart? No

Do you own property in Gearhart? Yes

Are you in support of a new Emergency Response & Resiliency Building in Gearhart? Yes

Which location would you rank as your #1 choice: Concept C: High Point Station

Which location would you rank as your #2 choice: Concept B: Pacific Way Station (Current Location)

Which location would you rank as your #3 choice: Concept A: Gearhart Park Station

Feedback and additional info? I believe in keeping the integrity of the current Gearhart Park for all residents and visitors to enjoy. I also object to the placement of the station in the park because of its impact on the primarily residential area of the town. The other two locations have proximity to commercial/condominium development, and a new station would be less impactful in those location.

Regarding funding, are you supportive of a bond? Yes

Regarding funding, would you like to see private donations to help cover costs? Yes

Donation contact info:

Would you like to stay updated via email on the new station and other important city issues? Yes ✓

The results of this submission may be viewed at:

<https://www.cityofgearhart.com/node/3741/submission/9721>

Are you a registered voter of Gearhart? No

Do you own property in Gearhart? Yes

Are you in support of a new Emergency Response & Resiliency Building in Gearhart? Yes

Which location would you rank as your #1 choice: Concept C: High Point Station

Which location would you rank as your #2 choice: Concept A: Gearhart Park Station

Which location would you rank as your #3 choice: Concept B: Pacific Way Station (Current Location)

Feedback and additional info? If you are going to go through the effort and expense to move it, then we need to put in location that is out of harms way so they can respond to the needs of the community should there be a disaster.

Regarding funding, are you supportive of a bond? Yes

Regarding funding, would you like to see private donations to help cover costs? No

Donation contact info:

Would you like to stay updated via email on the new station and other important city issues? Yes ✓

The results of this submission may be viewed at:

<https://www.cityofgearhart.com/node/3741/submission/9751>



-----  
Are you a registered voter of Gearhart? No

Do you own property in Gearhart? Yes

Are you in support of a new Emergency Response & Resiliency Building in Gearhart? Yes

Which location would you rank as your #1 choice: Concept C: High Point Station

Which location would you rank as your #2 choice: Concept A: Gearhart Park Station

Which location would you rank as your #3 choice: Concept B: Pacific Way Station (Current Location)

Feedback and additional info? Build at an elevation that exceeds the likely tsunami inundation scenario.

Regarding funding, are you supportive of a bond? Yes

Regarding funding, would you like to see private donations to help cover costs? Yes

Donation contact info:

Would you like to stay updated via email on the new station and other important city issues? Yes ✓

The results of this submission may be viewed at:

<https://www.cityofgearhart.com/node/3741/submission/10911>

- Are you a registered voter of Gearhart? No
- Do you own property in Gearhart? Yes
- Are you in support of a new Emergency Response & Resiliency Building in Gearhart? Yes
- Which location would you rank as your #1 choice: Concept C: High Point Station
- Which location would you rank as your #2 choice: Concept C: High Point Station
- Which location would you rank as your #3 choice: Concept C: High Point Station
- Feedback and additional info? Seems to be the safest locale. Plus I like having the park which should be enhanced with landscaping.
- Regarding funding, are you supportive of a bond? Yes
- Regarding funding, would you like to see private donations to help cover costs? Yes *chgs'd*
- Donation contact info:
- Would you like to stay updated via email on the new station and other important city issues? Yes

*chgs*

*chgs'd*

The results of this submission may be viewed at:  
<https://www.cityofgearhart.com/node/3741/submission/11311>

*A dup.  
Incom.*

Are you a registered voter of Gearhart? No

Do you own property in Gearhart? Yes

Are you in support of a new Emergency Response & Resiliency Building in Gearhart? Yes

Which location would you rank as your #1 choice: Concept C: High Point Station

Which location would you rank as your #2 choice: Concept B: Pacific Way Station (Current Location)

Which location would you rank as your #3 choice: Concept A: Gearhart Park Station

Feedback and additional info? High Point has the best survivability potential.

Regarding funding, are you supportive of a bond? Yes

Regarding funding, would you like to see private donations to help cover costs? Yes

Donation contact info:

Would you like to stay updated via email on the new station and other important city issues? Yes ✓

The results of this submission may be viewed at:

<https://www.cityofgearhart.com/node/3741/submission/11051>

Are you a registered voter of Gearhart? No

Do you own property in Gearhart? Yes

Are you in support of a new Emergency Response & Resiliency Building in Gearhart? Yes

Which location would you rank as your #1 choice: Concept C: High Point Station

Which location would you rank as your #2 choice: Concept B: Pacific Way Station (Current Location)

Which location would you rank as your #3 choice: Concept A: Gearhart Park Station

Feedback and additional info? #1. high point. strong geology aspect

Regarding funding, are you supportive of a bond? Yes

Regarding funding, would you like to see private donations to help cover costs? No

Donation contact info:

Would you like to stay updated via email on the new station and other important city issues? Yes ✓

The results of this submission may be viewed at:

<https://www.cityofgearhart.com/node/3741/submission/11531>

✓ Are you a registered voter of Gearhart? No

Do you own property in Gearhart? Yes

Are you in support of a new Emergency Response & Resiliency Building in Gearhart? Yes

Which location would you rank as your #1 choice: Concept B: Pacific Way Station (Current Location)

Which location would you rank as your #2 choice: Concept A: Gearhart Park Station

Which location would you rank as your #3 choice: Concept C: High Point Station

Feedback and additional info? I have watched two major transformations of a fire department building in Sandy Oregon. One in approx. 1990 and one just a couple of years ago. This concept saved a considerable amount of money. I was a volunteer for many years and on the fire district board when the first remodel was accomplished. Caused some logistic concerns during construction, but we turned an old and outdated building into a station that was the pride of the city.

Regarding funding, are you supportive of a bond? Yes

Regarding funding, would you like to see private donations to help cover costs? Yes

Donation contact info: No specific names, but I would suggest approaching Tim Boyle for naming rights.

Would you like to stay updated via email on the new station and other important city issues? Yes ✓

The results of this submission may be viewed at:

<https://www.cityofgearhart.com/node/3741/submission/7021>

Are you a registered voter of Gearhart? No

Do you own property in Gearhart? Yes

Are you in support of a new Emergency Response & Resiliency Building in Gearhart? Yes

Which location would you rank as your #1 choice: Concept C: High Point Station

Which location would you rank as your #2 choice: Concept B: Pacific Way Station (Current Location)

Which location would you rank as your #3 choice: Concept A: Gearhart Park Station

Feedback and additional info? Although we are not full time Gearhart residents, we fully support the best and safest emergency services for the town. However, to propose confiscating the Leslie Miller Dunes Park as a site is absurd and offensive. We would strongly oppose this effort ! It's dumbfounding that this site would even be an option ? Protect the Park !

Regarding funding, are you supportive of a bond? Yes

Regarding funding, would you like to see private donations to help cover costs? No

Donation contact info:

Would you like to stay updated via email on the new station and other important city issues? Yes ✓

The results of this submission may be viewed at:

<https://www.cityofgearhart.com/node/3741/submission/7051>

-----  
Are you a registered voter of Gearhart? No

Do you own property in Gearhart? Yes

Are you in support of a new Emergency Response & Resiliency Building in Gearhart? No

Which location would you rank as your #1 choice: Concept B: Pacific Way Station (Current Location)

Which location would you rank as your #2 choice: Concept B: Pacific Way Station (Current Location)

Which location would you rank as your #3 choice: Concept B: Pacific Way Station (Current Location)

Feedback and additional info? Leave the station where it's at

Regarding funding, are you supportive of a bond? No

Regarding funding, would you like to see private donations to help cover costs? No

Donation contact info:

Would you like to stay updated via email on the new station and other important city issues? No

The results of this submission may be viewed at:

<https://www.cityofgearhart.com/node/3741/submission/7061>

-----  
Are you a registered voter of Gearhart? No

Do you own property in Gearhart? Yes

Are you in support of a new Emergency Response & Resiliency Building in Gearhart? Yes

Which location would you rank as your #1 choice: Concept B: Pacific Way Station (Current Location)

Which location would you rank as your #2 choice: Concept C: High Point Station

Which location would you rank as your #3 choice: Concept A: Gearhart Park Station

Feedback and additional info? The fire station is part of the central community in Gearhart and is located perfectly for access and keeping the town together. I do believe that the park location is unacceptable as it really is what makes Gearhart so special. Both the park and high point locations take the fire station away from the heart of the community.

Regarding funding, are you supportive of a bond? Yes

Regarding funding, would you like to see private donations to help cover costs? No

Donation contact info:

Would you like to stay updated via email on the new station and other important city issues? Yes ✓

The results of this submission may be viewed at:

<https://www.cityofgearhart.com/node/3741/submission/6951>



Are you a registered voter of Gearhart? No

Do you own property in Gearhart? Yes

Are you in support of a new Emergency Response & Resiliency Building in Gearhart? Yes

Which location would you rank as your #1 choice: Concept B: Pacific Way Station (Current Location)

Which location would you rank as your #2 choice: Concept C: High Point Station

Which location would you rank as your #3 choice: Concept A: Gearhart Park Station

Feedback and additional info? The fire station is part of the central community in Gearhart and is located perfectly for access and keeping the town together. I do believe that the park location is unacceptable as it really is what makes Gearhart so special. Both the park and high point locations take the fire station away from the heart of the community.

Regarding funding, are you supportive of a bond? Yes

Regarding funding, would you like to see private donations to help cover costs? No

Donation contact info: (blank)

Would you like to stay updated via email on the new station and other important city issues?

The results of this submission may be viewed at:

<https://www.cityofgearhart.com/node/3741/submission/7111>

2021-11-18 09:00:00  
—Are you a registered voter of Gearhart? No  
Do you own property in Gearhart? Yes  
Are you in support of a new Emergency Response & Resiliency Building in Gearhart? Yes  
Which location would you rank as your #1 choice: Concept A: Gearhart Park Station  
Which location would you rank as your #2 choice: Concept B: Pacific Way Station (Current Location)  
Which location would you rank as your #3 choice: Concept A: Gearhart Park Station  
Feedback and additional info? None.  
Regarding funding, are you supportive of a bond? Yes  
Regarding funding, would you like to see private donations to help cover costs? Yes  
Donation contact info:  
Would you like to stay updated via email on the new station and other important city issues? Yes ✓

The results of this submission may be viewed at:  
<https://www.cityofgearhart.com/node/3741/submission/6931>

✓ Are you a registered voter of Gearhart? No

Do you own property in Gearhart? Yes

Are you in support of a new Emergency Response & Resiliency Building in Gearhart? Yes

Which location would you rank as your #1 choice: Concept C: High Point Station

Which location would you rank as your #2 choice: Concept A: Gearhart Park Station

Which location would you rank as your #3 choice: Concept B: Pacific Way Station (Current Location)

Feedback and additional info? High Point Station would be the safest in terms of the wave(s) hitting the structure.

Regarding funding, are you supportive of a bond? Yes

Regarding funding, would you like to see private donations to help cover costs? Yes

Donation contact info:

Would you like to stay updated via email on the new station and other important city issues? Yes ✓

The results of this submission may be viewed at:

<https://www.cityofgearhart.com/node/3741/submission/6921>

Are you a registered voter of Gearhart? No

Do you own property in Gearhart? Yes

Are you in support of a new Emergency Response & Resiliency Building in Gearhart? No

Which location would you rank as your #1 choice: Concept B: Pacific Way Station (Current Location)

Which location would you rank as your #2 choice: Concept C: High Point Station

Which location would you rank as your #3 choice: Concept B: Pacific Way Station (Current Location)

Feedback and additional info? We don't see how a new fire station will impact our ability to get to the High point. We like the current location. We like the appearance of the current station. We do not like the new water treatment plant. It is too modern and ugly and the landscaping is very contrived. It does not look natural. Also the water often has a bad aftertaste. Putting the emergency building in the park is a non starter for us because we like the park nice and open to walk on. We would be in favor of a bond measure to upgrade the current station so long as it retains its current charm. However, don't let the people who did the water treatment plant design it or we will have another out of character building in the city center.

Regarding funding, are you supportive of a bond? Yes

Regarding funding, would you like to see private donations to help cover costs? No

Donation contact info: I don't want to see special interests own this project. The Gearhart residents should own it!

Would you like to stay updated via email on the new station and other important city issues? Yes ✓

The results of this submission may be viewed at:

<https://www.cityofgearhart.com/node/3741/submission/6891>

—Are you a registered voter of Gearhart? No

Do you own property in Gearhart? Yes

Are you in support of a new Emergency Response & Resiliency Building in Gearhart? No

Which location would you rank as your #1 choice: Concept B: Pacific Way Station (Current Location)

Which location would you rank as your #2 choice: Concept C: High Point Station

Which location would you rank as your #3 choice: Concept B: Pacific Way Station (Current Location) 

Feedback and additional info? We don't see how a new fire station will impact our ability to get to the High point. We like the current location. We like the appearance of the current station. We do not like the new water treatment plant. It is too modern and ugly and the landscaping is very contrived. It does not look natural. Also the water often has a bad aftertaste. Putting the emergency building in the park is a non starter for us because we like the park nice and open to walk on. We would be in favor of a bond measure to upgrade the current station so long as it retains its current charm. However, don't let the people who did the water treatment plant design it or we will have another out of character building in the city center.

Regarding funding, are you supportive of a bond? Yes

Regarding funding, would you like to see private donations to help cover costs? No

Donation contact info: I don't want to see special interests own this project. The Gearhart residents should own it!

Would you like to stay updated via email on the new station and other important city issues?

The results of this submission may be viewed at:

<https://www.cityofgearhart.com/node/3741/submission/7081>

Best Phone:

Are you a registered voter of Gearhart? No

Do you own property in Gearhart? Yes

Are you in support of a new Emergency Response & Resiliency Building in Gearhart? Yes

Which location would you rank as your #1 choice: Concept C: High Point Station

Which location would you rank as your #2 choice: Concept B: Pacific Way Station (Current Location)

Which location would you rank as your #3 choice: Concept A: Gearhart Park Station

Feedback and additional info? Seems sensible to be away from trouble as long as u are having to make a change and u can utalize the old location til it is done!

Regarding funding, are you supportive of a bond? Yes

Regarding funding, would you like to see private donations to help cover costs? Yes

Donation contact info:

Would you like to stay updated via email on the new station and other important city issues? Yes✓

The results of this submission may be viewed at:

<https://www.cityofgearhart.com/node/3741/submission/6901>

Are you a registered voter of Gearhart? No

Do you own property in Gearhart? Yes

Are you in support of a new Emergency Response & Resiliency Building in Gearhart? Yes

Which location would you rank as your #1 choice: Concept C: High Point Station

Which location would you rank as your #2 choice: Concept B: Pacific Way Station (Current Location)

Which location would you rank as your #3 choice: Concept A: Gearhart Park Station

Feedback and additional info?

#1 High Point. This location is the MOST resilient

#3 Gearhart Park was donated as a park. This should not be an option. Location is 3rd most resilient and deserves to remain a park. How about re-landscaping the park?

Regarding funding, are you supportive of a bond? No

Regarding funding, would you like to see private donations to help cover costs? Yes

Donation contact info: [REDACTED]

Would you like to stay updated via email on the new station and other important city issues? Yes ✓

The results of this submission may be viewed at:

<https://www.cityofgearhart.com/node/3741/submission/6911>

Are you a registered voter of Gearhart? No

Do you own property in Gearhart? Yes

Are you in support of a new Emergency Response & Resiliency Building in Gearhart? Yes

Which location would you rank as your #1 choice: Concept C: High Point Station

Which location would you rank as your #2 choice: Concept B: Pacific Way Station (Current Location)

Which location would you rank as your #3 choice: Concept A: Gearhart Park Station

Feedback and additional info?

#1 High Point. This location is the MOST resilient

#3 Gearhart Park was donated as a park. This should not be an option. Location is 3rd most resilient and deserves to remain a park. How about re-landscaping the park?

Regarding funding, are you supportive of a bond? No

Regarding funding, would you like to see private donations to help cover costs? Yes

Donation contact info:

Would you like to stay

tion and other important city issues?

The results of this sub

<https://www.cityofgearhart.com>

7091



Are you a registered voter of Gearhart? No

Do you own property in Gearhart? Yes

Are you in support of a new Emergency Response & Resiliency Building in Gearhart? Yes

Which location would you rank as your #1 choice: Concept C: High Point Station

Which location would you rank as your #2 choice: Concept A: Gearhart Park Station

Which location would you rank as your #3 choice: Concept B: Pacific Way Station (Current Location)

Feedback and additional info?

#1 - the highest elevation and proximity to the beach for rapid response

#2 - lowest cost and proximity to the beach for rapid response

#3 - lowest elevation

Regarding funding, are you supportive of a bond? Yes

Regarding funding, would you like to see private donations to help cover costs? No

Donation contact info:

Would you like to stay updated via email on the new station and other important city issues? Yes ✓

The results of this submission may be viewed at:

<https://www.cityofgearhart.com/node/3741/submission/7071>

—Are you a registered voter of Gearhart? No

Do you own property in Gearhart? Yes

Are you in support of a new Emergency Response & Resiliency Building in Gearhart? Yes

Which location would you rank as your #1 choice: Concept C: High Point Station

Which location would you rank as your #2 choice: Concept A: Gearhart Park Station

Which location would you rank as your #3 choice: Concept B: Pacific Way Station (Current Location)

Feedback and additional info?

#1 - the highest elevation and proximity to the beach for rapid response

#2 - lowest cost and proximity to the beach for rapid response

#3 - lowest elevation

Regarding funding, are you supportive of a bond? Yes

Regarding funding, would you like to see private donations to help cover costs? No

Donation contact info: (blank)

Would you like to stay updated via email on the new station and other important city issues?

The results of this submission may be viewed at:

<https://www.cityofgearhart.com/node/3741/submission/7101>

Are you a registered voter of Gearhart? No

Do you own property in Gearhart? Yes

Are you in support of a new Emergency Response & Resiliency Building in Gearhart? Yes

Which location would you rank as your #1 choice: Concept C: High Point Station

Which location would you rank as your #2 choice: Concept B: Pacific Way Station (Current Location)

Which location would you rank as your #3 choice: Concept A: Gearhart Park Station

Feedback and additional info? When comparing the various options, it seems to me that High Point Station is the obvious preferred choice. Most importantly, it ranks highest for resiliency, would require minimum prep, does not have zoning issues, and is ranked very good in terms of proximity. The cost differential between the three options are de minimus (only about \$100 difference per year per household), so I don't think that should be a determining factor. In terms of the next two options, I can see that Gearhart Park Station is arguably preferable to the current location, but I am very troubled by the loss of that open space. It would fundamentally change the character of our town, and reduce access for everyone. In addition, there are zoning issues which could tie things up for a long time, thus delaying the building of this necessary new structure. Given that High Point Station is a superior option in virtually every way, it would make no sense to choose the less preferred loc

ation when it would mean a loss of critical open space (the Gearhart Park Station option), or be in a location that has lower resiliency (the Current Location option). I am happy to provide more feedback and answer any questions relating to my answers here. Thank you.

Regarding funding, are you supportive of a bond? Yes

Regarding funding, would you like to see private donations to help cover costs? Yes

Donation contact info:

Would you like to stay updated via email on the new station and other important city issues? Yes ✓

The results of this submission may be viewed at:

<https://www.cityofgearhart.com/node/3741/submission/7251>

Are you a registered voter of Gearhart? Yes ✓

Do you own property in Gearhart? Yes

Are you in support of a new Emergency Response & Resiliency Building in Gearhart? Yes

Which location would you rank as your #1 choice: Concept C: High Point Station

Which location would you rank as your #2 choice: Concept B: Pacific Way Station (Current Location)

Which location would you rank as your #3 choice: Concept A: Gearhart Park Station

Feedback and additional info? none

Regarding funding, are you supportive of a bond? Yes

Regarding funding, would you like to see private donations to help cover costs? No

Donation contact info:

Would you like to stay updated via email on the new station and other important city issues? No

The results of this submission may be viewed at:

<https://www.cityofgearhart.com/node/3741/submission/7271>



Are you a registered voter of Gearhart? No

Do you own property in Gearhart? Yes

Are you in support of a new Emergency Response & Resiliency Building in Gearhart? Yes

Which location would you rank as your #1 choice: Concept C: High Point Station

Which location would you rank as your #2 choice: Concept C: High Point Station

Which location would you rank as your #3 choice: Concept C: High Point Station

Feedback and additional info? Option C is the only one that makes sense to me

Regarding funding, are you supportive of a bond? Yes

Regarding funding, would you like to see private donations to help cover costs? No

Donation contact info:

Would you like to stay updated via email on the new station and other important city issues? Yes ✓

The results of this submission may be viewed at:

<https://www.cityofgearhart.com/node/3741/submission/7671>

SECTION: 479020010

Are you a registered voter of Gearhart? No

Do you own property in Gearhart? Yes

Are you in support of a new Emergency Response & Resiliency Building in Gearhart? No

Which location would you rank as your #1 choice: Concept C: High Point Station

Which location would you rank as your #2 choice: Concept B: Pacific Way Station (Current Location)

Which location would you rank as your #3 choice: Concept A: Gearhart Park Station

Feedback and additional info? Thank you for sending out this questionnaire, appreciate the opportunity to voice opinion. I indicated that I am not in favor due to the fact that for the past couple years our taxes are already dramatically increased due to the additional school tax. To take on this project now, the tax load to property owners is high! And it does not make sense to me to take over the park location - closer to the water and not at a very high spot. If it does go ahead, I would like to see the High Point Station.

Regarding funding, are you supportive of a bond? No

Regarding funding, would you like to see private donations to help cover costs? Yes

Donation contact info: Yes, why would private donations not be welcome?

Would you like to stay updated via email on the new station and other important city issues? Yes ✓

The results of this submission may be viewed at:

<https://www.cityofgearhart.com/node/3741/submission/7681>

Are you a registered voter of Gearhart? No

Do you own property in Gearhart? Yes

Are you in support of a new Emergency Response & Resiliency Building in Gearhart? Yes

Which location would you rank as your #1 choice: Concept A: Gearhart Park Station

Which location would you rank as your #2 choice: Concept C: High Point Station

Which location would you rank as your #3 choice: Concept B: Pacific Way Station (Current Location)

Feedback and additional info? Resist adding frills, but building the space and finishing some of it later may be a wise use of money.

Regarding funding, are you supportive of a bond? Yes

Regarding funding, would you like to see private donations to help cover costs? No

Donation contact info:

Would you like to stay updated via email on the new station and other important city issues?

The results of this submission may be viewed at:

<https://www.cityofgearhart.com/node/3741/submission/9541>

Are you a registered voter of Gearhart? No

Do you own property in Gearhart? Yes

Are you in support of a new Emergency Response & Resiliency Building in Gearhart? Yes

Which location would you rank as your #1 choice: Concept B: Pacific Way Station (Current Location)

Which location would you rank as your #2 choice: Concept C: High Point Station

Which location would you rank as your #3 choice: Concept A: Gearhart Park Station

Feedback and additional info? None

Regarding funding, are you supportive of a bond? Yes

Regarding funding, would you like to see private donations to help cover costs? Yes

Donation contact info:

Would you like to stay updated via email on the new station and other important city issues? Yes ✓

The results of this submission may be viewed at:

<https://www.cityofgearhart.com/node/3741/submission/9531>



Are you a registered voter of Gearhart? No

Do you own property in Gearhart? Yes

Are you in support of a new Emergency Response & Resiliency Building in Gearhart? Yes

Which location would you rank as your #1 choice: Concept B: Pacific Way Station (Current Location)

Which location would you rank as your #2 choice: Concept C: High Point Station

Which location would you rank as your #3 choice: Concept A: Gearhart Park Station

Feedback and additional info? Too strong of a push from city officials to spend too much money for the high point site.

Funds better spent in revitalizing the town.

Regarding funding, are you supportive of a bond? Yes

Regarding funding, would you like to see private donations to help cover costs? Yes

Donation contact info:

Would you like to stay updated via email on the new station and other important city issues? Yes

The results of this submission may be viewed at:

<https://www.cityofgearhart.com/node/3741/submission/13591>

best none.

Are you a registered voter of Gearhart? No

Do you own property in Gearhart? Yes

Are you in support of a new Emergency Response & Resiliency Building in Gearhart? Yes

Which location would you rank as your #1 choice: Concept B: Pacific Way Station (Current Location)

Which location would you rank as your #2 choice: Concept C: High Point Station

Which location would you rank as your #3 choice: Concept A: Gearhart Park Station

Feedback and additional info? Too strong of a push from city officials to spend too much money for the high point site.  
Funds better spent in revitalizing the town.

Regarding funding, are you supportive of a bond? Yes

Regarding funding, would you like to see private donations to help cover costs? Yes

Donation contact info:

Would you like to stay updated via email on the new station and other important city issues? Yes

The results of this submission may be viewed at:

<https://www.cityofgearhart.com/node/3741/submission/13601>



Are you a registered voter of Gearhart? No

Do you own property in Gearhart? Yes

Are you in support of a new Emergency Response & Resiliency Building in Gearhart? Yes

Which location would you rank as your #1 choice: Concept C: High Point Station

Which location would you rank as your #2 choice: Concept B: Pacific Way Station (Current Location)

Which location would you rank as your #3 choice: Concept A: Gearhart Park Station

Feedback and additional info? It would seem that the Gearhart park location could be cut off from the surrounding area in the event of a tsunami. The other two choices seem more viable, with the high point station best given the ground stability

Regarding funding, are you supportive of a bond? Yes

Regarding funding, would you like to see private donations to help cover costs? Yes

Donation contact info: We would donate some amount to the construction

Would you like to stay updated via email on the new station and other important city issues? Yes ✓

The results of this submission may be viewed at:

<https://www.cityofgearhart.com/node/3741/submission/13901>

Are you a registered voter of Gearhart? No

Do you own property in Gearhart? Yes

Are you in support of a new Emergency Response & Resiliency Building in Gearhart? Yes

Which location would you rank as your #1 choice: Concept C: High Point Station

Which location would you rank as your #2 choice: Concept B: Pacific Way Station (Current Location)

Which location would you rank as your #3 choice: Concept A: Gearhart Park Station

Feedback and additional info? Aesthetically I don't think the location in the Gearhart Park would be a reasonable location. It would also seem to be vulnerable to a Tsunami, more so than the other two locations. Given the information provided it appears the high point station is best situated to weather a tsunami and on the most stable location.

Regarding funding, are you supportive of a bond? Yes

Regarding funding, would you like to see private donations to help cover costs? Yes

Donation contact info: Not sure

Would you like to stay updated via email on the new station and other important city issues? Yes ✓

The results of this submission may be viewed at:

<https://www.cityofgearhart.com/node/3741/submission/13911>

Are you a registered voter of Gearhart? No

Do you own property in Gearhart? Yes ✓

Are you in support of a new Emergency Response & Resiliency Building in Gearhart? Yes ✓

Which location would you rank as your #1 choice: Concept B: Pacific Way Station (Current Location)

Which location would you rank as your #2 choice: Concept B: Pacific Way Station (Current Location) ✓

Which location would you rank as your #3 choice: Concept A: Gearhart Park Station

Feedback and additional info? Thank you

Regarding funding, are you supportive of a bond? No ✓


Regarding funding, would you like to see private donations to help cover costs? Yes ✓

Donation contact info:

Would you like to stay updated via email on the new station and other important city issues? Yes ✓

The results of this submission may be viewed at:

<https://www.cityofgearhart.com/node/3741/submission/13891>

Handwritten signature and scribble.

Are you a registered voter of Gearhart? No

Do you own property in Gearhart? Yes

Are you in support of a new Emergency Response & Resiliency Building in Gearhart? Yes

Which location would you rank as your #1 choice: Concept B: Pacific Way Station (Current Location)

Which location would you rank as your #2 choice: Concept B: Pacific Way Station (Current Location)

Which location would you rank as your #3 choice: Concept A: Gearhart Park Station

Feedback and additional info?

The High Point Station would be too expensive giving the cost of the land. A second point is moving fire trucks in and out of that location would be difficult without expanding Marion Ave. A third reason is the noise of fire trucks coming in and out would disturb residents.

Since the park is city owned, the building costs would be lower than the High Point location. However, the residents, particularly around the park, are against this location. The structure would impose on those residents and guests who have used this historical site for picnicking, sunsets/sunrises and playing games of their choice. Again, as I wrote in the previous paragraph, Marion Street would need to be widened to accommodate the large fire trucks moving in and out of thei garages. Also, the noise would disturb local residents.

Another location is just east of the water plant. The location is currently up for sale. The property would be suitable for a fire station and Marion would not have to be widened.

L

Regarding funding, are you supportive of a bond? Yes

Regarding funding, would you like to see private donations to help cover costs? No

Donation contact info:

Would you like to stay updated via email on the new station and other important city issues? Yes ✓

The results of this submission may be viewed at:

<https://www.cityofgearhart.com/node/3741/submission/14281>

Best Phone:

Are you a registered voter of Gearhart? No

Do you own property in Gearhart? Yes

Are you in support of a new Emergency Response & Resiliency Building in Gearhart? Yes

Which location would you rank as your #1 choice: Concept A: Gearhart Park Station

Which location would you rank as your #2 choice: Concept C: High Point Station

Which location would you rank as your #3 choice: Concept B: Pacific Way Station (Current Location)

Feedback and additional info? As a FT resident of Gearhart who really has not been happy living here the last three years, so I am in the beginning stages of looking to move out of the area, thus my opinion may not hold much water but what I will add is ...I do not think of Gearhart Park station as a typical park like setting. I actually find that specific area to be not very pretty. The ground is uneven and full of weeds, especially during the Summer when these small round like stickers appear all over that grass area. My dogs can't even walk around that "park". There is also very limited picnic tables, etc., as well as no play ground structure for kids or maybe small dog park containment area? I always thought above ground flower and vegetable beds could have gone there years ago as one way to bring the year round residents together but from my observations, most of the people in Gearhart seem to want to be left alone and most I have come into contact with are unfriendly, inconsiderate and quite snobby.

Regarding funding, are you supportive of a bond? Yes

Regarding funding, would you like to see private donations to help cover costs? Yes

Donation contact info: Maybe start a survey and see how many residents in the area would contribute to private funding?

Would you like to stay updated via email on the new station and other important city issues? No

The results of this submission may be viewed at:

<https://www.cityofgearhart.com/node/3741/submission/14291>

Best Phone:

Are you a registered voter of Gearhart? No

Do you own property in Gearhart? Yes

Are you in support of a new Emergency Response & Resiliency Building in Gearhart? Yes

Which location would you rank as your #1 choice: Concept B: Pacific Way Station (Current Location)

Which location would you rank as your #2 choice: Concept B: Pacific Way Station (Current Location)

Which location would you rank as your #3 choice: Concept B: Pacific Way Station (Current Location)

Feedback and additional info? I believe the park location should not even be on the table, and I'm not convinced on the cost estimate for the High Point location as the City of a Gearhart does not own that property.

Regarding funding, are you supportive of a bond? No

Regarding funding, would you like to see private donations to help cover costs? Yes

Donation contact info:

Would you like to stay updated via email on the new station and other important city issues? Yes ✓

The results of this submission may be viewed at:

<https://www.cityofgearhart.com/node/3741/submission/14311>



Are you a registered voter of Gearhart? No

Do you own property in Gearhart? Yes

Are you in support of a new Emergency Response & Resiliency Building in Gearhart? Yes

Which location would you rank as your #1 choice: Concept B: Pacific Way Station (Current Location)

Which location would you rank as your #2 choice: Concept A: Gearhart Park Station

Which location would you rank as your #3 choice: Concept C: High Point Station

Feedback and additional info? I attended the Town Hall, participated in a Saturday walking tour of the current station and the three sites, have reviewed the DOGAMI maps, listened to the resident geologist, read the latest "geological" correspondences in the city council meeting packet and base my choices on all that information. Frankly, it appears less likely with the continually evolving science that the city of Gearhart will suffer a large or bigger tsunami in the next century. In that time period the new station will be replaced and the scientific evidence and predictions will become more specific. The Pacific Way Station site will serve well, is closest to the highway, has adequate parking (on-street) and will help maintain a vibrant city center.

Regarding funding, are you supportive of a bond? Yes

Regarding funding, would you like to see private donations to help cover costs? Yes

Donation contact info:

Would you like to stay updated via email on the new station and other important city issues? Yes ✓

The results of this submission may be viewed at:

<https://www.cityofgearhart.com/node/3741/submission/14421>

Best Pnone:

Are you a registered voter of Gearhart? No

Do you own property in Gearhart? Yes

Are you in support of a new Emergency Response & Resiliency Building in Gearhart? Yes

Which location would you rank as your #1 choice: Concept B: Pacific Way Station (Current Location)

Which location would you rank as your #2 choice: Concept B: Pacific Way Station (Current Location)

Which location would you rank as your #3 choice: Concept C: High Point Station

Feedback and additional info? I think this is a prime area for tourism

Regarding funding, are you supportive of a bond? Yes

Regarding funding, would you like to see private donations to help cover costs? Yes

Donation contact info:

Would you like to stay updated via email on the new station and other important city issues? No

The results of this submission may be viewed at:

<https://www.cityofgearhart.com/node/3741/submission/14351>

Best Phone:

Are you a registered voter of Gearhart? No

Do you own property in Gearhart? Yes

Are you in support of a new Emergency Response & Resiliency Building in Gearhart? Yes

Which location would you rank as your #1 choice: Concept B: Pacific Way Station (Current Location)

Which location would you rank as your #2 choice: Concept A: Gearhart Park Station

Which location would you rank as your #3 choice: Concept C: High Point Station

Feedback and additional info? Both the Park Station and the High Point locations will probably result in significant objection from current residents. The High Point location will also require purchasing and zoning expenses, and it is less centrally located. The High Point property is currently bringing in tax revenue that would be lost. Also for both properties, it is ill advised to turn ocean front property into a fire station. The current location is best because it's centrally located, the land is already owned, and there are design options that could mitigate the potential for flooding.

Regarding funding, are you supportive of a bond? Yes

Regarding funding, would you like to see private donations to help cover costs? Yes

Donation contact info: N/A

Would you like to stay updated via email on the new station and other important city issues? Yes ✓

The results of this submission may be viewed at:

<https://www.cityofgearhart.com/node/3741/submission/14711>

Are you a registered voter of Gearhart? No

Do you own property in Gearhart? Yes

Are you in support of a new Emergency Response & Resiliency Building in Gearhart? Yes

Which location would you rank as your #1 choice: Concept C: High Point Station

Which location would you rank as your #2 choice: Concept B: Pacific Way Station (Current Location)

Which location would you rank as your #3 choice: Concept A: Gearhart Park Station

Feedback and additional info?

the current location would be our first choice because of cost to rebuild and timing but we are relying on information provided by the city as to how this site might be impacted by a tsunami.

the city has done an outstanding job providing information and inviting input from residents. We appreciate that as 2nd home property owners our vote will be heard in this matter.

Regarding funding, are you supportive of a bond? Yes

Regarding funding, would you like to see private donations to help cover costs? Yes

Donation contact info: (blank)

Would you like to stay updated via email on the new station and other important city issues?

The results of this submission may be viewed at:

<https://www.cityofgearhart.com/node/3741/submission/14091>



CITY OF GEARHART

To best serve  
Response &  
Failure

NAME: \_\_\_\_\_

MAILING

PHYSICAL

EMAIL: \_\_\_\_\_

1. Are you a registered voter of Gearhart? YES  NO
2. Do you own property in Gearhart? YES  NO
3. Are you in support of a new Emergency Response & Resiliency Building in Gearhart?  
YES  NO
4. Taking into account emergency preparedness, proximity to respond, cost, and other pertinent info presented, **please rank in order 1-3** (1 being the best location) which concept/location you believe would best serve the needs of our community:

Location A: Gearhart Park Station, rank: 1

Location B: Pacific Way Station (current location), rank: 3

Location C: High Point Station, rank: 2

5. Please provide detailed feedback on why you ranked the locations as you did and provide any other ideas or feedback you wish to help the process moving forward: \_\_\_\_\_

cost. I believe the upper portions of the park would be fine. Park is under used. Lower (west) half of park is plenty large, better view, less wind.

6. In regard to funding, are you supportive of a bond? YES  NO

7. In regard to funding, would you like to see private donations\* to help cover costs?

YES

NO

\*If Yes, please provide name and contact information for anyone who may be interested, and the City will reach out.

**Thank you for your feedback! Your opinion is very important to this process.**

**Disclaimer:** The results of this feedback form are for informational purposes only and do not constitute a vote of any kind. This feedback information will be provided to the city council and will result in a summary report available to the public. The city council may then choose to vote on putting a new station on a future ballot for a public vote of citizens, seek more information, or do nothing.

We have lots of "park" i.e. ocean and beach, lower park is handicapped accessible. Fire stations can be community "centers". They are a good and welcome asset. I believe that, with careful design, a station in the upper park would be great.

97201

Rec'd 4/20  
Manning (KP)  
4/20

EMAIL: \_\_\_\_\_

BEST PHONE# \_\_\_\_\_

1. Are you a registered voter of Gearhart? YES  NO
2. Are you own property in Gearhart?  YES NO
3. Are you in support of a new Emergency Response & Resiliency Station in Gearhart?  
 YES NO
4. Taking into account emergency preparedness, proximity to respond, cost, and other pertinent info presented, **please rank in order 1-3** (1 being the best location) which concept/location you believe would *best serve* the needs of our community:

Concept A: Gearhart Park Station, rank: 3

Concept B: Pacific Way Station (current location), rank: 2

Concept C: High Point Station, rank: 1

5. Please provide detailed feedback on why you ranked the locations as you did and provide any other ideas or feedback you wish to help the process moving forward: \_\_\_\_\_

SAFETY / BEST LAND / ELEVATION / REMOTE OF DOWNTOWN  
SITE

6. Regarding funding, are you supportive of a bond?  YES NO

7. Regarding funding, would you like to see private donations\* to help cover costs?

YES NO

\*If Yes, please provide name and contact information for anyone who may be interested, and the City will reach out.

**Thank you for your feedback! Your opinion is very important to this process.**

**Disclaimer:** The results of this feedback form are for informational purposes only and do not constitute a vote of any kind. This feedback information will be provided to the city council and will result in a summary report available to the public. The city council may then choose to vote on putting a new station on a future ballot for a public vote of citizens, seek more information, or do nothing.

WF 4/1  
X

EMAIL: \_\_\_\_\_ BEST PHONE# \_\_\_\_\_

1. Are you a registered voter of Gearhart? YES  NO
2. Are you own property in Gearhart?  YES NO
3. Are you in support of a new Emergency Response & Resiliency Station in Gearhart?  
YES  NO
4. Taking into account emergency preparedness, proximity to respond, cost, and other pertinent info presented, **please rank in order 1-3** (1 being the best location) which concept/location you believe would *best serve* the needs of our community:

Concept A: Gearhart Park Station, rank: \_\_\_\_\_

Concept B: Pacific Way Station (current location), rank: 1

Concept C: High Point Station, rank: \_\_\_\_\_

5. Please provide detailed feedback on why you ranked the locations as you did and provide any other ideas or feedback you wish to help the process moving forward: \_\_\_\_\_

The current location - creates community feeling  
STAY where it is!

6. Regarding funding, are you supportive of a bond? YES  NO
7. Regarding funding, would you like to see private donations\* to help cover costs?  
YES  NO

\*If Yes, please provide name and contact information for anyone who may be interested, and the City will reach out.

**Thank you for your feedback! Your opinion is very important to this process.**

**Disclaimer:** The results of this feedback form are for informational purposes only and do not constitute a vote of any kind. This feedback information will be provided to the city council and will result in a summary report available to the public. The city council may then choose to vote on putting a new station on a future ballot for a public vote of citizens, seek more information, or do nothing.

WF 4/4  
KD

1. Are you a registered voter of Gearhart? YES  NO
2. Do you own property in Gearhart?  YES NO
3. Are you in support of a new Emergency Response & Resiliency Building in Gearhart?  
 YES NO

4. Taking into account emergency preparedness, proximity to respond, cost, and other pertinent info presented, **please rank in order 1-3** (1 being the best location) which concept/location you believe would *best serve* the needs of our community:

Location A: Gearhart Park Station, rank: 3

Location B: Pacific Way Station (current location), rank: 2

Location C: High Point Station, rank: 1

5. Please provide detailed feedback on why you ranked the locations as you did and provide any other ideas or feedback you wish to help the process moving forward:

PLEASE DON'T TAKE PANK ... BEST BY FAR IS HIGH POINT

6. In regard to funding, are you supportive of a bond?  YES NO

7. In regard to funding, would you like to see private donations\* to help cover

YES

NO

\*If Yes, please provide name and contact information may be interested, and the City will reach out.

SAME AS ABOVE

**Thank you for your feedback! Your opinion is very important to this process.**

**Disclaimer:** The results of this feedback form are for informational purposes only and do not constitute a recommendation. This feedback information will be provided to the city council and will result in a summary report to the public. The city council may then choose to vote on putting a new station on a future ballot for a public referendum. We seek more information, or do nothing.

WJF  
12/11



1. Are you a registered voter of Gearhart?

YES

NO

2. Do you own property in Gearhart?

YES

NO

*not per city*

3. Are you in support of a new Emergency Response & Resiliency Building in Gearhart?

YES

NO

4. Taking into account emergency preparedness, proximity to respond, cost, and other pertinent info presented, **please rank in order 1-3** (1 being the best location) which concept/location you believe would *best serve* the needs of our community:

Location A: Gearhart Park Station, rank: NO NEVER

Location B: Pacific Way Station (current location), rank: 2

Location C: High Point Station, rank: 1

5. Please provide detailed feedback on why you ranked the locations as you did and provide any other ideas or feedback you wish to help the process moving forward:

The Gearhart Park should stay as a park, it was donated for the use as a park, nothing else... It should not be a Fire station.

6. In regard to funding, are you supportive of a bond?

YES

NO

7. In regard to funding, would you like to see private donations\* to help cover costs?

YES

NO

*\*If Yes, please provide name and contact information for anyone who may be interested, and the City will reach out.*

**Thank you for your feedback! Your opinion is very important to this process.**

**Disclaimer:** The results of this feedback form are for informational purposes only and do not constitute a vote of any kind. This feedback information will be provided to the city council and will result in a summary report available to the public. The city council may then choose to vote on putting a new station on a future ballot for a public vote of citizens, seek more information, or do nothing.

*WF/KC  
4/1*

1. Are you a registered voter of Gearhart? YES  NO
2. Are you own property in Gearhart?  YES NO
3. Are you in support of a new Emergency Response & Resiliency Station in Gearhart?  
 YES NO
4. Taking into account emergency preparedness, proximity to respond, cost, and other pertinent info presented, **please rank in order 1-3** (1 being the best location) which concept/location you believe would *best serve* the needs of our community:

Concept A: Gearhart Park Station, rank: 3

Concept B: Pacific Way Station (current location), rank: 2

Concept C: High Point Station, rank: 1

5. Please provide detailed feedback on why you ranked the locations as you did and provide any other ideas or feedback you wish to help the process moving forward: \_\_\_\_\_
- \_\_\_\_\_
- \_\_\_\_\_

6. Regarding funding, are you supportive of a bond?  YES NO

7.  YES NO Regarding funding, would you like to see private donations\* to help cover costs?

*\*If Yes, please provide name and contact information for anyone who may be interested, and the City will reach out.*

\_\_\_\_\_

**Thank you for your feedback! Your opinion is very important to this process.**

**Disclaimer:** The results of this feedback form are for informational purposes only and do not constitute a vote of any kind. This feedback information will be provided to the city council and will result in a summary report available to the public. The city council may then choose to vote on putting a new station on a future ballot for a public vote of citizens, seek more information, or do nothing.

WJ (K) 4/15

- 
1. Are you a registered voter of Gearhart? YES  NO
  2. Do you own property in Gearhart?  YES NO
  3. Are you in support of a new Emergency Response & Resiliency Building in Gearhart?  
 YES NO
  4. Taking into account emergency preparedness, proximity to respond, cost, and other pertinent info presented, **please rank in order 1-3** (1 being the best location) which concept/location you believe would *best serve* the needs of our community:

Location A: Gearhart Park Station, rank: 2

Location B: Pacific Way Station (current location), rank: 3

Location C: High Point Station, rank: 1

5. Please provide detailed feedback on why you ranked the locations as you did and provide any other ideas or feedback you wish to help the process moving forward: I chose High Point first due to the elevation, the Park second. I think if the park location was chosen, design will be key. Could the design include community/park space on the roof of the building?

6. In regard to funding, are you supportive of a bond?  YES NO
7. In regard to funding, would you like to see private donations\* to help cover costs?

YES

NO

*\*If Yes, please provide name and contact information for anyone who may be interested, and the City will reach out.*

---

**Thank you for your feedback! Your opinion is very important to this process.**

**Disclaimer:** The results of this feedback form are for informational purposes only and do not constitute a vote of any kind. This feedback information will be provided to the city council and will result in a summary report available to the public. The city council may then choose to vote on putting a new station on a future ballot for a public vote of citizens, seek more information, or do nothing.

WJ  
4/11/20

EMAIL: XXXXXXXXXXXXXXXXXXXX

BEST PHONE# XXXXXXXXXX

1. Are you a registered voter of Gearhart? YES  NO
2. Do you own property in Gearhart?  YES NO
3. Are you in support of a new Emergency Response & Resiliency Building in Gearhart?  
 YES NO
4. Taking into account emergency preparedness, proximity to respond, cost, and other pertinent info presented, **please rank in order 1-3** (1 being the best location) which concept/location you believe would *best serve* the needs of our community:

Location A: Gearhart Park Station, rank: 3

Location B: Pacific Way Station (current location), rank: 2

Location C: High Point Station, rank: 1

5. Please provide detailed feedback on why you ranked the locations as you did and provide any other ideas or feedback you wish to help the process moving forward: The High point station for elevation then the park last as it should be kept as a community asset. While the current location is problematic mitigation could be made to make it more resilient.

6. In regard to funding, are you supportive of a bond?  YES NO
7. In regard to funding, would you like to see private donations\* to help cover costs?  
 YES NO *\*If Yes, please provide name and contact information for anyone who may be interested, and the City will reach out.*

**Thank you for your feedback! Your opinion is very important to this process.**

**Disclaimer:** The results of this feedback form are for informational purposes only and do not constitute a vote of any kind. This feedback information will be provided to the city council and will result in a summary report available to the public. The city council may then choose to vote on putting a new station on a future ballot for a public vote of citizens, seek more information, or do nothing.

WF  
1/17

1. Are you a registered voter of Gearhart? YES  NO
2. Do you own property in Gearhart?  YES NO
3. Are you in support of a new Emergency Response & Resiliency Building in Gearhart?  
YES NO
4. Taking into account emergency preparedness, proximity to respond, cost, and other pertinent info presented, **please rank in order 1-3** (1 being the best location) which concept/location you believe would *best serve* the needs of our community:

Location A: Gearhart Park Station, rank: 2

Location B: Pacific Way Station (current location), rank: 1

Location C: High Point Station, rank: 3

5. Please provide detailed feedback on why you ranked the locations as you did and provide any other ideas or feedback you wish to help the process moving forward: \_\_\_\_\_

We like the present location because it is centrally located - others seem too close to ocean in case of a tsunami situation

6. In regard to funding, are you supportive of a bond? YES  NO
7. In regard to funding, would you like to see private donations\* to help cover costs?

YES ? NO

\*If Yes, please provide name and contact information for anyone who may be interested, and the City will reach out.

**Thank you for your feedback! Your opinion is very important to this process.**

**Disclaimer:** The results of this feedback form are for informational purposes only and do not constitute a vote of any kind. This feedback information will be provided to the city council and will result in a summary report available to the public. The city council may then choose to vote on putting a new station on a future ballot for a public vote of citizens, seek more information, or do nothing.

*Handwritten signature: [Signature]*

1. Are you a registered voter of Gearhart? YES  NO
2. Are you own property in Gearhart?  YES NO
3. Are you in support of a new Emergency Response & Resiliency Station in Gearhart?  
 YES NO

4. Taking into account emergency preparedness, proximity to respond, cost, and other pertinent info presented, **please rank in order 1-3** (1 being the best location) which concept/location you believe would *best serve* the needs of our community:

Concept A: Gearhart Park Station, rank: 1

Concept B: Pacific Way Station (current location), rank: 3

Concept C: High Point Station, rank: 2

5. Please provide detailed feedback on why you ranked the locations as you did and provide any other ideas or feedback you wish to help the process moving forward: \_\_\_\_\_

\_\_\_\_\_

\_\_\_\_\_

6. Regarding funding, are you supportive of a bond?  YES NO

7. Regarding funding, would you like to see private donations\* to help cover costs?  
 YES NO

*\*If Yes, please provide name and contact information for anyone who may be interested, and the City will reach out.*

**Thank you for your feedback! Your opinion is very important to this process.**

**Disclaimer:** The results of this feedback form are for informational purposes only and do not constitute a vote of any kind. This feedback information will be provided to the city council and will result in a summary report available to the public. The city council may then choose to vote on putting a new station on a future ballot for a public vote of citizens, seek more information, or do nothing.

WF  
 3/11

- 1. Are you a registered voter of Gearhart? YES  NO
- 2. Do you own property in Gearhart? YES  NO
- 3. Are you in support of a new Emergency Response & Resiliency Building in Gearhart? YES  NO
- 4. Taking into account emergency preparedness, proximity to respond, cost, and other pertinent info presented, **please rank in order 1-3** (1 being the best location) which concept/location you believe would *best serve* the needs of our community:

Location A: Gearhart Park Station, rank: 2

Location B: Pacific Way Station (current location), rank: 1

Location C: High Point Station, rank: 3

- 5. Please provide detailed feedback on why you ranked the locations as you did and provide any other ideas or feedback you wish to help the process moving forward: \_\_\_\_\_  
cheaper. Not necessary to  
use more land.

- 6. In regard to funding, are you supportive of a bond? YES  NO
- 7. In regard to funding, would you like to see private donations\* to help cover costs? YES  NO  *\*If Yes, please provide name and contact information for anyone who may be interested, and the City will reach out.*

**Thank you for your feedback! Your opinion is very important to this process.**  
**Disclaimer:** The results of this feedback form are for informational purposes only and do not constitute a vote of any kind. This feedback information will be provided to the city council and will result in a summary report available to the public. The city council may then choose to vote on putting a new station on a future ballot for a public vote of citizens, seek more information, or do nothing.

MF  
 3/

1. Are you a registered voter of Gearhart? YES  NO
2. Are you own property in Gearhart?  YES  NO
3. Are you in support of a new Emergency Response & Resiliency Station in Gearhart?  
 YES  NO

4. Taking into account emergency preparedness, proximity to respond, cost, and other pertinent info presented, **please rank in order 1-3** (1 being the best location) which concept/location you believe would *best serve* the needs of our community:

Concept A: Gearhart Park Station, rank: 3 Absolutely Not!!

Concept B: Pacific Way Station (current location), rank: 1

Concept C: High Point Station, rank: 2

5. Please provide detailed feedback on why you ranked the locations as you did and provide any other ideas or feedback you wish to help the process moving forward: The Park is off limits - Current Spot is best, city owned & appropriate location. High Point is o.k. but expensive and prime location - eye sore!

6. Regarding funding, are you supportive of a bond? YES  NO

7. Regarding funding, would you like to see private donations\* to help cover costs?

YES  NO

*\*If Yes, please provide name and contact information for anyone who may be interested, and the City will reach out.*

Tim Boyle / Dennis Murphy Family  
Mark Kehoe / Bob Sundells

**Thank you for your feedback! Your opinion is very important to this process.**

**Disclaimer:** The results of this feedback form are for informational purposes only and do not constitute a vote of any kind. This feedback information will be provided to the city council and will result in a summary report available to the public. The city council may then choose to vote on putting a new station on a future ballot for a public vote of citizens, seek more information, or do nothing.

WF/KS  
3/17



1. Are you a registered voter of Gearhart? YES  NO
2. Are you own property in Gearhart? YES  NO
3. Are you in support of a new Emergency Response & Resiliency Station in Gearhart?  
YES  NO

4. Taking into account emergency preparedness, proximity to respond, cost, and other pertinent info presented, **please rank in order 1-3** (1 being the best location) which concept/location you believe would *best serve* the needs of our community:

Concept A: Gearhart Park Station, rank: 3

Concept B: Pacific Way Station (current location), rank: 2

Concept C: High Point Station, rank: 1

5. Please provide detailed feedback on why you ranked the locations as you did and provide any other ideas or feedback you wish to help the process moving forward: \_\_\_\_\_

NO WAY IN THE PARK -  
HIGH POINT IS A GOOD CENTRAL LOCATION

6. Regarding funding, are you supportive of a bond? YES  NO
7. Regarding funding, would you like to see private donations\* to help cover costs?  
YES  NO

*\*If Yes, please provide name and contact information for anyone who may be interested, and the City will reach out.*

**Thank you for your feedback! Your opinion is very important to this process.**

**Disclaimer:** The results of this feedback form are for informational purposes only and do not constitute a vote of any kind. This feedback information will be provided to the city council and will result in a summary report available to the public. The city council may then choose to vote on putting a new station on a future ballot for a public vote of citizens, seek more information, or do nothing.

WF (W)  
3/12

No chg  
↑

- 1. Are you a registered voter of Gearhart? YES  NO
- 2. Do you own property in Gearhart?  YES  NO  
*see above*
- 3. Are you in support of a new Emergency Response & Resiliency Building in Gearhart?  
 YES  NO

chg'd  
↑

4. Taking into account emergency preparedness, proximity to respond, cost, and other pertinent info presented, **please rank in order 1-3** (1 being the best location) which concept/location you believe would *best serve* the needs of our community:

Location A: Gearhart Park Station, rank: 3

Location B: Pacific Way Station (current location), rank: 1

Location C: High Point Station, rank: 2

5. Please provide detailed feedback on why you ranked the locations as you did and provide any other ideas or feedback you wish to help the process moving forward: \_\_\_\_\_

---



---



---

chg'd  
↑

- 6. In regard to funding, are you supportive of a bond?  YES  NO
- 7. In regard to funding, would you like to see private donations\* to help cover costs?

YES  NO  *\*If Yes, please provide name and contact information for anyone who may be interested, and the City will reach out.*

**Thank you for your feedback! Your opinion is very important to this process.**

**Disclaimer:** The results of this feedback form are for informational purposes only and do not constitute a vote of any kind. This feedback information will be provided to the city council and will result in a summary report available to the public. The city council may then choose to vote on putting a new station on a future ballot for a public vote of citizens, seek more information, or do nothing.

*[Handwritten signature]*

EMAIL: \_\_\_\_\_ BEST \_\_\_\_\_

1. Are you a registered voter of Gearhart? YES  NO
2. Are you own property in Gearhart? YES  NO
3. Are you in support of a new Emergency Response & Resiliency Station in Gearhart?  
YES  NO
4. Taking into account emergency preparedness, proximity to respond, cost, and other pertinent info presented, **please rank in order 1-3** (1 being the best location) which concept/location you believe would *best serve* the needs of our community:

Concept A: Gearhart Park Station, rank: \_\_\_\_\_

Concept B: Pacific Way Station (current location), rank: 1

Concept C: High Point Station, rank: \_\_\_\_\_

5. Please provide detailed feedback on why you ranked the locations as you did and provide any other ideas or feedback you wish to help the process moving forward:

established already, majority of homes  
in this area. Why do we need a  
new station?

6. Regarding funding, are you supportive of a bond? YES  NO
7. Regarding funding, would you like to see private donations\* to help cover costs?  
YES  NO

\*If Yes, please provide name and contact information for anyone who may be interested, and the City will reach out.

**Thank you for your feedback! Your opinion is very important to this process.**

**Disclaimer:** The results of this feedback form are for informational purposes only and do not constitute a vote of any kind. This feedback information will be provided to the city council and will result in a summary report available to the public. The city council may then choose to vote on putting a new station on a future ballot for a public vote of citizens, seek more information, or do nothing.

WF   
3/8

1. Are you a registered voter of Gearhart? YES  NO
2. Do you own property in Gearhart? YES  NO
3. Are you in support of a new Emergency Response & Resiliency Building in Gearhart?  
YES  NO
4. Taking into account emergency preparedness, proximity to respond, cost, and other pertinent info presented, **please rank in order 1-3** (1 being the best location) which concept/location you believe would *best serve* the needs of our community:

Location A: Gearhart Park Station, rank: NO

Location B: Pacific Way Station (current location), rank: NO

Location C: High Point Station, rank: 1

5. Please provide detailed feedback on why you ranked the locations as you did and provide any other ideas or feedback you wish to help the process moving forward: ① It's the highest point of the 3 locations ② Parks should remain parks - once they are gone they can never be replaced. ③ Honouring Lesley Miller's legacy.
6. In regard to funding, are you supportive of a bond? YES  NO
7. In regard to funding, would you like to see private donations\* to help cover costs?

YES

NO

\*If Yes, please provide name and contact information for anyone who may be interested, and the City will reach out.

**Thank you for your feedback! Your opinion is very important to this process.**

**Disclaimer:** The results of this feedback form are for informational purposes only and do not constitute a vote of any kind. This feedback information will be provided to the city council and will result in a summary report available to the public. The city council may then choose to vote on putting a new station on a future ballot for a public vote of citizens, seek more information, or do nothing.

WF (K) 3/8

EMAIL: \_\_\_\_\_

1. Are you a registered voter of Gearhart? YES  NO
2. Are you own property in Gearhart?  YES NO
3. Are you in support of a new Emergency Response & Resiliency Station in Gearhart?  
 YES NO
4. Taking into account emergency preparedness, proximity to respond, cost, and other pertinent info presented, **please rank in order 1-3** (1 being the best location) which concept/location you believe would *best serve* the needs of our community:

Concept A: Gearhart Park Station, rank: 3

Concept B: Pacific Way Station (current location), rank: 1

Concept C: High Point Station, rank: 2

5. Please provide detailed feedback on why you ranked the locations as you did and provide any other ideas or feedback you wish to help the process moving forward: \_\_\_\_\_

Pacific way station to save money  
High Pointe station in case of ~~tsunami~~ Sonami

6. Regarding funding, are you supportive of a bond?  YES NO

7. Regarding funding, would you like to see private donations\* to help cover costs?  
 YES NO

\*If Yes, please provide name and contact information for anyone who may be interested, and the City will reach out.

Condo owners e Gearhart by the Sea

**Thank you for your feedback! Your opinion is very important to this process.**

**Disclaimer:** The results of this feedback form are for informational purposes only and do not constitute a vote of any kind. This feedback information will be provided to the city council and will result in a summary report available to the public. The city council may then choose to vote on putting a new station on a future ballot for a public vote of citizens, seek more information, or do nothing.

MAF  
3/8

1. Are you a registered voter of Gearhart? YES  NO

2. Do you own property in Gearhart?  YES NO

3. Are you in support of a new Emergency Response & Resiliency Building in Gearhart?  
 YES NO

4. Taking into account emergency preparedness, proximity to respond, cost, and other pertinent info presented, **please rank in order 1-3** (1 being the best location) which concept/location you believe would best serve the needs of our community:

Location A: Gearhart Park Station, rank: 2

Location B: Pacific Way Station (current location), rank: 3

Location C: High Point Station, rank: 1

5. Please provide detailed feedback on why you ranked the locations as you did and provide any other ideas or feedback you wish to help the process moving forward: \_\_\_\_\_

6. In regard to funding, are you supportive of a bond? YES  NO

7. In regard to funding, would you like to see private donations\* to help cover costs?

YES

NO

*\*If Yes, please provide name and contact information for anyone who may be interested, and the City will reach out.*

**Thank you for your feedback! Your opinion is very important to this process.**

**Disclaimer:** The results of this feedback form are for informational purposes only and do not constitute a vote of any kind. This feedback information will be provided to the city council and will result in a summary report available to the public. The city council may then choose to vote on putting a new station on a future ballot for a public vote of citizens, seek more information, or do nothing.

WFE  
4/29

1. Are you a registered voter of Gearhart? YES  NO
2. Do you own property in Gearhart? YES  NO
3. Are you in support of a new Emergency Response & Resiliency Building in Gearhart?  
YES  NO

4. Taking into account emergency preparedness, proximity to respond, cost, and other pertinent info presented, **please rank in order 1-3** (1 being the best location) which concept/location you believe would *best serve* the needs of our community:

Location A: Gearhart Park Station, rank: 3

Location B: Pacific Way Station (current location), rank: 1

Location C: High Point Station, rank: 2

5. Please provide detailed feedback on why you ranked the locations as you did and provide any other ideas or feedback you wish to help the process moving forward: We like the play field for kids and adults and pets close to the ocean at the end of Pacific Way. Have to go through center of town if located at # A. Current location is easy to go North or South on Highway 1.
6. In regard to funding, are you supportive of a bond? YES  NO
7. In regard to funding, would you like to see private donations\* to help cover costs?

YES

NO

\*If Yes, please provide name and contact information for anyone who may be interested, and the City will reach out.

**Thank you for your feedback! Your opinion is very important to this process.**

**Disclaimer:** The results of this feedback form are for informational purposes only and do not constitute a vote of any kind. This feedback information will be provided to the city council and will result in a summary report available to the public. The city council may then choose to vote on putting a new station on a future ballot for a public vote of citizens, seek more information, or do nothing.

WF 4/5  
(10)

1. Are you a registered voter of Gearhart? YES  NO
2. Do you own property in Gearhart? YES  NO
3. Are you in support of a new Emergency Response & Resiliency Building in Gearhart? YES  NO
4. Taking into account emergency preparedness, proximity to respond, cost, and other pertinent info presented, **please rank in order 1-3** (1 being the best location) which concept/location you believe would *best serve* the needs of our community:

Location A: Gearhart Park Station, rank: 2

Location B: Pacific Way Station (current location), rank: 3

Location C: High Point Station, rank: 1

5. Please provide detailed feedback on why you ranked the locations as you did and provide any other ideas or feedback you wish to help the process moving forward: \_\_\_\_\_

#1 Most protected from flooding - makes most practical sense  
if #2 chosen, make sure plenty of park still available to citizens  
hoping that architect. of new building is "Gearhart"-like -

6. In regard to funding, are you supportive of a bond? YES  NO  *no modern or other inappropriate design please*
7. In regard to funding, would you like to see private donations\* to help cover costs?

YES  NO  \*If Yes, please provide name and contact information for anyone who may be interested, and the City will reach out.

**Thank you for your feedback! Your opinion is very important to this process.**

**Disclaimer:** The results of this feedback form are for informational purposes only and do not constitute a vote of any kind. This feedback information will be provided to the city council and will result in a summary report available to the public. The city council may then choose to vote on putting a new station on a future ballot for a public vote of citizens, seek more information, or do nothing.

*MLP*  
*4/8*



1. Are you a registered voter of Gearhart?      YES      NO
2. Are you own property in Gearhart?      YES      NO
3. Are you in support of a new Emergency Response & Resiliency Station in Gearhart?  
YES      NO
4. Taking into account emergency preparedness, proximity to respond, cost, and other pertinent info presented, **please rank in order 1-3** (1 being the best location) which concept/location you believe would *best serve* the needs of our community:

Concept A: Gearhart Park Station, rank: \_\_\_\_\_

Concept B: Pacific Way Station (current location), rank: 1, 2, 3

Concept C: High Point Station, rank: \_\_\_\_\_

5. Please provide detailed feedback on why you ranked the locations as you did and provide any other ideas or feedback you wish to help the process moving forward:

*There are 3 fire dept within 10 miles of each other. We want to keep the PARK! Taking this park that was donated is wrong!*

6. Regarding funding, are you supportive of a bond?      YES      NO
7. Regarding funding, would you like to see private donations\* to help cover costs?  
YES      NO

\*If Yes, please provide name and contact information for anyone who may be interested, and the City will reach out.

**Thank you for your feedback! Your opinion is very important to this process.**

**Disclaimer:** The results of this feedback form are for informational purposes only and do not constitute a vote of any kind. This feedback information will be provided to the city council and will result in a summary report available to the public. The city council may then choose to vote on putting a new station on a future ballot for a public vote of citizens, seek more information, or do nothing.

WJ  
4/18

1. Are you a registered voter of Gearhart?

YES

NO

2. Are you own property in Gearhart?

YES

NO

w/a per city

3. Are you in support of a new Emergency Response & Resiliency Station in Gearhart?

YES

NO

4. Taking into account emergency preparedness, proximity to respond, cost, and other pertinent info presented, **please rank in order 1-3** (1 being the best location) which concept/location you believe would *best serve* the needs of our community:

Concept A: Gearhart Park Station, rank: 3

Concept B: Pacific Way Station (current location), rank: 1

Concept C: High Point Station, rank: 2

5. Please provide detailed feedback on why you ranked the locations as you did and provide any other ideas or feedback you wish to help the process moving forward:

According to the facts you provided the High Point makes the most sense, but it is nice to have the dept in downtown. Least favorite idea (option) is the park - would like to see it kept as is.

6. Regarding funding, are you supportive of a bond?

YES

NO

7. Regarding funding, would you like to see private donations\* to help cover costs?

YES

NO

\*If Yes, please provide name and contact information for anyone who may be interested, and the City will reach out.

**Thank you for your feedback! Your opinion is very important to this process.**

**Disclaimer:** The results of this feedback form are for informational purposes only and do not constitute a vote of any kind. This feedback information will be provided to the city council and will result in a summary report available to the public. The city council may then choose to vote on putting a new station on a future ballot for a public vote of citizens, seek more information, or do nothing.

Thanks -  
NF (148)  
4/22

- 1. Are you a registered voter of Gearhart? YES  NO
- 2. Do you own property in Gearhart?  YES NO
- 3. Are you in support of a new Emergency Response & Resiliency Building in Gearhart?  
 YES NO
- 4. Taking into account emergency preparedness, proximity to respond, cost, and other pertinent info presented, **please rank in order 1-3** (1 being the best location) which concept/location you believe would *best serve* the needs of our community:

Location A: Gearhart Park Station, rank: 2

Location B: Pacific Way Station (current location), rank: 3

Location C: High Point Station, rank: 1

- 5. Please provide detailed feedback on why you ranked the locations as you did and provide any other ideas or feedback you wish to help the process moving forward:

# 3 seems the most safe from  
~~disaster~~ disaster.

- 6. In regard to funding, are you supportive of a bond?  YES NO
- 7. In regard to funding, would you like to see private donations\* to help cover costs?

YES NO *\*If Yes, please provide name and contact information for anyone who may be interested, and the City will reach out.*

**Thank you for your feedback! Your opinion is very important to this process.**  
**Disclaimer:** The results of this feedback form are for informational purposes only and do not constitute a vote of any kind. This feedback information will be provided to the city council and will result in a summary report available to the public. The city council may then choose to vote on putting a new station on a future ballot for a public vote of citizens, seek more information, or do nothing.

MF  
  
 4/24

1. Are you a registered voter of Gearhart? YES  (NO)

2. Are you own property in Gearhart? YES  NO 525 Lanthorn Ln (1)

3. Are you in support of a new Emergency Response & Resiliency Station in Gearhart? YES  NO

4. Taking into account emergency preparedness, proximity to respond, cost, and other pertinent info presented, please rank in order 1-3 (1 being the best location) which concept/location you believe would best serve the needs of our community:

Concept A: Gearhart Park Station, rank: 2

Concept B: Pacific Way Station (current location), rank: 1

Concept C: High Point Station, rank: 3

5. Please provide detailed feedback on why you ranked the locations as you did and provide any other ideas or feedback you wish to help the process moving forward: #1 BEST ACCESS/RESPONSE TO 101 AND ALL AREAS OF GEARHART - NOT JUST THE RICHEST! #2 - SECOND BEST ACCESS/RESPONSE - MAY WANT INPUT FROM F.D. TO TEST ACCESS FROM SITES TO DIFF. AREAS OF GEARHART

6. Regarding funding, are you supportive of a bond? YES  NO

7. Regarding funding, would you like to see private donations\* to help cover costs? YES  NO  \*If Yes, please provide name and contact information for anyone who may be interested, and the City will reach out.

Thank you for your feedback! Your opinion is very important to this process. Disclaimer: The results of this feedback form are for informational purposes only and do not constitute a vote of any kind. This feedback information will be provided to the city council and will result in a summary report available to the public. The city council may then choose to vote on putting a new station on a future ballot for a public vote of citizens, seek more information, or do nothing.

WF (K) 4/24

1. Are you a registered voter of Gearhart? YES  NO
2. Are you own property in Gearhart? YES  NO
3. Are you in support of a new Emergency Response & Resiliency Station in Gearhart? YES  NO
4. Taking into account emergency preparedness, proximity to respond, cost, and other pertinent info presented, **please rank in order 1-3** (1 being the best location) which concept/location you believe would *best serve* the needs of our community:

Concept A: Gearhart Park Station, rank: 2

Concept B: Pacific Way Station (current location), rank: 3

Concept C: High Point Station, rank: 1

5. Please provide detailed feedback on why you ranked the locations as you did and provide any other ideas or feedback you wish to help the process moving forward: \_\_\_\_\_

*We really believe a higher location is critical for safety in earthquake/tsunami situations. Also believe the current location could be usefully re-purposed commercially, potentially providing income to the city.*

6. Regarding funding, are you supportive of a bond? YES  NO

7. Regarding funding, would you like to see private donations\* to help cover costs?

YES  NO

*No opinion*

\*If Yes, please provide name and contact information for anyone who may be interested, and the City will reach out.

**Thank you for your feedback! Your opinion is very important to this process.**

**Disclaimer:** The results of this feedback form are for informational purposes only and do not constitute a vote of any kind. This feedback information will be provided to the city council and will result in a summary report available to the public. The city council may then choose to vote on putting a new station on a future ballot for a public vote of citizens, seek more information, or do nothing.

*MA 4/22*

1. Are you a registered voter of Gearhart? YES  NO
2. Are you own property in Gearhart? YES  NO
3. Are you in support of a new Emergency Response & Resiliency Station in Gearhart? YES  NO

4. Taking into account emergency preparedness, proximity to respond, cost, and other pertinent info presented, **please rank in order 1-3** (1 being the best location) which concept/location you believe would *best serve* the needs of our community:

Concept A: Gearhart Park Station, rank: 2

Concept B: Pacific Way Station (current location), rank: 3

Concept C: High Point Station, rank: 1

5. Please provide detailed feedback on why you ranked the locations as you did and provide any other ideas or feedback you wish to help the process moving forward: \_\_\_\_\_

*We really believe a higher location is critical for safety in earthquake/tsunami situations. Also believe the current location could be usefully re-purposed commercially, potentially providing income to the city.*

6. Regarding funding, are you supportive of a bond? YES  NO

7. Regarding funding, would you like to see private donations\* to help cover costs?

YES  NO

*No opinion*

\*If Yes, please provide name and contact information for anyone who may be interested, and the City will reach out.

**Thank you for your feedback! Your opinion is very important to this process.**

**Disclaimer:** The results of this feedback form are for informational purposes only and do not constitute a vote of any kind. This feedback information will be provided to the city council and will result in a summary report available to the public. The city council may then choose to vote on putting a new station on a future ballot for a public vote of citizens, seek more information, or do nothing.

*WAF  
4/22  
NO*

1. Are you a registered voter of Gearhart? YES  NO
2. Are you own property in Gearhart? YES  NO
3. Are you in support of a new Emergency Response & Resiliency Station in Gearhart? YES  NO
4. Taking into account emergency preparedness, proximity to respond, cost, and other pertinent info presented, **please rank in order 1-3** (1 being the best location) which concept/location you believe would *best serve* the needs of our community:

Concept A: Gearhart Park Station, rank: 2

Concept B: Pacific Way Station (current location), rank: 3

Concept C: High Point Station, rank: 1

5. Please provide detailed feedback on why you ranked the locations as you did and provide any other ideas or feedback you wish to help the process moving forward: \_\_\_\_\_

*We really believe a higher location is critical for safety in earthquake/tsunami situations. Also believe the current location could be usefully re-purposed commercially, potentially providing income to the city.*

6. Regarding funding, are you supportive of a bond? YES  NO

7. Regarding funding, would you like to see private donations\* to help cover costs?

YES  NO

*No opinion*

\*If Yes, please provide name and contact information for anyone who may be interested, and the City will reach out.

**Thank you for your feedback! Your opinion is very important to this process.**

**Disclaimer:** The results of this feedback form are for informational purposes only and do not constitute a vote of any kind. This feedback information will be provided to the city council and will result in a summary report available to the public. The city council may then choose to vote on putting a new station on a future ballot for a public vote of citizens, seek more information, or do nothing.

*MAF  
4/22  
NO*

1. Are you a registered voter of Gearhart? YES  NO
2. Are you own property in Gearhart? YES  NO
3. Are you in support of a new Emergency Response & Resiliency Station in Gearhart?  
YES  NO

4. Taking into account emergency preparedness, proximity to respond, cost, and other pertinent info presented, **please rank in order 1-3** (1 being the best location) which concept/location you believe would *best serve* the needs of our community:

Concept A: Gearhart Park Station, rank: 2

Concept B: Pacific Way Station (current location), rank: 1

Concept C: High Point Station, rank: 3

5. Please provide detailed feedback on why you ranked the locations as you did and provide any other ideas or feedback you wish to help the process moving forward: \_\_\_\_\_
- \_\_\_\_\_
- \_\_\_\_\_

6. Regarding funding, are you supportive of a bond? YES  NO

7. Regarding funding, would you like to see private donations\* to help cover costs?  
YES  NO

*\*If Yes, please provide name and contact information for anyone who may be interested, and the City will reach out.*

\_\_\_\_\_

**Thank you for your feedback! Your opinion is very important to this process.**

**Disclaimer:** The results of this feedback form are for informational purposes only and do not constitute a vote of any kind. This feedback information will be provided to the city council and will result in a summary report available to the public. The city council may then choose to vote on putting a new station on a future ballot for a public vote of citizens, seek more information, or do nothing.

WLF  
4/9/14



1. Are you a registered voter of Gearhart? YES  NO
2. Do you own property in Gearhart?  YES NO
3. Are you in support of a new Emergency Response & Resiliency Building in Gearhart?  
 YES NO

4. Taking into account emergency preparedness, proximity to respond, cost, and other pertinent info presented, **please rank in order 1-3** (1 being the best location) which concept/location you believe would *best serve* the needs of our community:

Location A: Gearhart Park Station, rank: 2

Location B: Pacific Way Station (current location), rank: 3

Location C: High Point Station, rank: 1

5. Please provide detailed feedback on why you ranked the locations as you did and provide any other ideas or feedback you wish to help the process moving forward: \_\_\_\_\_

6. In regard to funding, are you supportive of a bond? YES  NO
7. In regard to funding, would you like to see private donations\* to help cover costs?

YES

NO

*\*If Yes, please provide name and contact information for anyone who may be interested, and the City will reach out.*

**Thank you for your feedback! Your opinion is very important to this process.**

**Disclaimer:** The results of this feedback form are for informational purposes only and do not constitute a vote of any kind. This feedback information will be provided to the city council and will result in a summary report available to the public. The city council may then choose to vote on putting a new station on a future ballot for a public vote of citizens, seek more information, or do nothing.

WFO  
4/29

1. Are you a registered voter of Gearhart? YES  NO
2. Are you own property in Gearhart?  YES NO
3. Are you in support of a new Emergency Response & Resiliency Station in Gearhart?  
 YES NO *if needed*
4. Taking into account emergency preparedness, proximity to respond, cost, and other pertinent info presented, **please rank in order 1-3** (1 being the best location) which concept/location you believe would *best serve* the needs of our community:

Concept A: Gearhart Park Station, rank: \_\_\_\_\_

Concept B: Pacific Way Station (current location), rank: 1

Concept C: High Point Station, rank: \_\_\_\_\_

5. Please provide detailed feedback on why you ranked the locations as you did and provide any other ideas or feedback you wish to help the process moving forward: present location is central for the city and for firemen to get to.

6. Regarding funding, are you supportive of a bond?  YES NO

7. Regarding funding, would you like to see private donations\* to help cover costs?

YES NO

*\*If Yes, please provide name and contact information for anyone who may be interested, and the City will reach out.*

**Thank you for your feedback! Your opinion is very important to this process.**

**Disclaimer:** The results of this feedback form are for informational purposes only and do not constitute a vote of any kind. This feedback information will be provided to the city council and will result in a summary report available to the public. The city council may then choose to vote on putting a new station on a future ballot for a public vote of citizens, seek more information, or do nothing.

WF (4)  
4/26

1. Are you a registered voter of Gearhart? YES  NO
2. Are you own property in Gearhart?  YES  NO
3. Are you in support of a new Emergency Response & Resiliency Station in Gearhart?  
 YES  NO

4. Taking into account emergency preparedness, proximity to respond, cost, and other pertinent info presented, **please rank in order 1-3** (1 being the best location) which concept/location you believe would *best serve* the needs of our community:

SAVE  
OUR  
PARK

Concept A: Gearhart Park Station, rank: NO NO NO !!

Concept B: Pacific Way Station (current location), rank: 1

Concept C: High Point Station, rank: 2

IT WAS A  
DONATED  
PARK!  
        
NOT TO BE  
RAVAGED by  
        
BUILDING  
ON IT!

5. Please provide detailed feedback on why you ranked the locations as you did and provide any other ideas or feedback you wish to help the process moving forward: \_\_\_\_\_

LEAST EXPENSIVE  
GREAT LOCATION

6. Regarding funding, are you supportive of a bond?  YES  NO

7. Regarding funding, would you like to see private donations\* to help cover costs?  
 YES  NO

\*If Yes, please provide name and contact information for anyone who may be interested, and the City will reach out.

**Thank you for your feedback! Your opinion is very important to this process.**  
**Disclaimer:** The results of this feedback form are for informational purposes only and do not constitute a vote of any kind. This feedback information will be provided to the city council and will result in a summary report available to the public. The city council may then choose to vote on putting a new station on a future ballot for a public vote of citizens, seek more information, or do nothing.

WJ AD  
4/25

1. Are you a registered voter of Gearhart? YES  NO
2. Are you own property in Gearhart?  YES NO
3. Are you in support of a new Emergency Response & Resiliency Station in Gearhart?  
 YES NO *if needed*
4. Taking into account emergency preparedness, proximity to respond, cost, and other pertinent info presented, **please rank in order 1-3** (1 being the best location) which concept/location you believe would *best serve* the needs of our community:

Concept A: Gearhart Park Station, rank: \_\_\_\_\_

Concept B: Pacific Way Station (current location), rank: 1

Concept C: High Point Station, rank: \_\_\_\_\_

5. Please provide detailed feedback on why you ranked the locations as you did and provide any other ideas or feedback you wish to help the process moving forward: present location is central for the city and for firemen to get to.

6. Regarding funding, are you supportive of a bond?  YES NO

7. Regarding funding, would you like to see private donations\* to help cover costs?

YES NO

*\*If Yes, please provide name and contact information for anyone who may be interested, and the City will reach out.*

**Thank you for your feedback! Your opinion is very important to this process.**

**Disclaimer:** The results of this feedback form are for informational purposes only and do not constitute a vote of any kind. This feedback information will be provided to the city council and will result in a summary report available to the public. The city council may then choose to vote on putting a new station on a future ballot for a public vote of citizens, seek more information, or do nothing.

WF  
4/26

1. Are you a registered voter of Gearhart? YES  NO
2. Are you own property in Gearhart?  YES  NO
3. Are you in support of a new Emergency Response & Resiliency Station in Gearhart?  
 YES  NO

4. Taking into account emergency preparedness, proximity to respond, cost, and other pertinent info presented, **please rank in order 1-3** (1 being the best location) which concept/location you believe would *best serve* the needs of our community:

Concept A: Gearhart Park Station, rank: NO NO NO !!

Concept B: Pacific Way Station (current location), rank: 1

Concept C: High Point Station, rank: 2

5. Please provide detailed feedback on why you ranked the locations as you did and provide any other ideas or feedback you wish to help the process moving forward: \_\_\_\_\_

LEAST EXPENSIVE  
GREAT LOCATION

IT WAS A  
 DONATED  
 PARK!  
 NOT TO BE  
 RAUAGED by  
 BUILDING  
 ON IT!

6. Regarding funding, are you supportive of a bond?  YES  NO

7. Regarding funding, would you like to see private donations\* to help cover costs?  
 YES  NO

\*If Yes, please provide name and contact information for anyone who may be interested, and the City will reach out.

**Thank you for your feedback! Your opinion is very important to this process.**

**Disclaimer:** The results of this feedback form are for informational purposes only and do not constitute a vote of any kind. This feedback information will be provided to the city council and will result in a summary report available to the public. The city council may then choose to vote on putting a new station on a future ballot for a public vote of citizens, seek more information, or do nothing.

SAVE  
 OUR  
 PARK

WF AD  
 4/25

1. Are you a registered voter of Gearhart? YES  NO
2. Are you own property in Gearhart?  YES  NO
3. Are you in support of a new Emergency Response & Resiliency Station in Gearhart?  
 YES  NO
4. Taking into account emergency preparedness, proximity to respond, cost, and other pertinent info presented, **please rank in order 1-3** (1 being the best location) which concept/location you believe would *best serve* the needs of our community:

Concept A: Gearhart Park Station, rank: 1

Concept B: Pacific Way Station (current location), rank: 3

Concept C: High Point Station, rank: 2

5. Please provide detailed feedback on why you ranked the locations as you did and provide any other ideas or feedback you wish to help the process moving forward: \_\_\_\_\_

MORE SPACE FOR ONE-LEVEL FACILITY - CENTRAL  
LOCATION - LESS COSTLY - NO "DOWN TIME" FOR  
FIRE DEPT.

6. Regarding funding, are you supportive of a bond?  YES  NO

7. Regarding funding, would you like to see private donations\* to help cover costs?  
 YES  NO

\*If Yes, please provide name and contact information for anyone who may be interested, and the City will reach out.

\_\_\_\_\_

**Thank you for your feedback! Your opinion is very important to this process.**

**Disclaimer:** The results of this feedback form are for informational purposes only and do not constitute a vote of any kind. This feedback information will be provided to the city council and will result in a summary report available to the public. The city council may then choose to vote on putting a new station on a future ballot for a public vote of citizens, seek more information, or do nothing.

WF  
 (R)  
 3/8

1. Are you a registered voter of Gearhart? YES  NO
2. Do you own property in Gearhart? YES  NO
3. Are you in support of a new Emergency Response & Resiliency Building in Gearhart?  
 YES  NO  YES if built at High Point  
 NO if built at Gearhart Park
4. Taking into account emergency preparedness, proximity to respond, cost, and other pertinent info presented, **please rank in order 1-3** (1 being the best location) which concept/location you believe would *best serve* the needs of our community:

Location A: Gearhart Park Station, rank: 3

Location B: Pacific Way Station (current location), rank: 2

Location C: High Point Station, rank: 1

5. Please provide detailed feedback on why you ranked the locations as you did and provide any other ideas or feedback you wish to help the process moving forward: The park is an important part of Gearhart and the city's charm and should not be used for a fire station. I will do whatever I can to defeat a bond if the park is selected, including filing legal action to enforce the park dedication which is a legal servitude that benefits homeowners
6. In regard to funding, are you supportive of a bond? YES  NO  NO - if park is selected. YES - if High Point is selected
7. In regard to funding, would you like to see private donations\* to help cover costs?

YES  NO  \*If Yes, please provide name and contact information for anyone who may be interested, and the City will reach out.  
I would be willing to consider a private donation, if park is NOT selected.

**Thank you for your feedback! Your opinion is very important to this process.**

**Disclaimer:** The results of this feedback form are for informational purposes only and do not constitute a vote of any kind. This feedback information will be provided to the city council and will result in a summary report available to the public. The city council may then choose to vote on putting a new station on a future ballot for a public vote of citizens, seek more information, or do nothing.

WF (R)  
3/3

1. Are you a registered voter of Gearhart? YES  NO

2. Do you own property in Gearhart? YES  NO

3. Are you in support of a new Emergency Response & Resiliency Building in Gearhart?  
YES  NO

4. Taking into account emergency preparedness, proximity to respond, cost, and other pertinent info presented, **please rank in order 1-3** (1 being the best location) which concept/location you believe would *best serve* the needs of our community:

Location A: Gearhart Park Station, rank: 2

Location B: Pacific Way Station (current location), rank: 3

Location C: High Point Station, rank: 1

5. Please provide detailed feedback on why you ranked the locations as you did and provide any other ideas or feedback you wish to help the process moving forward: CURRENT LOCATION WILL BE INUNDATED, HIGH POINT HAS THE BEST ODDS OF BEING ABLE TO SERVE THE COMMUNITY, HIGH POINTS KEEPS DENSITY IN ONE AREA WITHOUT INTRUDING ON THE PARK

6. In regard to funding, are you supportive of a bond? YES  NO

7. In regard to funding, would you like to see private donations\* to help cover costs?

YES  NO

\*If Yes, please provide name and contact information for anyone who may be interested, and the City will reach out.

WOULD REQUIRE FUNDRAISING EFFORTS / CAMPAIGN

**Thank you for your feedback! Your opinion is very important to this process.**

**Disclaimer:** The results of this feedback form are for informational purposes only and do not constitute a vote of any kind. This feedback information will be provided to the city council and will result in a summary report available to the public. The city council may then choose to vote on putting a new station on a future ballot for a public vote of citizens, seek more information, or do nothing.

WF (RP) 3/12



1. Are you a registered voter of Gearhart?      YES       NO
2. Do you own property in Gearhart?       YES      NO
3. Are you in support of a new Emergency Response & Resiliency Building in Gearhart?  
 YES      NO
4. Taking into account emergency preparedness, proximity to respond, cost, and other pertinent info presented, **please rank in order 1-3** (1 being the best location) which concept/location you believe would *best serve* the needs of our community:

Location A: Gearhart Park Station, rank:   2  

Location B: Pacific Way Station (current location), rank:   3  

Location C: High Point Station, rank:   1  

5. Please provide detailed feedback on why you ranked the locations as you did and provide any other ideas or feedback you wish to help the process moving forward: \_\_\_\_\_

Location C is highest point. current station may be  
underwater. I DON'T LIKE location A because  
I think it should be used as a park only

6. In regard to funding, are you supportive of a bond?       YES      NO
7. In regard to funding, would you like to see private donations\* to help cover costs?

YES

NO      \*If Yes, please provide name and contact information for anyone who may be interested, and the City will reach out.

I'm not volunteering to give right now

**Thank you for your feedback! Your opinion is very important to this process.**

**Disclaimer:** The results of this feedback form are for informational purposes only and do not constitute a vote of any kind. This feedback information will be provided to the city council and will result in a summary report available to the public. The city council may then choose to vote on putting a new station on a future ballot for a public vote of citizens, seek more information, or do nothing.

WF  
3/12

1. Are you a registered voter of Gearhart? YES  NO
2. Are you own property in Gearhart? YES  NO
3. Are you in support of a new Emergency Response & Resiliency Station in Gearhart?  
 YES  NO

4. Taking into account emergency preparedness, proximity to respond, cost, and other pertinent info presented, **please rank in order 1-3** (1 being the best location) which concept/location you believe would *best serve* the needs of our community:

Concept A: Gearhart Park Station, rank: NO

Concept B: Pacific Way Station (current location), rank: 1

Concept C: High Point Station, rank: 2

5. Please provide detailed feedback on why you ranked the locations as you did and provide any other ideas or feedback you wish to help the process moving forward: \_\_\_\_\_

Park is a public space - building a structure there changes ~~with~~ nearby properties -

6. Regarding funding, are you supportive of a bond? YES  NO

7. Regarding funding, would you like to see private donations\* to help cover costs?

YES  NO

\*If Yes, please provide name and contact information for anyone who may be interested, and the City will reach out.

**Thank you for your feedback! Your opinion is very important to this process.**

**Disclaimer:** The results of this feedback form are for informational purposes only and do not constitute a vote of any kind. This feedback information will be provided to the city council and will result in a summary report available to the public. The city council may then choose to vote on putting a new station on a future ballot for a public vote of citizens, seek more information, or do nothing.

WF   
3/12

1. Are you a registered voter of Gearhart? YES (NO)
2. Are you own property in Gearhart? YES NO
3. Are you in support of a new Emergency Response & Resiliency Station in Gearhart?  
 YES NO \ uncertain
4. Taking into account emergency preparedness, proximity to respond, cost, and other pertinent info presented, **please rank in order 1-3** (1 being the best location) which concept/location you believe would *best serve* the needs of our community:

Concept A: Gearhart Park Station, rank: 3

Concept B: Pacific Way Station (current location), rank: 1

Concept C: High Point Station, rank: 2

5. Please provide detailed feedback on why you ranked the locations as you did and provide any other ideas or feedback you wish to help the process moving forward: \_\_\_\_\_

We are totally opposed to moving the fire station to the park. The park is an asset to our town we would be so sorry to lose. Please keep our park!

6. Regarding funding, are you supportive of a bond? YES NO \ uncertain

7. Regarding funding, would you like to see private donations\* to help cover costs?

YES

NO

\*If Yes, please provide name and contact information for anyone who may be interested, and the City will reach out.

**Thank you for your feedback! Your opinion is very important to this process.**

**Disclaimer:** The results of this feedback form are for informational purposes only and do not constitute a vote of any kind. This feedback information will be provided to the city council and will result in a summary report available to the public. The city council may then choose to vote on putting a new station on a future ballot for a public vote of citizens, seek more information, or do nothing.

WF (1/2)  
3/12

1. Are you a registered voter of Gearhart? YES  NO
2. Do you own property in Gearhart?  YES NO
3. Are you in support of a new Emergency Response & Resiliency Building in Gearhart?  
 YES NO

4. Taking into account emergency preparedness, proximity to respond, cost, and other pertinent info presented, **please rank in order 1-3** (1 being the best location) which concept/location you believe would *best serve* the needs of our community:

Location A: Gearhart Park Station, rank: 2

Location B: Pacific Way Station (current location), rank: 3

Location C: High Point Station, rank: 1

5. Please provide detailed feedback on why you ranked the locations as you did and provide any other ideas or feedback you wish to help the process moving forward:

# 3 seems the most safe from  
~~the~~ disaster.

6. In regard to funding, are you supportive of a bond?  YES NO

7. In regard to funding, would you like to see private donations\* to help cover costs?

YES

NO

\*If Yes, please provide name and contact information for anyone who may be interested, and the City will reach out.

**Thank you for your feedback! Your opinion is very important to this process.**

**Disclaimer:** The results of this feedback form are for informational purposes only and do not constitute a vote of any kind. This feedback information will be provided to the city council and will result in a summary report available to the public. The city council may then choose to vote on putting a new station on a future ballot for a public vote of citizens, seek more information, or do nothing.

WF  KR  
 4/24

1. Are you a registered voter of Gearhart?  YES  NO n/a per cnty
2. Are you own property in Gearhart?  YES  NO
3. Are you in support of a new Emergency Response & Resiliency Station in Gearhart?  
 YES  NO

4. Taking into account emergency preparedness, proximity to respond, cost, and other pertinent info presented, **please rank in order 1-3** (1 being the best location) which concept/location you believe would *best serve* the needs of our community:

Concept A: Gearhart Park Station, rank: 3

Concept B: Pacific Way Station (current location), rank: 1

Concept C: High Point Station, rank: 2

5. Please provide detailed feedback on why you ranked the locations as you did and provide any other ideas or feedback you wish to help the process moving forward: According to the facts you provided the High Point makes the most sense, but it is nice to have the dept in downtown. Least favorite idea (option) is the park - would like to see it kept as is.

6. Regarding funding, are you supportive of a bond?  YES  NO
7. Regarding funding, would you like to see private donations\* to help cover costs?  
 YES  NO

\*If Yes, please provide name and contact information for anyone who may be interested, and the City will reach out.

**Thank you for your feedback! Your opinion is very important to this process.**

**Disclaimer:** The results of this feedback form are for informational purposes only and do not constitute a vote of any kind. This feedback information will be provided to the city council and will result in a summary report available to the public. The city council may then choose to vote on putting a new station on a future ballot for a public vote of citizens, seek more information, or do nothing.

Thanks -  
 NF (14)  
 4/22

1. Are you a registered voter of Gearhart? YES NO
2. Are you own property in Gearhart? YES NO
3. Are you in support of a new Emergency Response & Resiliency Station in Gearhart?  
YES NO
4. Taking into account emergency preparedness, proximity to respond, cost, and other pertinent info presented, **please rank in order 1-3** (1 being the best location) which concept/location you believe would *best serve* the needs of our community:

Concept A: Gearhart Park Station, rank: \_\_\_\_\_

Concept B: Pacific Way Station (current location), rank: 1, 2, 3

Concept C: High Point Station, rank: \_\_\_\_\_

5. Please provide detailed feedback on why you ranked the locations as you did and provide any other ideas or feedback you wish to help the process moving forward:

*There are 3 fire dept within 10 miles of each other. We want to keep the PARK! Taking this park that was donated is wrong!*

6. Regarding funding, are you supportive of a bond? YES NO
7. Regarding funding, would you like to see private donations\* to help cover costs?  
YES NO

\*If Yes, please provide name and contact information for anyone who may be interested, and the City will reach out.

**Thank you for your feedback! Your opinion is very important to this process.**

**Disclaimer:** The results of this feedback form are for informational purposes only and do not constitute a vote of any kind. This feedback information will be provided to the city council and will result in a summary report available to the public. The city council may then choose to vote on putting a new station on a future ballot for a public vote of citizens, seek more information, or do nothing.

WLF  
4/18

- 1. Are you a registered voter of Gearhart? YES  NO
- 2. Do you own property in Gearhart?  YES NO
- 3. Are you in support of a new Emergency Response & Resiliency Building in Gearhart?  
 YES NO

4. Taking into account emergency preparedness, proximity to respond, cost, and other pertinent info presented, **please rank in order 1-3** (1 being the best location) which concept/location you believe would *best serve* the needs of our community:

Location A: Gearhart Park Station, rank: 2  
 Location B: Pacific Way Station (current location), rank: 3  
 Location C: High Point Station, rank: 1

5. Please provide detailed feedback on why you ranked the locations as you did and provide any other ideas or feedback you wish to help the process moving forward: \_\_\_\_\_

*#1 Most protected from flooding - makes most practical sense if #2 chosen, make sure plenty of park still available to citizens hoping that architect. of new building is "Gearhart"-like -*

- 6. In regard to funding, are you supportive of a bond?  YES NO *no modern or other inappropriate design please*
- 7. In regard to funding, would you like to see private donations\* to help cover costs?  
 YES NO *\*If Yes, please provide name and contact information for anyone who may be interested, and the City will reach out.*

**Thank you for your feedback! Your opinion is very important to this process.**  
**Disclaimer:** The results of this feedback form are for informational purposes only and do not constitute a vote of any kind. This feedback information will be provided to the city council and will result in a summary report available to the public. The city council may then choose to vote on putting a new station on a future ballot for a public vote of citizens, seek more information, or do nothing.

*WR  
4/8  
(18)*

1. Are you a registered voter of Gearhart? YES  NO
2. Do you own property in Gearhart? YES  NO
3. Are you in support of a new Emergency Response & Resiliency Building in Gearhart?  
YES  NO
4. Taking into account emergency preparedness, proximity to respond, cost, and other pertinent info presented, **please rank in order 1-3** (1 being the best location) which concept/location you believe would *best serve* the needs of our community:

Location A: Gearhart Park Station, rank: 3

Location B: Pacific Way Station (current location), rank: 1

Location C: High Point Station, rank: 2

5. Please provide detailed feedback on why you ranked the locations as you did and provide any other ideas or feedback you wish to help the process moving forward: We like the play field for kids and adults and pets close to the ocean at the end of Pacific Way. Have to go through center of town if located at # A. Current location is easy to go North or South on Highway 1.
6. In regard to funding, are you supportive of a bond? YES  NO
7. In regard to funding, would you like to see private donations\* to help cover costs?

YES

NO

\*If Yes, please provide name and contact information for anyone who may be interested, and the City will reach out.

**Thank you for your feedback! Your opinion is very important to this process.**

**Disclaimer:** The results of this feedback form are for informational purposes only and do not constitute a vote of any kind. This feedback information will be provided to the city council and will result in a summary report available to the public. The city council may then choose to vote on putting a new station on a future ballot for a public vote of citizens, seek more information, or do nothing.

WF 4/15  
(K)



1. Are you a registered voter of Gearhart? YES  NO
2. Do you own property in Gearhart? YES  NO
3. Are you in support of a new Emergency Response & Resiliency Building in Gearhart?  
 YES  NO

4. Taking into account emergency preparedness, proximity to respond, cost, and other pertinent info presented, **please rank in order 1-3** (1 being the best location) which concept/location you believe would *best serve* the needs of our community:

Location A: Gearhart Park Station, rank: ~~3~~ - never -

Location B: Pacific Way Station (current location), rank: 1

Location C: High Point Station, rank: 2

5. Please provide detailed feedback on why you ranked the locations as you did and provide any other ideas or feedback you wish to help the process moving forward: \_\_\_\_\_

We want the park!

6. In regard to funding, are you supportive of a bond? YES  NO
7. In regard to funding, would you like to see private donations\* to help cover costs?

YES

NO

\*If Yes, please provide name and contact information for anyone who may be interested, and the City will reach out.

**Thank you for your feedback! Your opinion is very important to this process.**

**Disclaimer:** The results of this feedback form are for informational purposes only and do not constitute a vote of any kind. This feedback information will be provided to the city council and will result in a summary report available to the public. The city council may then choose to vote on putting a new station on a future ballot for a public vote of citizens, seek more information, or do nothing.

WJ  
  
 4/22

1. Are you a registered voter of Gearhart? YES NO
2. Do you own property in Gearhart? YES NO
3. Are you in support of a new Emergency Response & Resiliency Building in Gearhart? YES NO

4. Taking into account emergency preparedness, proximity to respond, cost, and other pertinent info presented, **please rank in order 1-3** (1 being the best location) which concept/location you believe would *best serve* the needs of our community:

Location A: Gearhart Park Station, rank: 3

Location B: Pacific Way Station (current location), rank: 1

Location C: High Point Station, rank: 2

5. Please provide detailed feedback on why you ranked the locations as you did and provide any other ideas or feedback you wish to help the process moving forward:

**#1 COST! - AND QUESTABLE - THOUGHTS THAT THE CURRENT LOCATION ~~ARE~~ IS A BAD CHOICE. MAYBE NOT. - #2 COSTS WILL BE VERY HEAVY! AND #3 DISTRACTS FROM COMMUNITY LIFE!**

6. In regard to funding, are you supportive of a bond? YES NO
7. In regard to funding, would you like to see private donations\* to help cover costs? YES NO
- \*If Yes, please provide name and contact information for anyone who may be interested, and the City will reach out.*

**Thank you for your feedback! Your opinion is very important to this process.**

**Disclaimer:** The results of this feedback form are for informational purposes only and do not constitute a vote of any kind. This feedback information will be provided to the city council and will result in a summary report available to the public. The city council may then choose to vote on putting a new station on a future ballot for a public vote of citizens, seek more information, or do nothing.

*WJ*  
*1/1/14*

EMAIL: \_\_\_\_\_ BEST PHONE# \_\_\_\_\_

1. Are you a registered voter of Gearhart? YES  NO
2. Are you own property in Gearhart?  YES NO
3. Are you in support of a new Emergency Response & Resiliency Station in Gearhart?  
YES NO
4. Taking into account emergency preparedness, proximity to respond, cost, and other pertinent info presented, **please rank in order 1-3** (1 being the best location) which concept/location you believe would *best serve* the needs of our community:

Concept A: Gearhart Park Station, rank: 3

Concept B: Pacific Way Station (current location), rank: 1

Concept C: High Point Station, rank: 2

5. Please provide detailed feedback on why you ranked the locations as you did and provide any other ideas or feedback you wish to help the process moving forward: \_\_\_\_\_

Don't take away the park with an ocean view  
that is elevated. Pacific way is still more  
centralized for volunteer response

6. Regarding funding, are you supportive of a bond?  YES NO

7. Regarding funding, would you like to see private donations\* to help cover costs?

YES

NO

\*If Yes, please provide name and contact information for anyone who may be interested, and the City will reach out.

**Thank you for your feedback! Your opinion is very important to this process.**

**Disclaimer:** The results of this feedback form are for informational purposes only and do not constitute a vote of any kind. This feedback information will be provided to the city council and will result in a summary report available to the public. The city council may then choose to vote on putting a new station on a future ballot for a public vote of citizens, seek more information, or do nothing.

WF 4/2

- 1. Are you a registered voter of Gearhart? YES  NO
- 2. Do you own property in Gearhart?  YES NO
- 3. Are you in support of a new Emergency Response & Resiliency Building in Gearhart?  
 YES NO
- 4. Taking into account emergency preparedness, proximity to respond, cost, and other pertinent info presented, **please rank in order 1-3** (1 being the best location) which concept/location you believe would *best serve* the needs of our community:

Location A: Gearhart Park Station, rank: 3

Location B: Pacific Way Station (current location), rank: 2

Location C: High Point Station, rank: 1

- 5. Please provide detailed feedback on why you ranked the locations as you did and provide any other ideas or feedback you wish to help the process moving forward: \_\_\_\_\_

Highest Point!

- 6. In regard to funding, are you supportive of a bond?  YES NO
- 7. In regard to funding, would you like to see private donations\* to help cover costs?

YES

NO

\*If Yes, please provide name and contact information for anyone who may be interested, and the City will reach out.

**Thank you for your feedback! Your opinion is very important to this process.**

**Disclaimer:** The results of this feedback form are for informational purposes only and do not constitute a vote of any kind. This feedback information will be provided to the city council and will result in a summary report available to the public. The city council may then choose to vote on putting a new station on a future ballot for a public vote of citizens, seek more information, or do nothing.

WF  
4/26

1. Are you a registered voter of Gearhart? YES NO
2. Do you own property in Gearhart? YES NO
3. Are you in support of a new Emergency Response & Resiliency Building in Gearhart? YES NO

4. Taking into account emergency preparedness, proximity to respond, cost, and other pertinent info presented, **please rank in order 1-3** (1 being the best location) which concept/location you believe would *best serve* the needs of our community:

Location A: Gearhart Park Station, rank: 2

Location B: Pacific Way Station (current location), rank: 3

Location C: High Point Station, rank: 1

5. Please provide detailed feedback on why you ranked the locations as you did and provide any other ideas or feedback you wish to help the process moving forward: \_\_\_\_\_

6. In regard to funding, are you supportive of a bond? YES NO

7. In regard to funding, would you like to see private donations\* to help cover costs?

YES

NO

\*If Yes, please provide name and contact information for anyone who may be interested, and the City will reach out.

**Thank you for your feedback! Your opinion is very important to this process.**

**Disclaimer:** The results of this feedback form are for informational purposes only and do not constitute a vote of any kind. This feedback information will be provided to the city council and will result in a summary report available to the public. The city council may then choose to vote on putting a new station on a future ballot for a public vote of citizens, seek more information, or do nothing.

WF 4/21

- 1. Are you a registered voter of Gearhart? YES  NO
- 2. Are you own property in Gearhart? YES  NO
- 3. Are you in support of a new Emergency Response & Resiliency Station in Gearhart?  
YES  NO
- 4. Taking into account emergency preparedness, proximity to respond, cost, and other pertinent info presented, **please rank in order 1-3** (1 being the best location) which concept/location you believe would *best serve* the needs of our community:

Concept A: Gearhart Park Station, rank: 2

Concept B: Pacific Way Station (current location), rank: 1

Concept C: High Point Station, rank: 3

- 5. Please provide detailed feedback on why you ranked the locations as you did and provide any other ideas or feedback you wish to help the process moving forward: \_\_\_\_\_

I Do not believe that any Tsunami will reach the location of the present fire station. Taxes are already too high - keep our costs down!

- 6. Regarding funding, are you supportive of a bond? YES  NO

- 7. Regarding funding, would you like to see private donations\* to help cover costs?  
YES  NO

\*If Yes, please provide name and contact information for anyone who may be interested, and the City will reach out.

[Signature]

**Thank you for your feedback! Your opinion is very important to this process.**

**Disclaimer:** The results of this feedback form are for informational purposes only and do not constitute a vote of any kind. This feedback information will be provided to the city council and will result in a summary report available to the public. The city council may then choose to vote on putting a new station on a future ballot for a public vote of citizens, seek more information, or do nothing.

WFK

1. Are you a registered voter of Gearhart?    YES     NO
2. Are you own property in Gearhart?     YES    NO
3. Are you in support of a new Emergency Response & Resiliency Station in Gearhart?  
YES     NO
4. Taking into account emergency preparedness, proximity to respond, cost, and other pertinent info presented, **please rank in order 1-3** (1 being the best location) which concept/location you believe would *best serve* the needs of our community:

Concept A: Gearhart Park Station, rank: \_\_\_\_\_

Concept B: Pacific Way Station (current location), rank:   X  

Concept C: High Point Station, rank: \_\_\_\_\_

5. Please provide detailed feedback on why you ranked the locations as you did and provide any other ideas or feedback you wish to help the process moving forward: \_\_\_\_\_  
\_\_\_\_\_  
\_\_\_\_\_

6. Regarding funding, are you supportive of a bond?    YES     NO
7. Regarding funding, would you like to see private donations\* to help cover costs?  
YES     NO

*\*If Yes, please provide name and contact information for anyone who may be interested, and the City will reach out.*

**Thank you for your feedback! Your opinion is very important to this process.**  
**Disclaimer:** The results of this feedback form are for informational purposes only and do not constitute a vote of any kind. This feedback information will be provided to the city council and will result in a summary report available to the public. The city council may then choose to vote on putting a new station on a future ballot for a public vote of citizens, seek more information, or do nothing.

WF  
4/15

1. Are you a registered voter of Gearhart? YES  NO
2. Are you own property in Gearhart? YES  NO
3. Are you in support of a new Emergency Response & Resiliency Station in Gearhart? YES  NO
4. Taking into account emergency preparedness, proximity to respond, cost, and other pertinent info presented, **please rank in order 1-3** (1 being the best location) which concept/location you believe would *best serve* the needs of our community:

Concept A: Gearhart Park Station, rank: 2

Concept B: Pacific Way Station (current location), rank: 3

Concept C: High Point Station, rank: 1

5. Please provide detailed feedback on why you ranked the locations as you did and provide any other ideas or feedback you wish to help the process moving forward: \_\_\_\_\_

\_\_\_\_\_

\_\_\_\_\_

6. Regarding funding, are you supportive of a bond? YES  NO
7. Regarding funding, would you like to see private donations\* to help cover costs?  
 YES  NO  \*If Yes, please provide name and contact information for anyone who may be interested, and the City will reach out.
- \_\_\_\_\_

**Thank you for your feedback! Your opinion is very important to this process.**

**Disclaimer:** The results of this feedback form are for informational purposes only and do not constitute a vote of any kind. This feedback information will be provided to the city council and will result in a summary report available to the public. The city council may then choose to vote on putting a new station on a future ballot for a public vote of citizens, seek more information, or do nothing.

NF 10  
2/25



1. Are you a registered voter of Gearhart? YES  NO
2. Are you own property in Gearhart?  YES NO
3. Are you in support of a new Emergency Response & Resiliency Station in Gearhart?  
 YES NO
4. Taking into account emergency preparedness, proximity to respond, cost, and other pertinent info presented, **please rank in order 1-3** (1 being the best location) which concept/location you believe would *best serve* the needs of our community:

Concept A: Gearhart Park Station, rank: 3

Concept B: Pacific Way Station (current location), rank: 2

Concept C: High Point Station, rank: 1

5. Please provide detailed feedback on why you ranked the locations as you did and provide any other ideas or feedback you wish to help the process moving forward: \_\_\_\_\_

The High Point would be the most logical and safe location. We feel Gearhart needs to preserve it's existing open spaces.

6. Regarding funding, are you supportive of a bond?  YES NO

7. Regarding funding, would you like to see private donations\* to help cover costs?

YES

~~NO~~

\*If Yes, please provide name and contact information for anyone who may be interested, and the City will reach out.

**Thank you for your feedback! Your opinion is very important to this process.**

**Disclaimer:** The results of this feedback form are for informational purposes only and do not constitute a vote of any kind. This feedback information will be provided to the city council and will result in a summary report available to the public. The city council may then choose to vote on putting a new station on a future ballot for a public vote of citizens, seek more information, or do nothing.

NP  
 KP  
 H/A

1. Are you a registered voter of Gearhart?      YES       NO
2. Are you own property in Gearhart?       YES      NO
3. Are you in support of a new Emergency Response & Resiliency Station in Gearhart?  
 YES      NO
4. Taking into account emergency preparedness, proximity to respond, cost, and other pertinent info presented, **please rank in order 1-3** (1 being the best location) which concept/location you believe would *best serve* the needs of our community:

Concept A: Gearhart Park Station, rank: 0

Concept B: Pacific Way Station (current location), rank: 2

Concept C: High Point Station, rank: 1

5. Please provide detailed feedback on why you ranked the locations as you did and provide any other ideas or feedback you wish to help the process moving forward: HIGH POINT STATION HAS BEST ELEVATION, IS CLOSE PROXIMITY TO HIGHER CONCENTRATION OF RESIDENTIAL LODGING AND RENTAL UNITS, AND, CLOSE TO ACCESS FROM BEACH SHOULD WARNING COME ON A BUSY TIME OF YEAR LIKE 4TH OF JULY
6. Regarding funding, are you supportive of a bond?       YES      NO
7. Regarding funding, would you like to see private donations\* to help cover costs?  
YES      NO

\*If Yes, please provide name and contact information for anyone who may be interested, and the City will reach out.

**Thank you for your feedback! Your opinion is very important to this process.**

**Disclaimer:** The results of this feedback form are for informational purposes only and do not constitute a vote of any kind. This feedback information will be provided to the city council and will result in a summary report available to the public. The city council may then choose to vote on putting a new station on a future ballot for a public vote of citizens, seek more information, or do nothing.

MF 4/8

- 
1. Are you a registered voter of Gearhart? YES NO
  2. Are you own property in Gearhart? YES NO
  3. Are you in support of a new Emergency Response & Resiliency Station in Gearhart?  
YES NO

4. Taking into account emergency preparedness, proximity to respond, cost, and other pertinent info presented, **please rank in order 1-3** (1 being the best location) which concept/location you believe would *best serve* the needs of our community:

Concept A: Gearhart Park Station, rank: 3

Concept B: Pacific Way Station (current location), rank: 1

Concept C: High Point Station, rank: 2

5. Please provide detailed feedback on why you ranked the locations as you did and provide any other ideas or feedback you wish to help the process moving forward: \_\_\_\_\_

I want to preserve the park

6. Regarding funding, are you supportive of a bond? YES NO
7. Regarding funding, would you like to see private donations\* to help cover costs?  
YES NO

*\*If Yes, please provide name and contact information for anyone who may be interested, and the City will reach out.*

**Thank you for your feedback! Your opinion is very important to this process.**

**Disclaimer:** The results of this feedback form are for informational purposes only and do not constitute a vote of any kind. This feedback information will be provided to the city council and will result in a summary report available to the public. The city council may then choose to vote on putting a new station on a future ballot for a public vote of citizens, seek more information, or do nothing.

WF  
4/8

1. Are you a registered voter of Gearhart? YES  NO
2. <sup>DO</sup> Are you own property in Gearhart?  YES  NO
3. Are you in support of a new Emergency Response & Resiliency Station in Gearhart?  
YES  NO

4. Taking into account emergency preparedness, proximity to respond, cost, and other pertinent info presented, **please rank in order 1-3** (1 being the best location) which concept/location you believe would *best serve* the needs of our community:

Concept A: Gearhart Park Station, rank: 2

Concept B: Pacific Way Station (current location), rank: 2

Concept C: High Point Station, rank: 1

5. Please provide detailed feedback on why you ranked the locations as you did and provide any other ideas or feedback you wish to help the process moving forward:

location needs to be out of flood zone

6. Regarding funding, are you supportive of a bond?  YES  NO

7. Regarding funding, would you like to see private donations\* to help cover costs?  
YES  NO

\*If Yes, please provide name and contact information for anyone who may be interested, and the City will reach out.

**Thank you for your feedback! Your opinion is very important to this process.**

**Disclaimer:** The results of this feedback form are for informational purposes only and do not constitute a vote of any kind. This feedback information will be provided to the city council and will result in a summary report available to the public. The city council may then choose to vote on putting a new station on a future ballot for a public vote of citizens, seek more information, or do nothing.

WF   
4/10

1. Are you a registered voter of Gearhart? YES  NO

2. Do you own property in Gearhart?  YES NO

3. Are you in support of a new Emergency Response & Resiliency Building in Gearhart?  
YES  NO

4. Taking into account emergency preparedness, proximity to respond, cost, and other pertinent info presented, **please rank in order 1-3** (1 being the best location) which concept/location you believe would *best serve* the needs of our community:

~~Location A: Gearhart Park Station, rank:  3~~

~~Location B: Pacific Way Station (current location), rank:  1~~

~~Location C: High Point Station, rank:  2~~

5. Please provide detailed feedback on why you ranked the locations as you did and provide any other ideas or feedback you wish to help the process moving forward: \_\_\_\_\_  
\_\_\_\_\_  
\_\_\_\_\_

6. In regard to funding, are you supportive of a bond? YES  NO

7. In regard to funding, would you like to see private donations\* to help cover costs?

YES

NO

\*If Yes, please provide name and contact information for anyone who may be interested, and the City will reach out.

**Thank you for your feedback! Your opinion is very important to this process.**

**Disclaimer:** The results of this feedback form are for informational purposes only and do not constitute a vote of any kind. This feedback information will be provided to the city council and will result in a summary report available to the public. The city council may then choose to vote on putting a new station on a future ballot for a public vote of citizens, seek more information, or do nothing.

\* stop chgs

DATE: \_\_\_\_\_

- 1. Are you a registered voter of Gearhart?      YES       NO
- 2. Are you own property in Gearhart?       YES      NO
- 3. Are you in support of a new Emergency Response & Resiliency Station in Gearhart?  
YES       NO
- 4. Taking into account emergency preparedness, proximity to respond, cost, and other pertinent info presented, **please rank in order 1-3** (1 being the best location) which concept/location you believe would *best serve* the needs of our community:

Concept A: Gearhart Park Station, rank: Don't even consider it

Concept B: Pacific Way Station (current location), rank: 1

Concept C: High Point Station, rank: 2

- 5. Please provide detailed feedback on why you ranked the locations as you did and provide any other ideas or feedback you wish to help the process moving forward: \_\_\_\_\_  
\_\_\_\_\_  
\_\_\_\_\_

- 6. Regarding funding, are you supportive of a bond?      YES       NO *do project when you have property sued for it*
- 7. Regarding funding, would you like to see private donations\* to help cover costs?  
YES       NO      *\*If Yes, please provide name and contact information for anyone who may be interested, and the City will reach out.*

**Thank you for your feedback! Your opinion is very important to this process.**

**Disclaimer:** The results of this feedback form are for informational purposes only and do not constitute a vote of any kind. This feedback information will be provided to the city council and will result in a summary report available to the public. The city council may then choose to vote on putting a new station on a future ballot for a public vote of citizens, seek more information, or do nothing.

WJ (K)  
3/21

1. Are you a registered voter of Gearhart?      YES       NO
2. Do you own property in Gearhart?       YES      NO
3. Are you in support of a new Emergency Response & Resiliency Building in Gearhart?  
YES       NO
4. Taking into account emergency preparedness, proximity to respond, cost, and other pertinent info presented, **please rank in order 1-3** (1 being the best location) which concept/location you believe would *best serve* the needs of our community:

Location A: Gearhart Park Station, rank: \_\_\_\_\_

Location B: Pacific Way Station (current location), rank:   X  

Location C: High Point Station, rank: \_\_\_\_\_

5. Please provide detailed feedback on why you ranked the locations as you did and provide any other ideas or feedback you wish to help the process moving forward: Best place

6. In regard to funding, are you supportive of a bond?      YES       NO
7. In regard to funding, would you like to see private donations\* to help cover costs?  
YES       NO

*\*If Yes, please provide name and contact information for anyone who may be interested, and the City will reach out.*

**Thank you for your feedback! Your opinion is very important to this process.**

**Disclaimer:** The results of this feedback form are for informational purposes only and do not constitute a vote of any kind. This feedback information will be provided to the city council and will result in a summary report available to the public. The city council may then choose to vote on putting a new station on a future ballot for a public vote of citizens, seek more information, or do nothing.

MW  
3/27  
(K)

v

- 1. Are you a registered voter of Gearhart? YES  NO
- 2. Are you own property in Gearhart?  YES NO
- 3. Are you in support of a new Emergency Response & Resiliency Station in Gearhart?  
 YES NO

4. Taking into account emergency preparedness, proximity to respond, cost, and other pertinent info presented, **please rank in order 1-3** (1 being the best location) which concept/location you believe would *best serve* the needs of our community:

Concept A: Gearhart Park Station, rank: # 2

Concept B: Pacific Way Station (current location), rank: 3

Concept C: High Point Station, rank: # 1

5. Please provide detailed feedback on why you ranked the locations as you did and provide any other ideas or feedback you wish to help the process moving forward: \_\_\_\_\_

# 1 highest point

# 3 too low, although central

6. Regarding funding, are you supportive of a bond?  YES NO

7. Regarding funding, would you like to see private donations\* to help cover costs?

YES NO

\*If Yes, please provide name and contact information for anyone who may be interested, and the City will reach out.

as above

**Thank you for your feedback! Your opinion is very important to this process.**

**Disclaimer:** The results of this feedback form are for informational purposes only and do not constitute a vote of any kind. This feedback information will be provided to the city council and will result in a summary report available to the public. The city council may then choose to vote on putting a new station on a future ballot for a public vote of citizens, seek more information, or do nothing.

WJ  
AK  
3/19



1. Are you a registered voter of Gearhart? YES  NO
2. Do you own property in Gearhart?  YES NO
3. Are you in support of a new Emergency Response & Resiliency Building in Gearhart?  
YES  NO
4. Taking into account emergency preparedness, proximity to respond, cost, and other pertinent info presented, **please rank in order 1-3** (1 being the best location) which concept/location you believe would *best serve* the needs of our community:

Location A: Gearhart Park Station, rank: 3

Location B: Pacific Way Station (current location), rank: 1

Location C: High Point Station, rank: 2

5. Please provide detailed feedback on why you ranked the locations as you did and provide any other ideas or feedback you wish to help the process moving forward: \_\_\_\_\_

central location

Does not take away valued parks and family gathering areas

6. In regard to funding, are you supportive of a bond? YES  NO
7. In regard to funding, would you like to see private donations\* to help cover costs?

YES

NO

\*If Yes, please provide name and contact information for anyone who may be interested, and the City will reach out.

**Thank you for your feedback! Your opinion is very important to this process.**

**Disclaimer:** The results of this feedback form are for informational purposes only and do not constitute a vote of any kind. This feedback information will be provided to the city council and will result in a summary report available to the public. The city council may then choose to vote on putting a new station on a future ballot for a public vote of citizens, seek more information, or do nothing.

WF (RC)  
3/13

1. Are you a registered voter of Gearhart? YES  NO
2. Do you own property in Gearhart? YES  NO
3. Are you in support of a new Emergency Response & Resiliency Building in Gearhart?  
YES  NO
4. Taking into account emergency preparedness, proximity to respond, cost, and other pertinent info presented, **please rank in order 1-3** (1 being the best location) which concept/location you believe would *best serve* the needs of our community:

Location A: Gearhart Park Station, rank: 0

Location B: Pacific Way Station (current location), rank: 1

Location C: High Point Station, rank: 0

5. Please provide detailed feedback on why you ranked the locations as you did and provide any other ideas or feedback you wish to help the process moving forward: \_\_\_\_\_

PREFER TO KEEP IT COMMERCIAL ZONE

6. In regard to funding, are you supportive of a bond? YES  NO
7. In regard to funding, would you like to see private donations\* to help cover costs?

YES

NO

*\*If Yes, please provide name and contact information for anyone who may be interested, and the City will reach out.*

**Thank you for your feedback! Your opinion is very important to this process.**

**Disclaimer:** The results of this feedback form are for informational purposes only and do not constitute a vote of any kind. This feedback information will be provided to the city council and will result in a summary report available to the public. The city council may then choose to vote on putting a new station on a future ballot for a public vote of citizens, seek more information, or do nothing.

WF  
3/13

1. Are you a registered voter of Gearhart?      YES       NO
2. Are you own property in Gearhart?       YES      NO
3. Are you in support of a new Emergency Response & Resiliency Station in Gearhart?  
 YES      NO
4. Taking into account emergency preparedness, proximity to respond, cost, and other pertinent info presented, **please rank in order 1-3** (1 being the best location) which concept/location you believe would *best serve* the needs of our community:

Concept A: Gearhart Park Station, rank: 0

Concept B: Pacific Way Station (current location), rank: 1

Concept C: High Point Station, rank: 2

5. Please provide detailed feedback on why you ranked the locations as you did and provide any other ideas or feedback you wish to help the process moving forward: \_\_\_\_\_  
 \_\_\_\_\_  
 \_\_\_\_\_

6. Regarding funding, are you supportive of a bond?      YES      NO      maybe
7. Regarding funding, would you like to see private donations\* to help cover costs?  
 YES      NO      *\*If Yes, please provide name and contact information for anyone who may be interested, and the City will reach out.*

**Thank you for your feedback! Your opinion is very important to this process.**

**Disclaimer:** The results of this feedback form are for informational purposes only and do not constitute a vote of any kind. This feedback information will be provided to the city council and will result in a summary report available to the public. The city council may then choose to vote on putting a new station on a future ballot for a public vote of citizens, seek more information, or do nothing.

*NAH  
2/1*

1. Are you a registered voter of Gearhart? YES  NO
2. Are you own property in Gearhart?  YES  NO
3. Are you in support of a new Emergency Response & Resiliency Station in Gearhart?  
 YES  NO

4. Taking into account emergency preparedness, proximity to respond, cost, and other pertinent info presented, **please rank in order 1-3** (1 being the best location) which concept/location you believe would *best serve* the needs of our community:

Concept A: Gearhart Park Station, rank: 1

Concept B: Pacific Way Station (current location), rank: 3

Concept C: High Point Station, rank: 2

5. Please provide detailed feedback on why you ranked the locations as you did and provide any other ideas or feedback you wish to help the process moving forward: \_\_\_\_\_

Best location & most cost effective

6. Regarding funding, are you supportive of a bond?  YES  NO

7. Regarding funding, would you like to see private donations\* to help cover costs?

YES  NO

*\*If Yes, please provide name and contact information for anyone who may be interested, and the City will reach out.*

**Feedback! Your opinion is very important to this process.**

*Feedback form are for informational purposes only and do not constitute a vote of any kind. Feedback provided to the city council and will result in a summary report available to the public. If you wish to vote on putting a new station on a future ballot for a public vote of citizens, please contact the city clerk to seek more information, or do nothing.*

WJF  
 CR 3/1

1. Are you a registered voter of Gearhart? YES  NO
2. Are you own property in Gearhart?  YES NO
3. Are you in support of a new Emergency Response & Resiliency Station in Gearhart?  
 YES NO

4. Taking into account emergency preparedness, proximity to respond, cost, and other pertinent info presented, **please rank in order 1-3** (1 being the best location) which concept/location you believe would *best serve* the needs of our community:

Concept A: Gearhart Park Station, rank: 1

Concept B: Pacific Way Station (current location), rank: 3

Concept C: High Point Station, rank: 2

5. Please provide detailed feedback on why you ranked the locations as you did and provide any other ideas or feedback you wish to help the process moving forward: \_\_\_\_\_

MORE SPACE FOR ONE-LEVEL FACILITY - CENTRAL LOCATION - LESS COSTLY - NO "DOWN TIME" FOR FIRE DEPT.

6. Regarding funding, are you supportive of a bond?  YES NO
7. Regarding funding, would you like to see private donations\* to help cover costs?  
 YES NO

\*If Yes, please provide name and contact information for anyone who may be interested, and the City will reach out.

**Thank you for your feedback! Your opinion is very important to this process.**

**Disclaimer:** The results of this feedback form are for informational purposes only and do not constitute a vote of any kind. This feedback information will be provided to the city council and will result in a summary report available to the public. The city council may then choose to vote on putting a new station on a future ballot for a public vote of citizens, seek more information, or do nothing.

WLF  
  
 3/8

- 1. Are you a registered voter of Gearhart? YES NO
- 2. Do you own property in Gearhart? YES NO
- 3. Are you in support of a new Emergency Response & Resiliency Building in Gearhart?  
 YES NO YES if built at High Point  
NO if built at Gearhart Park
- 4. Taking into account emergency preparedness, proximity to respond, cost, and other pertinent info presented, **please rank in order 1-3** (1 being the best location) which concept/location you believe would *best serve* the needs of our community:

Location A: Gearhart Park Station, rank: 3

Location B: Pacific Way Station (current location), rank: 2

Location C: High Point Station, rank: 1

- 5. Please provide detailed feedback on why you ranked the locations as you did and provide any other ideas or feedback you wish to help the process moving forward: The park is an important part of Gearhart and the city's charm and should not be used for a fire station. I will do whatever I can to defeat a bond if the park is selected, including filing legal action to enforce the park dedication which is a legal servitude that benefits homeowners
- 6. In regard to funding, are you supportive of a bond? YES NO  
NO - if park is selected. YES - if High Point is selected
- 7. In regard to funding, would you like to see private donations\* to help cover costs?

YES  NO  \*If Yes, please provide name and contact information for anyone who may be interested, and the City will reach out.  
I would be willing to consider a private donation, if park is NOT selected.

**Thank you for your feedback! Your opinion is very important to this process.**

**Disclaimer:** The results of this feedback form are for informational purposes only and do not constitute a vote of any kind. This feedback information will be provided to the city council and will result in a summary report available to the public. The city council may then choose to vote on putting a new station on a future ballot for a public vote of citizens, seek more information, or do nothing.

WF (K) 3/3

- 1. Are you a registered voter of Gearhart?      YES       NO
- 2. Do you own property in Gearhart?       YES      NO
- 3. Are you in support of a new Emergency Response & Resiliency Building in Gearhart?  
 YES  NO

4. Taking into account emergency preparedness, proximity to respond, cost, and other pertinent info presented, **please rank in order 1-3** (1 being the best location) which concept/location you believe would *best serve* the needs of our community:

Location A: Gearhart Park Station, rank:   2  

Location B: Pacific Way Station (current location), rank:   3  

Location C: High Point Station, rank:   1  

5. Please provide detailed feedback on why you ranked the locations as you did and provide any other ideas or feedback you wish to help the process moving forward: CURRENT LOCATION WILL BE INUNDATED, HIGH POINT HAS THE BEST ODDS OF BEING ABLE TO SERVE THE COMMUNITY, HIGH POINTS KEEPS DENSITY IN ONE AREA WITHOUT INTERRUPTING ON THE PARK

6. In regard to funding, are you supportive of a bond?       YES      NO

7. In regard to funding, would you like to see private donations\* to help cover costs?

YES      NO

*\*If Yes, please provide name and contact information for anyone who may be interested, and the City will reach out.*

WOULD REQUIRE FUNDRAISING EFFORTS / CAMPAIGN

**Thank you for your feedback! Your opinion is very important to this process.**

**Disclaimer:** The results of this feedback form are for informational purposes only and do not constitute a vote of any kind. This feedback information will be provided to the city council and will result in a summary report available to the public. The city council may then choose to vote on putting a new station on a future ballot for a public vote of citizens, seek more information, or do nothing.

WF (KF) 3/12

1. Are you a registered voter of Gearhart? YES  NO
2. Do you own property in Gearhart?  YES NO
3. Are you in support of a new Emergency Response & Resiliency Building in Gearhart?  
 YES NO
4. Taking into account emergency preparedness, proximity to respond, cost, and other pertinent info presented, **please rank in order 1-3** (1 being the best location) which concept/location you believe would *best serve* the needs of our community:

Location A: Gearhart Park Station, rank: 2

Location B: Pacific Way Station (current location), rank: 3

Location C: High Point Station, rank: 1

5. Please provide detailed feedback on why you ranked the locations as you did and provide any other ideas or feedback you wish to help the process moving forward: \_\_\_\_\_

Location C is highest point, current station may be  
underwater. I DON'T LIKE location A because  
I think it should be used as a Park ONLY

6. In regard to funding, are you supportive of a bond?  YES NO
7. In regard to funding, would you like to see private donations\* to help cover costs?

YES

NO

\*If Yes, please provide name and contact information for anyone who may be interested, and the City will reach out.

I'm not volunteering to give right now

**Thank you for your feedback! Your opinion is very important to this process.**

**Disclaimer:** The results of this feedback form are for informational purposes only and do not constitute a vote of any kind. This feedback information will be provided to the city council and will result in a summary report available to the public. The city council may then choose to vote on putting a new station on a future ballot for a public vote of citizens, seek more information, or do nothing.

WLF  
3/12/14



1. Are you a registered voter of Gearhart? YES NO
2. Are you own property in Gearhart? YES NO
3. Are you in support of a new Emergency Response & Resiliency Station in Gearhart?  
YES NO
4. Taking into account emergency preparedness, proximity to respond, cost, and other pertinent info presented, **please rank in order 1-3** (1 being the best location) which concept/location you believe would *best serve* the needs of our community:

Concept A: Gearhart Park Station, rank: NO

Concept B: Pacific Way Station (current location), rank: 1

Concept C: High Point Station, rank: 2

5. Please provide detailed feedback on why you ranked the locations as you did and provide any other ideas or feedback you wish to help the process moving forward: \_\_\_\_\_

Park is a public space - building a structure there changes ~~with~~ nearby properties -

6. Regarding funding, are you supportive of a bond? YES NO
7. Regarding funding, would you like to see private donations\* to help cover costs?  
YES NO

*\*If Yes, please provide name and contact information for anyone who may be interested, and the City will reach out.*

**Thank you for your feedback! Your opinion is very important to this process.**

**Disclaimer:** The results of this feedback form are for informational purposes only and do not constitute a vote of any kind. This feedback information will be provided to the city council and will result in a summary report available to the public. The city council may then choose to vote on putting a new station on a future ballot for a public vote of citizens, seek more information, or do nothing.

WF  
3/12

1. Are you a registered voter of Gearhart? YES  NO
2. Are you own property in Gearhart? YES  NO
3. Are you in support of a new Emergency Response & Resiliency Station in Gearhart?  
 YES  NO  uncertain
4. Taking into account emergency preparedness, proximity to respond, cost, and other pertinent info presented, **please rank in order 1-3** (1 being the best location) which concept/location you believe would *best serve* the needs of our community:

Concept A: Gearhart Park Station, rank: 3

Concept B: Pacific Way Station (current location), rank: 1

Concept C: High Point Station, rank: 2

5. Please provide detailed feedback on why you ranked the locations as you did and provide any other ideas or feedback you wish to help the process moving forward: \_\_\_\_\_

We are totally opposed to moving the fire station to the park. The park is an asset to our town we would be so sorry to lose. Please keep our park!

6. Regarding funding, are you supportive of a bond? YES  NO  uncertain
7. Regarding funding, would you like to see private donations\* to help cover costs?  
 YES  NO

\*If Yes, please provide name and contact information for anyone who may be interested, and the City will reach out.

**Thank you for your feedback! Your opinion is very important to this process.**

**Disclaimer:** The results of this feedback form are for informational purposes only and do not constitute a vote of any kind. This feedback information will be provided to the city council and will result in a summary report available to the public. The city council may then choose to vote on putting a new station on a future ballot for a public vote of citizens, seek more information, or do nothing.

WF (12)  
3/12

No chg

chg'd

No chg

1. Are you a registered voter of Gearhart? YES NO

2. Do you own property in Gearhart? YES NO

3. Are you in support of a new Emergency Response & Resiliency Building in Gearhart?  
YES NO

4. Taking into account emergency preparedness, proximity to respond, cost, and other pertinent info presented, **please rank in order 1-3** (1 being the best location) which concept/location you believe would *best serve* the needs of our community:

Location A: Gearhart Park Station, rank: 2

Location B: Pacific Way Station (current location), rank: 1

Location C: High Point Station, rank: 3

5. Please provide detailed feedback on why you ranked the locations as you did and provide any other ideas or feedback you wish to help the process moving forward: \_\_\_\_\_

We like the present location because it is centrally located - others seem too close to ocean in case of a tsunami situation

6. In regard to funding, are you supportive of a bond? YES NO

7. In regard to funding, would you like to see private donations\* to help cover costs?

YES ? NO

*\*If Yes, please provide name and contact information for anyone who may be interested, and the City will reach out.*

**Thank you for your feedback! Your opinion is very important to this process.**

**Disclaimer:** The results of this feedback form are for informational purposes only and do not constitute a vote of any kind. This feedback information will be provided to the city council and will result in a summary report available to the public. The city council may then choose to vote on putting a new station on a future ballot for a public vote of citizens, seek more information, or do nothing.

2nd  
aug.

1. Are you a registered voter of Gearhart? YES  NO
2. Are you own property in Gearhart?  YES NO
3. Are you in support of a new Emergency Response & Resiliency Station in Gearhart?  
 YES NO

4. Taking into account emergency preparedness, proximity to respond, cost, and other pertinent info presented, **please rank in order 1-3** (1 being the best location) which concept/location you believe would *best serve* the needs of our community:

Concept A: Gearhart Park Station, rank: #3

Concept B: Pacific Way Station (current location), rank: #1

Concept C: High Point Station, rank: #2

5. Please provide detailed feedback on why you ranked the locations as you did and provide any other ideas or feedback you wish to help the process moving forward: \_\_\_\_\_

I WANT TO PRESERVE THE PARK AS IT IS,

6. Regarding funding, are you supportive of a bond?  YES NO

7. Regarding funding, would you like to see private donations\* to help cover costs?

YES NO

\*If Yes, please provide name and contact information for anyone who may be interested, and the City will reach out.

**Thank you for your feedback! Your opinion is very important to this process.**

**Disclaimer:** The results of this feedback form are for informational purposes only and do not constitute a vote of any kind. This feedback information will be provided to the city council and will result in a summary report available to the public. The city council may then choose to vote on putting a new station on a future ballot for a public vote of citizens, seek more information, or do nothing.

WJ  
 4/11

1. Are you a registered voter of Gearhart? YES  NO
2. Are you own property in Gearhart?  YES NO
3. Are you in support of a new Emergency Response & Resiliency Station in Gearhart?  
 YES NO

4. Taking into account emergency preparedness, proximity to respond, cost, and other pertinent info presented, **please rank in order 1-3** (1 being the best location) which concept/location you believe would *best serve* the needs of our community:

Concept A: Gearhart Park Station, rank: 3

Concept B: Pacific Way Station (current location), rank: 2 <sup>Vote for 2</sup> ~~(Wife vote)~~ 1 ~~(husband)~~

Concept C: High Point Station, rank: 1 ~~(Wife vote)~~ 2 ~~(husband)~~ <sup>Vote for 1</sup>

5. Please provide detailed feedback on why you ranked the locations as you did and provide any other ideas or feedback you wish to help the process moving forward: \_\_\_\_\_

Concern about flooding, close to population/volunteers for Rank 1/2  
High Point Resiliency excellent for flood from any event.

6. Regarding funding, are you supportive of a bond?  YES NO
7. Regarding funding, would you like to see private donations\* to help cover costs?  
 YES NO

\*If Yes, please provide name and contact information for anyone who may be interested, and the City will reach out.

**Thank you for your feedback! Your opinion is very important to this process.**

**Disclaimer:** The results of this feedback form are for informational purposes only and do not constitute a vote of any kind. This feedback information will be provided to the city council and will result in a summary report available to the public. The city council may then choose to vote on putting a new station on a future ballot for a public vote of citizens, seek more information, or do nothing.

WF   
 3/22

1. Are you a registered voter of Gearhart?

YES

NO (IN THE FUTURE WE WILL BE RESIDENCE OF GEARHART)

2. Are you own property in Gearhart?

YES

NO

3. Are you in support of a new Emergency Response & Resiliency Station in Gearhart?

YES

NO

WE FEEL EITHER USE PRESENT LAND ADD / OR TEAM UP WITH SEASIDE FIRE STATION

4. Taking into account emergency preparedness, proximity to respond, cost, and other OUTSIDE pertinent info presented, **please rank in order 1-3** (1 being the best location) which GEARHART concept/location you believe would *best serve* the needs of our community:

Concept A: Gearhart Park Station, rank: 3 (No)

Concept B: Pacific Way Station (current location), rank: 1

Concept C: High Point Station, rank: 3 (No)

5. Please provide detailed feedback on why you ranked the locations as you did and provide any other ideas or feedback you wish to help the process moving forward: WE

THINK THE SIZE OF THE NEW BUILDING IS FAR LARGER THAN IS DEEDED. BACK TO THE DRAWING BOARD!

6. Regarding funding, are you supportive of a bond?

YES

NO

7. Regarding funding, would you like to see private donations\* to help cover costs?

YES

NO

\*If Yes, please provide name and contact information for anyone who may be interested, and the City will reach out.

**Thank you for your feedback! Your opinion is very important to this process.**

**Disclaimer:** The results of this feedback form are for informational purposes only and do not constitute a vote of any kind. This feedback information will be provided to the city council and will result in a summary report available to the public. The city council may then choose to vote on putting a new station on a future ballot for a public vote of citizens, seek more information, or do nothing.

WF (R)  
2/21

1. Are you a registered voter of Gearhart? YES  NO

2. Do you own property in Gearhart? YES  NO

3. Are you in support of a new Emergency Response & Resiliency Building in Gearhart? YES  NO

4. Taking into account emergency preparedness, proximity to respond, cost, and other pertinent info presented, **please rank in order 1-3** (1 being the best location) which concept/location you believe would *best serve* the needs of our community:

~~Location A: Gearhart Park Station, rank: 3~~

~~Location B: Pacific Way Station (current location), rank: 1~~

~~Location C: High Point Station, rank: 2~~

5. Please provide detailed feedback on why you ranked the locations as you did and provide any other ideas or feedback you wish to help the process moving forward: \_\_\_\_\_

6. In regard to funding, are you supportive of a bond? YES  NO

7. In regard to funding, would you like to see private donations\* to help cover costs? YES  NO  \*If Yes, please provide name and contact information for anyone who may be interested, and the City will reach out.

**Thank you for your feedback! Your opinion is very important to this process.**

**Disclaimer:** The results of this feedback form are for informational purposes only and do not constitute a vote of any kind. This feedback information will be provided to the city council and will result in a summary report available to the public. The city council may then choose to vote on putting a new station on a future ballot for a public vote of citizens, seek more information, or do nothing.

*chris*

←

*chris*

*chris*

*chris*

1. Are you a registered voter of Gearhart? YES  NO
2. Are you own property in Gearhart?  YES NO
3. Are you in support of a new Emergency Response & Resiliency Station in Gearhart?  
YES  NO
4. Taking into account emergency preparedness, proximity to respond, cost, and other pertinent info presented, **please rank in order 1-3** (1 being the best location) which concept/location you believe would *best serve* the needs of our community:

Concept A: Gearhart Park Station, rank: don't even consider it

Concept B: Pacific Way Station (current location), rank: 1

Concept C: High Point Station, rank: 2

5. Please provide detailed feedback on why you ranked the locations as you did and provide any other ideas or feedback you wish to help the process moving forward: \_\_\_\_\_
- \_\_\_\_\_
- \_\_\_\_\_

6. Regarding funding, are you supportive of a bond? YES  NO
7. Regarding funding, would you like to see private donations\* to help cover costs?  
YES  NO

*\*If Yes, please provide name and contact information for anyone who may be interested, and the City will reach out.*

*do project when you have property saved for it*

**Thank you for your feedback! Your opinion is very important to this process.**

**Disclaimer:** The results of this feedback form are for informational purposes only and do not constitute a vote of any kind. This feedback information will be provided to the city council and will result in a summary report available to the public. The city council may then choose to vote on putting a new station on a future ballot for a public vote of citizens, seek more information, or do nothing.

*WF (K) 3/21*



- 1. Are you a registered voter of Gearhart?      YES       NO
- 2. Do you own property in Gearhart?       YES      NO
- 3. Are you in support of a new Emergency Response & Resiliency Building in Gearhart?  
YES       NO
- 4. Taking into account emergency preparedness, proximity to respond, cost, and other pertinent info presented, **please rank in order 1-3** (1 being the best location) which concept/location you believe would *best serve* the needs of our community:

Location A: Gearhart Park Station, rank: \_\_\_\_\_

Location B: Pacific Way Station (current location), rank:   X  

Location C: High Point Station, rank: \_\_\_\_\_

5. Please provide detailed feedback on why you ranked the locations as you did and provide any other ideas or feedback you wish to help the process moving forward: Best place

- 6. In regard to funding, are you supportive of a bond?      YES       NO
- 7. In regard to funding, would you like to see private donations\* to help cover costs?  
YES       NO      *\*If Yes, please provide name and contact information for anyone who may be interested, and the City will reach out.*

**Thank you for your feedback! Your opinion is very important to this process.**

**Disclaimer:** The results of this feedback form are for informational purposes only and do not constitute a vote of any kind. This feedback information will be provided to the city council and will result in a summary report available to the public. The city council may then choose to vote on putting a new station on a future ballot for a public vote of citizens, seek more information, or do nothing.

WJF  
 3/27  
 (K)

- ✓
- Are you a registered voter of Gearhart? YES  NO
  - Are you own property in Gearhart?  YES NO
  - Are you in support of a new Emergency Response & Resiliency Station in Gearhart?  
 YES NO
  - Taking into account emergency preparedness, proximity to respond, cost, and other pertinent info presented, **please rank in order 1-3** (1 being the best location) which concept/location you believe would *best serve* the needs of our community:

Concept A: Gearhart Park Station, rank: # 2

Concept B: Pacific Way Station (current location), rank: 3

Concept C: High Point Station, rank: # 1

- Please provide detailed feedback on why you ranked the locations as you did and provide any other ideas or feedback you wish to help the process moving forward: \_\_\_\_\_  
# 1 highest point  
# 3 too low, although central

- Regarding funding, are you supportive of a bond?  YES NO
- Regarding funding, would you like to see private donations\* to help cover costs?  
 YES NO  
\*If Yes, please provide name and contact information for anyone who may be interested, and the City will reach out.  
as above

**Thank you for your feedback! Your opinion is very important to this process.**

**Disclaimer:** The results of this feedback form are for informational purposes only and do not constitute a vote of any kind. This feedback information will be provided to the city council and will result in a summary report available to the public. The city council may then choose to vote on putting a new station on a future ballot for a public vote of citizens, seek more information, or do nothing.

WJ  
A  
KR  
3/19

1. Are you a registered voter of Gearhart? YES  NO

2. Do you own property in Gearhart? YES  NO

3. Are you in support of a new Emergency Response & Resiliency Building in Gearhart?  
YES  NO

4. Taking into account emergency preparedness, proximity to respond, cost, and other pertinent info presented, **please rank in order 1-3** (1 being the best location) which concept/location you believe would *best serve* the needs of our community:

Location A: Gearhart Park Station, rank: 3

Location B: Pacific Way Station (current location), rank: 1

Location C: High Point Station, rank: 2

5. Please provide detailed feedback on why you ranked the locations as you did and provide any other ideas or feedback you wish to help the process moving forward: \_\_\_\_\_

Central location

Does not take away valued parks and family gathering areas

6. In regard to funding, are you supportive of a bond? YES  NO

7. In regard to funding, would you like to see private donations\* to help cover costs?

YES

NO

*\*If Yes, please provide name and contact information for anyone who may be interested, and the City will reach out.*

**Thank you for your feedback! Your opinion is very important to this process.**

**Disclaimer:** The results of this feedback form are for informational purposes only and do not constitute a vote of any kind. This feedback information will be provided to the city council and will result in a summary report available to the public. The city council may then choose to vote on putting a new station on a future ballot for a public vote of citizens, seek more information, or do nothing.

WTF   
3/13

1. Are you a registered voter of Gearhart? YES  NO
2. Do you own property in Gearhart?  YES NO
3. Are you in support of a new Emergency Response & Resiliency Building in Gearhart?  
YES  NO
4. Taking into account emergency preparedness, proximity to respond, cost, and other pertinent info presented, **please rank in order 1-3** (1 being the best location) which concept/location you believe would *best serve* the needs of our community:

Location A: Gearhart Park Station, rank: 0

Location B: Pacific Way Station (current location), rank: 1

Location C: High Point Station, rank: 0

5. Please provide detailed feedback on why you ranked the locations as you did and provide any other ideas or feedback you wish to help the process moving forward:

PREFER TO KEEP IN COMMERCIAL ZONE

6. In regard to funding, are you supportive of a bond? YES  NO
7. In regard to funding, would you like to see private donations\* to help cover costs?

YES

NO

*\*If Yes, please provide name and contact information for anyone who may be interested, and the City will reach out.*

**Thank you for your feedback! Your opinion is very important to this process.**

**Disclaimer:** The results of this feedback form are for informational purposes only and do not constitute a vote of any kind. This feedback information will be provided to the city council and will result in a summary report available to the public. The city council may then choose to vote on putting a new station on a future ballot for a public vote of citizens, seek more information, or do nothing.

WF (K)  
3/13

1. Are you a registered voter of Gearhart? YES  NO
2. Are you own property in Gearhart?  YES NO
3. Are you in support of a new Emergency Response & Resiliency Station in Gearhart?  
 YES NO

4. Taking into account emergency preparedness, proximity to respond, cost, and other pertinent info presented, **please rank in order 1-3** (1 being the best location) which concept/location you believe would *best serve* the needs of our community:

Concept A: Gearhart Park Station, rank: 0

Concept B: Pacific Way Station (current location), rank: 1

Concept C: High Point Station, rank: 2

5. Please provide detailed feedback on why you ranked the locations as you did and provide any other ideas or feedback you wish to help the process moving forward: \_\_\_\_\_  
 \_\_\_\_\_  
 \_\_\_\_\_

6. Regarding funding, are you supportive of a bond? YES NO maybe

7. Regarding funding, would you like to see private donations\* to help cover costs?  
 YES NO

\*If Yes, please provide name and contact information for anyone who may be interested, and the City will reach out.

\_\_\_\_\_

**Thank you for your feedback! Your opinion is very important to this process.**

**Disclaimer:** The results of this feedback form are for informational purposes only and do not constitute a vote of any kind. This feedback information will be provided to the city council and will result in a summary report available to the public. The city council may then choose to vote on putting a new station on a future ballot for a public vote of citizens, seek more information, or do nothing.

WAT  
3

1. Are you a registered voter of Gearhart? YES  NO
2. Are you own property in Gearhart?  YES NO
3. Are you in support of a new Emergency Response & Resiliency Station in Gearhart?  
 YES NO
4. Taking into account emergency preparedness, proximity to respond, cost, and other pertinent info presented, **please rank in order 1-3** (1 being the best location) which concept/location you believe would *best serve* the needs of our community:

Concept A: Gearhart Park Station, rank: 1

Concept B: Pacific Way Station (current location), rank: 3

Concept C: High Point Station, rank: 2

5. Please provide detailed feedback on why you ranked the locations as you did and provide any other ideas or feedback you wish to help the process moving forward: \_\_\_\_\_

Best location + most cost effective

6. Regarding funding, are you supportive of a bond?  YES NO

7. Regarding funding, would you like to see private donations\* to help cover costs?

YES NO

*\*If Yes, please provide name and contact information for anyone who may be interested, and the City will reach out.*

**Feedback! Your opinion is very important to this process.**  
 This feedback form are for informational purposes only and do not constitute a vote of any kind. The information provided to the city council and will result in a summary report available to the public. If you would like to vote on putting a new station on a future ballot for a public vote of citizens, please contact the City Council to seek more information, or do nothing.

W.F.  
 3/1

EMERGENCY RESPONSE STATION

1. Are you a registered voter of Gearhart? YES  NO
2. Are you own property in Gearhart?  YES NO
3. Are you in support of a new Emergency Response & Resiliency Station in Gearhart?  
 YES NO
4. Taking into account emergency preparedness, proximity to respond, cost, and other pertinent info presented, **please rank in order 1-3** (1 being the best location) which concept/location you believe would *best serve* the needs of our community:

Concept A: Gearhart Park Station, rank: 2

Concept B: Pacific Way Station (current location), rank: 3

Concept C: High Point Station, rank: 1

5. Please provide detailed feedback on why you ranked the locations as you did and provide any other ideas or feedback you wish to help the process moving forward: \_\_\_\_\_

*It sounds like the current location is not safe in the event of a disaster. The park was given was given with the proviso it not be used for any purpose other than a park. We should honor that gift!*

6. Regarding funding, are you supportive of a bond?  YES NO
7. Regarding funding, would you like to see private donations\* to help cover costs?  
 YES NO

\*If Yes, please provide name and contact information for anyone who may be interested, and the City will reach out.

**Thank you for your feedback! Your opinion is very important to this process.**

**Disclaimer:** The results of this feedback form are for informational purposes only and do not constitute a vote of any kind. This feedback information will be provided to the city council and will result in a summary report available to the public. The city council may then choose to vote on putting a new station on a future ballot for a public vote of citizens, seek more information, or do nothing.

W.F. KR 3

1. Are you a registered voter of Gearhart? YES  NO
2. Do you own property in Gearhart?  YES NO
3. Are you in support of a new Emergency Response & Resiliency Building in Gearhart?  
 YES NO

4. Taking into account emergency preparedness, proximity to respond, cost, and other pertinent info presented, **please rank in order 1-3** (1 being the best location) which concept/location you believe would *best serve* the needs of our community:

Location A: Gearhart Park Station, rank: 2

Location B: Pacific Way Station (current location), rank: 3

Location C: High Point Station, rank: 1

5. Please provide detailed feedback on why you ranked the locations as you did and provide any other ideas or feedback you wish to help the process moving forward: \_\_\_\_\_
- \_\_\_\_\_
- \_\_\_\_\_

6. In regard to funding, are you supportive of a bond?  YES NO

7. In regard to funding, would you like to see private donations\* to help cover costs?

YES NO

*\*If Yes, please provide name and contact information for anyone who may be interested, and the City will reach out.*

Benefit activities - i.e., Concert, dance, food?

**Thank you for your feedback! Your opinion is very important to this process.**

**Disclaimer:** The results of this feedback form are for informational purposes only and do not constitute a vote of any kind. This feedback information will be provided to the city council and will result in a summary report available to the public. The city council may then choose to vote on putting a new station on a future ballot for a public vote of citizens, seek more information, or do nothing.

WF (K)  
3/6



1. Are you a registered voter of Gearhart? YES  NO
2. Are you own property in Gearhart?  YES NO
3. Are you in support of a new Emergency Response & Resiliency Station in Gearhart?  
 YES NO

4. Taking into account emergency preparedness, proximity to respond, cost, and other pertinent info presented, **please rank in order 1-3** (1 being the best location) which concept/location you believe would *best serve* the needs of our community:

Concept A: Gearhart Park Station, rank: 3

Concept B: Pacific Way Station (current location), rank: 2

Concept C: High Point Station, rank: 1

5. Please provide detailed feedback on why you ranked the locations as you did and provide any other ideas or feedback you wish to help the process moving forward:

seems high would be best

6. Regarding funding, are you supportive of a bond?  YES NO

7. Regarding funding, would you like to see private donations\* to help cover costs?  
 YES NO

\*If Yes, please provide name and contact information for anyone who may be interested, and the City will reach out.

**Thank you for your feedback! Your opinion is very important to this process.**

**Disclaimer:** The results of this feedback form are for informational purposes only and do not constitute a vote of any kind. This feedback information will be provided to the city council and will result in a summary report available to the public. The city council may then choose to vote on putting a new station on a future ballot for a public vote of citizens, seek more information, or do nothing.

WF 10  
2/11/11

EMAIL: \_\_\_\_\_ BEST PHONE# \_\_\_\_\_

- 1. Are you a registered voter of Gearhart? YES  NO
- 2. Do you own property in Gearhart?  YES NO
- 3. Are you in support of a new Emergency Response & Resiliency Building in Gearhart?  YES NO

4. Taking into account emergency preparedness, proximity to respond, cost, and other pertinent info presented, **please rank in order 1-3** (1 being the best location) which concept/location you believe would *best serve* the needs of our community:

Location A: Gearhart Park Station, rank: 3

Location B: Pacific Way Station (current location), rank: 2

Location C: High Point Station, rank: 1

5. Please provide detailed feedback on why you ranked the locations as you did and provide any other ideas or feedback you wish to help the process moving forward: \_\_\_\_\_

LEAST LIKELY TO FLOOD; CENTRAL LOCATION TO  
GEARHART RESIDENTS

6. In regard to funding, are you supportive of a bond?  YES NO

7. In regard to funding, would you like to see private donations\* to help cover costs?

YES

NO

*\*If Yes please provide name and contact information for anyone who may*

**Thank you for your feedback**

**Disclaimer:** The results of this feedback for kind. This feedback information will be provided public. The city council may then choose to seek more information, or do nothing.

FLAND  
7221  
MF  
3/6

1. Are you a registered voter of Gearhart? YES  NO
2. Do you own property in Gearhart? YES  NO
3. Are you in support of a new Emergency Response & Resiliency Building in Gearhart?  
YES  NO
4. Taking into account emergency preparedness, proximity to respond, cost, and other pertinent info presented, **please rank in order 1-3** (1 being the best location) which concept/location you believe would *best serve* the needs of our community:

Location A: Gearhart Park Station, rank: 2

Location B: Pacific Way Station (current location), rank: 1

Location C: High Point Station, rank: 3

5. Please provide detailed feedback on why you ranked the locations as you did and provide any other ideas or feedback you wish to help the process moving forward: \_\_\_\_\_

*Not needed*

6. In regard to funding, are you supportive of a bond? YES  NO
7. In regard to funding, would you like to see private donations\* to help cover costs?

YES

NO

*\*If Yes, please provide name and contact information for anyone who may be interested, and the City will reach out.*

**Thank you for your feedback! Your opinion is very important to this process.**

**Disclaimer:** The results of this feedback form are for informational purposes only and do not constitute a vote of any kind. This feedback information will be provided to the city council and will result in a summary report available to the public. The city council may then choose to vote on putting a new station on a future ballot for a public vote of citizens, seek more information, or do nothing.

*Address??*  
*MS*  
*3/6*

EMERGENCY

BEST LOCATION

access )

- 1. Are you a registered voter of Gearhart? YES NO
- 2. Are you own property in Gearhart? YES NO
- 3. Are you in support of a new Emergency Response & Resiliency Station in Gearhart? YES NO
- 4. Taking into account emergency preparedness, proximity to respond, cost, and other pertinent info presented, **please rank in order 1-3** (1 being the best location) which concept/location you believe would *best serve* the needs of our community:

Concept A: Gearhart Park Station, rank: 3

Concept B: Pacific Way Station (current location), rank: 1

Concept C: High Point Station, rank: 2

- 5. Please provide detailed feedback on why you ranked the locations as you did and provide any other ideas or feedback you wish to help the process moving forward:
- 
- 
- 

- 6. Regarding funding, are you supportive of a bond? YES NO
- 7. Regarding funding, would you like to see private donations\* to help cover costs? YES NO

*\*If Yes, please provide name and contact information for anyone who may be interested, and the City will reach out.*

**Thank you for your feedback! Your opinion is very important to this process.**

**Disclaimer:** The results of this feedback form are for informational purposes only and do not constitute a vote of any kind. This feedback information will be provided to the city council and will result in a summary report available to the public. The city council may then choose to vote on putting a new station on a future ballot for a public vote of citizens, seek more information, or do nothing.

WFO  
3/6

1. Are you a registered voter of Gearhart? YES  NO
2. Do you own property in Gearhart? YES  NO
3. Are you in support of a new Emergency Response & Resiliency Building in Gearhart?  
 YES  NO  if necessary.

4. Taking into account emergency preparedness, proximity to respond, cost, and other pertinent info presented, **please rank in order 1-3** (1 being the best location) which concept/location you believe would *best serve* the needs of our community:

Location A: Gearhart Park Station, rank: 3 preserve the park

Location B: Pacific Way Station (current location), rank: 1 time-honored "center"

Location C: High Point Station, rank: 2 highest resiliency = once + done

5. Please provide detailed feedback on why you ranked the locations as you did and provide any other ideas or feedback you wish to help the process moving forward:

Much of the appeal of Gearhart is its dependable commitment to tradition and reluctance to change. That is the bases of my ranking and keeping the new building in the designated "City Center".

6. In regard to funding, are you supportive of a bond? YES  NO   
 see #3 note.
7. In regard to funding, would you like to see private donations\* to help cover costs?

YES  NO  \*If Yes, please provide name and contact information for anyone who may be interested, and the City will reach out.

**Thank you for your feedback! Your opinion is very important to this process.**

**Disclaimer:** The results of this feedback form are for informational purposes only and do not constitute a vote of any kind. This feedback information will be provided to the city council and will result in a summary report available to the public. The city council may then choose to vote on putting a new station on a future ballot for a public vote of citizens, seek more information, or do nothing.

I would expect the design results to be as outstanding as the waterworks building beside the tennis courts!!

WR  
 3/6

- 1. Are you a registered voter of Gearhart?      YES       NO
- 2. Do you own property in Gearhart?       YES      NO
- 3. Are you in support of a new Emergency Response & Resiliency Building in Gearhart?  
 YES      NO

4. Taking into account emergency preparedness, proximity to respond, cost, and other pertinent info presented, **please rank in order 1-3** (1 being the best location) which concept/location you believe would *best serve* the needs of our community:

Location A: Gearhart Park Station, rank:   1    
 Location B: Pacific Way Station (current location), rank:   3    
 Location C: High Point Station, rank:   2  

5. Please provide detailed feedback on why you ranked the locations as you did and provide any other ideas or feedback you wish to help the process moving forward: THE AREA IS GROWING, UPGRADES FOR SMOOTH OPERATION OF SERVICES ARE NATURAL AND NEEDED. ① COST ② INUNDATION THREAT

- 6. In regard to funding, are you supportive of a bond?       YES      NO
- 7. In regard to funding, would you like to see private donations\* to help cover costs?

YES       NO      \*If Yes, please provide name and contact information for anyone who may be interested, and the City will reach out.

**Thank you for your feedback! Your opinion is very important to this process.**  
**Disclaimer:** The results of this feedback form are for informational purposes only and do not constitute a vote of any kind. This feedback information will be provided to the city council and will result in a summary report available to the public. The city council may then choose to vote on putting a new station on a future ballot for a public vote of citizens, seek more information, or do nothing.

*WJ/KC*  
3/11

1. Are you a registered voter of Gearhart? YES  NO
2. Are you own property in Gearhart?  YES NO
3. Are you in support of a new Emergency Response & Resiliency Station in Gearhart?  
YES NO
4. Taking into account emergency preparedness, proximity to respond, cost, and other pertinent info presented, **please rank in order 1-3** (1 being the best location) which concept/location you believe would *best serve* the needs of our community:

\* has rented

Concept A: Gearhart Park Station, rank: \_\_\_\_\_

Concept B: Pacific Way Station (current location), rank: 1

Concept C: High Point Station, rank: \_\_\_\_\_

5. Please provide detailed feedback on why you ranked the locations as you did and provide any other ideas or feedback you wish to help the process moving forward: \_\_\_\_\_

Not familiar enough

6. Regarding funding, are you supportive of a bond? YES  NO
7. Regarding funding, would you like to see private donations\* to help cover costs?  
YES NO

\*If Yes, please provide name and contact information for anyone who may be interested, and the City will reach out.

**Thank you for your feedback! Your opinion is very important to this process.**

**Disclaimer:** The results of this feedback form are for informational purposes only and do not constitute a vote of any kind. This feedback information will be provided to the city council and will result in a summary report available to the public. The city council may then choose to vote on putting a new station on a future ballot for a public vote of citizens, seek more information, or do nothing.

WF (K) 3/13

1. Are you a registered voter of Gearhart? YES  NO
2. Do you own property in Gearhart? YES  NO
3. Are you in support of a new Emergency Response & Resiliency Building in Gearhart?  
YES  NO
4. Taking into account emergency preparedness, proximity to respond, cost, and other pertinent info presented, **please rank in order 1-3** (1 being the best location) which concept/location you believe would *best serve* the needs of our community:

Location A: Gearhart Park Station, rank: 3

Location B: Pacific Way Station (current location), rank: 1

Location C: High Point Station, rank: 2

5. Please provide detailed feedback on why you ranked the locations as you did and provide any other ideas or feedback you wish to help the process moving forward: A site should be developed on Hwy 101 or higher up the hillside and out of the Tsunami Zone. Emergency preparedness cannot be met if fire station is under water. Add new City Hall @ same time.

6. In regard to funding, are you supportive of a bond? YES  NO

7. In regard to funding, would you like to see private donations\* to help cover costs?

YES

NO

\*If Yes, please provide name and contact information for anyone who may be interested, and the City will reach out.

**Thank you for your feedback! Your opinion is very important to this process.**

**Disclaimer:** The results of this feedback form are for informational purposes only and do not constitute a vote of any kind. This feedback information will be provided to the city council and will result in a summary report available to the public. The city council may then choose to vote on putting a new station on a future ballot for a public vote of citizens, seek more information, or do nothing.

WJ  
3/1



1. Are you a registered voter of Gearhart? YES NO
2. Do you own property in Gearhart? YES NO
3. Are you in support of a new Emergency Response & Resiliency Building in Gearhart?  
 YES NO
4. Taking into account emergency preparedness, proximity to respond, cost, and other pertinent info presented, **please rank in order 1-3** (1 being the best location) which concept/location you believe would *best serve* the needs of our community:

Location A: Gearhart Park Station, rank: 2

Location B: Pacific Way Station (current location), rank: 3

Location C: High Point Station, rank: 1

5. Please provide detailed feedback on why you ranked the locations as you did and provide any other ideas or feedback you wish to help the process moving forward: \_\_\_\_\_
- \_\_\_\_\_
- \_\_\_\_\_

6. In regard to funding, are you supportive of a bond?  YES NO

7. In regard to funding, would you like to see private donations\* to help cover costs?

YES

NO

*\*If Yes, please provide name and contact information for anyone who may be interested, and the City will reach out.*

**Thank you for your feedback! Your opinion is very important to this process.**

**Disclaimer:** The results of this feedback form are for informational purposes only and do not constitute a vote of any kind. This feedback information will be provided to the city council and will result in a summary report available to the public. The city council may then choose to vote on putting a new station on a future ballot for a public vote of citizens, seek more information, or do nothing.

WF  
 3/15

1. Are you a registered voter of Gearhart? YES  NO
2. Are you own property in Gearhart?  YES NO
3. Are you in support of a new Emergency Response & Resiliency Station in Gearhart?  
YES  NO
4. Taking into account emergency preparedness, proximity to respond, cost, and other pertinent info presented, **please rank in order 1-3** (1 being the best location) which concept/location you believe would *best serve* the needs of our community:

Concept A: Gearhart Park Station, rank: 1

Concept B: Pacific Way Station (current location), rank: 2

Concept C: High Point Station, rank: 3

5. Please provide detailed feedback on why you ranked the locations as you did and provide any other ideas or feedback you wish to help the process moving forward: \_\_\_\_\_  
\_\_\_\_\_  
\_\_\_\_\_

6. Regarding funding, are you supportive of a bond? YES  NO
7. Regarding funding, would you like to see private donations\* to help cover costs?  
YES  NO

\*If Yes, please provide name and contact information for anyone who may be interested, and the City will reach out.

**Thank you for your feedback! Your opinion is very important to this process.**

**Disclaimer:** The results of this feedback form are for informational purposes only and do not constitute a vote of any kind. This feedback information will be provided to the city council and will result in a summary report available to the public. The city council may then choose to vote on putting a new station on a future ballot for a public vote of citizens, seek more information, or do nothing.

email  
2/25

WF  
K9  
2/24

- Are you a registered voter of Gearhart? YES NO
- Are you own property in Gearhart? YES NO
- Are you in support of a new Emergency Response & Resiliency Station in Gearhart?  
YES NO
- Taking into account emergency preparedness, proximity to respond, cost, and other pertinent info presented, **please rank in order 1-3** (1 being the best location) which concept/location you believe would *best serve* the needs of our community:

~~Concept A: Gearhart Beach Station, rank: 3~~

Concept B: Pacific Way Station (current location), rank: 1/2 #2

Concept C: High Point Station, rank: 1/2 #1

no where on my list!

- Please provide detailed feedback on why you ranked the locations as you did and provide any other ideas or feedback you wish to help the process moving forward:

A Tsunami is of less concern than proximity to volunteers and access to properties. If the "big one" hits the park will be inaccessible. I was one of the scientists researching the past Cascadia quakes. Build the best station possible, don't "eat" the park and collaborate with Seaside

- Regarding funding, are you supportive of a bond? YES NO

- Regarding funding, would you like to see private donations\* to help cover costs? YES NO

\*If Yes, please provide name and contact information for anyone who may be interested, and the City will reach out.

Partial private if willing parties exist

**Thank you for your feedback! Your opinion is very important to this process.**

**Disclaimer:** The results of this feedback form are for informational purposes only and do not constitute a vote of any kind. This feedback information will be provided to the city council and will result in a summary report available to the public. The city council may then choose to vote on putting a new station on a future ballot for a public vote of citizens, seek more information, or do nothing.

WF 2/26

per email 2/25

- 1. Are you a registered voter of Gearhart?  YES  NO #2 NO
- 2. Do you own property in Gearhart?  YES  NO
- 3. Are you in support of a new Emergency Response & Resiliency Building in Gearhart?  YES  NO

4. Taking into account emergency preparedness, proximity to respond, cost, and other pertinent info presented, **please rank in order 1-3** (1 being the best location) which concept/location you believe would *best serve* the needs of our community:

Location A: Gearhart Park Station, rank: 2

Location B: Pacific Way Station (current location), rank: 3

Location C: High Point Station, rank: 1

5. Please provide detailed feedback on why you ranked the locations as you did and provide any other ideas or feedback you wish to help the process moving forward: \_\_\_\_\_  
Best elevation  
 \_\_\_\_\_  
 \_\_\_\_\_

6. In regard to funding, are you supportive of a bond?  YES  NO

7. In regard to funding, would you like to see private donations\* to help cover costs?  
 YES                      NO                      \*If Yes, please provide name and contact information for anyone who may be interested, and the City will reach out.

**Thank you for your feedback! Your opinion is very important to this process.**  
**Disclaimer:** The results of this feedback form are for informational purposes only and do not constitute a vote of any kind. This feedback information will be provided to the city council and will result in a summary report available to the public. The city council may then choose to vote on putting a new station on a future ballot for a public vote of citizens, seek more information, or do nothing.

WFK  
3/1

EMERGENCY

1. Are you a registered voter of Gearhart?      YES       NO
2. Are you own property in Gearhart?       YES      NO
3. Are you in support of a new Emergency Response & Resiliency Station in Gearhart?  
 YES      NO
4. Taking into account emergency preparedness, proximity to respond, cost, and other pertinent info presented, **please rank in order 1-3** (1 being the best location) which concept/location you believe would *best serve* the needs of our community:

Concept A: Gearhart Park Station, rank:   2  

Concept B: Pacific Way Station (current location), rank:   1  

Concept C: High Point Station, rank:   3  

5. Please provide detailed feedback on why you ranked the locations as you did and provide any other ideas or feedback you wish to help the process moving forward: \_\_\_\_\_

I ranked Concept B because it is already located there.

6. Regarding funding, are you supportive of a bond?      YES      NO
7. Regarding funding, would you like to see private donations\* to help cover costs?  
YES       NO

\*If Yes, please provide name and contact information for anyone who may be interested, and the City will reach out.

**Thank you for your feedback! Your opinion is very important to this process.**

**Disclaimer:** The results of this feedback form are for informational purposes only and do not constitute a vote of any kind. This feedback information will be provided to the city council and will result in a summary report available to the public. The city council may then choose to vote on putting a new station on a future ballot for a public vote of citizens, seek more information, or do nothing.

WF (K) 2/5

EMAIL: \_\_\_\_\_ BEST LOCATION \_\_\_\_\_

1. Are you a registered voter of Gearhart? YES NO
2. Are you own property in Gearhart? YES NO
3. Are you in support of a new Emergency Response & Resiliency Station in Gearhart?  
YES NO
4. Taking into account emergency preparedness, proximity to respond, cost, and other pertinent info presented, **please rank in order 1-3** (1 being the best location) which concept/location you believe would *best serve* the needs of our community:

Concept A: Gearhart Park Station, rank: 3

Concept B: Pacific Way Station (current location), rank: 2

Concept C: High Point Station, rank: 1

5. Please provide detailed feedback on why you ranked the locations as you did and provide any other ideas or feedback you wish to help the process moving forward: \_\_\_\_\_  
I like the park the way it is.  
\_\_\_\_\_  
\_\_\_\_\_

6. Regarding funding, are you supportive of a bond? YES NO I'm not sure
7. Regarding funding, would you like to see private donations\* to help cover costs?  
YES NO *\*If Yes, please provide name and contact information for anyone who may be interested, and the City will reach out.*  
\_\_\_\_\_

**Thank you for your feedback! Your opinion is very important to this process.**  
**Disclaimer:** The results of this feedback form are for informational purposes only and do not constitute a vote of any kind. This feedback information will be provided to the city council and will result in a summary report available to the public. The city council may then choose to vote on putting a new station on a future ballot for a public vote of citizens, seek more information, or do nothing.

WF (K) 3/1

- 1. Are you a registered voter of Gearhart?  YES  NO *WFA 1/11/21*
- 2. Do you own property in Gearhart?  YES  NO
- 3. Are you in support of a new Emergency Response & Resiliency Building in Gearhart?  
YES                      NO

4. Taking into account emergency preparedness, proximity to respond, cost, and other pertinent info presented, **please rank in order 1-3** (1 being the best location) which concept/location you believe would *best serve* the needs of our community:

Location A: Gearhart Park Station, rank: 2

Location B: Pacific Way Station (current location), rank: 3

Location C: High Point Station, rank: 1

5. Please provide detailed feedback on why you ranked the locations as you did and provide any other ideas or feedback you wish to help the process moving forward: \_\_\_\_\_

\_\_\_\_\_

\_\_\_\_\_

- 6. In regard to funding, are you supportive of a bond?  YES  NO
  - 7. In regard to funding, would you like to see private donations\* to help cover costs?  
YES                      NO                      *\*If Yes, please provide name and contact information for anyone who may be interested, and the City will reach out.*
- \_\_\_\_\_

**Thank you for your feedback! Your opinion is very important to this process.**

*Disclaimer: The results of this feedback form are for informational purposes only and do not constitute a vote of any kind. This feedback information will be provided to the city council and will result in a summary report available to the public. The city council may then choose to vote on putting a new station on a future ballot for a public vote of citizens, seek more information, or do nothing.*

*WFA  
3/5*

1. Are you a registered voter of Gearhart?      YES       NO
2. Are you own property in Gearhart?       YES      NO
3. Are you in support of a new Emergency Response & Resiliency Station in Gearhart?  
 YES      NO
4. Taking into account emergency preparedness, proximity to respond, cost, and other pertinent info presented, **please rank in order 1-3** (1 being the best location) which concept/location you believe would *best serve* the needs of our community:

Concept A: Gearhart Park Station, rank: 1

Concept B: Pacific Way Station (current location), rank: 2

Concept C: High Point Station, rank: 3

5. Please provide detailed feedback on why you ranked the locations as you did and provide any other ideas or feedback you wish to help the process moving forward: \_\_\_\_\_

GOOD TO HAVE ON HIGHER GROUND, BUT NEED TO MINIMIZE COST. THERE IS LOTS OF BEACH TO PLAY ON. SMALL IMPACT TO PARK SHOULD BE OK  
SELL EXISTING BUILDING TO FUND NEW

6. Regarding funding, are you supportive of a bond?      YES       NO
7. Regarding funding, would you like to see private donations\* to help cover costs?  
 YES      NO

\*If Yes, please provide name and contact information for anyone who may be interested, and the City will reach out.

PRIVATE DONATIONS ARE GOOD, MAYBE FUNDRAISER DURING 4th GRADE.

**Thank you for your feedback! Your opinion is very important to this process.**

**Disclaimer:** The results of this feedback form are for informational purposes only and do not constitute a vote of any kind. This feedback information will be provided to the city council and will result in a summary report available to the public. The city council may then choose to vote on putting a new station on a future ballot for a public vote of citizens, seek more information, or do nothing.

WF  
4



1. Are you a registered voter of Gearhart?      YES       NO
2. Are you own property in Gearhart?       YES      NO
3. Are you in support of a new Emergency Response & Resiliency Station in Gearhart?  
 YES      NO
4. Taking into account emergency preparedness, proximity to respond, cost, and other pertinent info presented, **please rank in order 1-3** (1 being the best location) which concept/location you believe would *best serve* the needs of our community:

Concept A: Gearhart Park Station, rank: 4

Concept B: Pacific Way Station (current location), rank: 3

Concept C: High Point Station, rank: 2

→ Concept D: OLD BARKING lot By WESTWIND LANDSCAPE 1 IS FOR SALE

5. Please provide detailed feedback on why you ranked the locations as you did and provide any other ideas or feedback you wish to help the process moving forward: \_\_\_\_\_

\_\_\_\_\_  
NONE  
 \_\_\_\_\_  
 \_\_\_\_\_

6. Regarding funding, are you supportive of a bond?      YES       NO
7. Regarding funding, would you like to see private donations\* to help cover costs?  
 YES       NO      \*If Yes, please provide name and contact information for anyone who may be interested, and the City will reach out.

**Thank you for your feedback! Your opinion is very important to this process.**  
**Disclaimer:** The results of this feedback form are for informational purposes only and do not constitute a vote of any kind. This feedback information will be provided to the city council and will result in a summary report available to the public. The city council may then choose to vote on putting a new station on a future ballot for a public vote of citizens, seek more information, or do nothing.

WJ  
 H/1

- 1. Are you a registered voter of Gearhart? YES NO
- 2. Are you own property in Gearhart? YES NO
- 3. Are you in support of a new Emergency Response & Resiliency Station in Gearhart? YES NO
- 4. Taking into account emergency preparedness, proximity to respond, cost, and other pertinent info presented, **please rank in order 1-3** (1 being the best location) which concept/location you believe would *best serve* the needs of our community:

Concept A: Gearhart Park Station, rank: N/A

Concept B: Pacific Way Station (current location), rank: 1

Concept C: High Point Station, rank: \_\_\_\_\_

5. Please provide detailed feedback on why you ranked the locations as you did and provide any other ideas or feedback you wish to help the process moving forward: \_\_\_\_\_  
Leave the park alone - tsunami zone is a terrible idea

- 6. Regarding funding, are you supportive of a bond? YES NO
  - 7. Regarding funding, would you like to see private donations\* to help cover costs? YES NO
- \*If Yes, please provide name and contact information for anyone who may be interested, and the City will reach out.

**Thank you for your feedback! Your opinion is very important to this process.**

**Disclaimer:** The results of this feedback form are for informational purposes only and do not constitute a vote of any kind. This feedback information will be provided to the city council and will result in a summary report available to the public. The city council may then choose to vote on putting a new station on a future ballot for a public vote of citizens, seek more information, or do nothing.

WF  
4/1

1. Are you a registered voter of Gearhart? YES  NO
2. Are you own property in Gearhart? YES  NO
3. Are you in support of a new Emergency Response & Resiliency Station in Gearhart? YES  NO
4. Taking into account emergency preparedness, proximity to respond, cost, and other pertinent info presented, **please rank in order 1-3** (1 being the best location) which concept/location you believe would *best serve* the needs of our community:

Concept A: Gearhart Park Station, rank: 3

Concept B: Pacific Way Station (current location), rank: 2

Concept C: High Point Station, rank: 1

5. Please provide detailed feedback on why you ranked the locations as you did and provide any other ideas or feedback you wish to help the process moving forward: \_\_\_\_\_

Concept C: highest ground makes most sense

Concept A: taking parkland is bad policy and should not be considered

6. Regarding funding, are you supportive of a bond? YES  NO
7. Regarding funding, would you like to see private donations\* to help cover costs? YES  NO

\*If Yes, please provide name and contact information for anyone who may be interested, and the City will reach out.

**Thank you for your feedback! Your opinion is very important to this process.**

**Disclaimer:** The results of this feedback form are for informational purposes only and do not constitute a vote of any kind. This feedback information will be provided to the city council and will result in a summary report available to the public. The city council may then choose to vote on putting a new station on a future ballot for a public vote of citizens, seek more information, or do nothing.

WLF  
3/12

1. Are you a registered voter of Gearhart?

YES

NO

2. Do you own property in Gearhart?

YES

NO

3. Are you in support of a new Emergency Response & Resiliency Building in Gearhart?  
YES  NO

4. Taking into account emergency preparedness, proximity to respond, cost, and other pertinent info presented, **please rank in order 1-3** (1 being the best location) which concept/location you believe would *best serve* the needs of our community:

Location A: Gearhart Park Station, rank: Not at all

Location B: Pacific Way Station (current location), rank: 1

Location C: High Point Station, rank: 2

5. Please provide detailed feedback on why you ranked the locations as you did and provide any other ideas or feedback you wish to help the process moving forward: \_\_\_\_\_

1) In a major tsunami event, no location will be safe, so ridiculous to spend the money now.  
2) The park needs to be preserved.

6. In regard to funding, are you supportive of a bond?

YES

NO

7. In regard to funding, would you like to see private donations\* to help cover costs?

YES

NO

*\*If Yes, please provide name and contact information for anyone who may be interested, and the City will reach out.*

**Thank you for your feedback! Your opinion is very important to this process.**

**Disclaimer:** The results of this feedback form are for informational purposes only and do not constitute a vote of any kind. This feedback information will be provided to the city council and will result in a summary report available to the public. The city council may then choose to vote on putting a new station on a future ballot for a public vote of citizens, seek more information, or do nothing.

Yes  
[Signature]

1. Are you a registered voter of Gearhart?      YES       NO
2. Are you own property in Gearhart?       YES      NO
3. Are you in support of a new Emergency Response & Resiliency Station in Gearhart?  
 YES      NO
4. Taking into account emergency preparedness, proximity to respond, cost, and other pertinent info presented, **please rank in order 1-3** (1 being the best location) which concept/location you believe would *best serve* the needs of our community:

Concept A: Gearhart Park Station, rank: \_\_\_\_\_

Concept B: Pacific Way Station (current location), rank:   1  

Concept C: High Point Station, rank: \_\_\_\_\_

5. Please provide detailed feedback on why you ranked the locations as you did and provide any other ideas or feedback you wish to help the process moving forward: \_\_\_\_\_

*There is only 1 choice for me. I believe firmly in community and a gathering place for all. The fire department has been a key place & without it where it is, would diminish that idea*

6. Regarding funding, are you supportive of a bond?       YES      NO      we need community
7. Regarding funding, would you like to see private donations\* to help cover costs?  
YES      NO      not sure

\*If Yes, please provide name and contact information for anyone who may be interested, and the City will reach out.

**Thank you for your feedback! Your opinion is very important to this process.**

**Disclaimer:** The results of this feedback form are for informational purposes only and do not constitute a vote of any kind. This feedback information will be provided to the city council and will result in a summary report available to the public. The city council may then choose to vote on putting a new station on a future ballot for a public vote of citizens, seek more information, or do nothing.

*WP  
1/21*

1. Are you a registered voter of Gearhart? YES NO

2. Are you own property in Gearhart? YES NO

3. Are you in support of a new Emergency Response & Resiliency Station in Gearhart? YES NO

*could be avoided? fire station, not need help with tsunami*

4. Taking into account emergency preparedness, proximity to respond, cost, and other pertinent info presented, **please rank in order 1-3** (1 being the best location) which concept/location you believe would *best serve* the needs of our community:

Concept A: Gearhart Park Station, rank: NEVER!

Concept B: Pacific Way Station (current location), rank: 2

Concept C: High Point Station, rank: 1

5. Please provide detailed feedback on why you ranked the locations as you did and provide any other ideas or feedback you wish to help the process moving forward:

*I am not sure what the 3 choices presented are the only ones. I have heard of possibilities north of the condos*

6. Regarding funding, are you supportive of a bond? YES NO

7. Regarding funding, would you like to see private donations\* to help cover costs?

YES NO

\*If Yes, please provide name and contact information for anyone who may be interested, and the City will reach out.

*Settle on location 1st*

**Thank you for your feedback! Your opinion is very important to this process.**

**Disclaimer:** The results of this feedback form are for informational purposes only and do not constitute a vote of any kind. This feedback information will be provided to the city council and will result in a summary report available to the public. The city council may then choose to vote on putting a new station on a future ballot for a public vote of citizens, seek more information, or do nothing.

*WF (K) 31*

1. Are you a registered voter of Gearhart? YES  NO
2. Are you own property in Gearhart?  YES NO
3. Are you in support of a new Emergency Response & Resiliency Station in Gearhart?  
 YES NO
4. Taking into account emergency preparedness, proximity to respond, cost, and other pertinent info presented, **please rank in order 1-3** (1 being the best location) which concept/location you believe would *best serve* the needs of our community:

Concept A: Gearhart Park Station, rank: 3

Concept B: Pacific Way Station (current location), rank: 2

Concept C: High Point Station, rank: 1

5. Please provide detailed feedback on why you ranked the locations as you did and provide any other ideas or feedback you wish to help the process moving forward: \_\_\_\_\_

BECAUSE HIGH POINT IS THE ONLY LOCATION  
ONE ABOVE THE FLOOD INSUR PATION ZONE  
AND ACCEPTABLE TO DOGAMI. IT IS THE ONLY  
LOCATION THAT MAKES ANY SENSE.

6. Regarding funding, are you supportive of a bond?  YES NO

7. Regarding funding, would you like to see private donations\* to help cover costs?  
 YES NO

\*If Yes, please provide name and contact information for anyone who may be interested, and the City will reach out.

PLEASE CONTACT ME TO PROVIDE LIST

**Thank you for your feedback! Your opinion is very important to this process.**

**Disclaimer:** The results of this feedback form are for informational purposes only and do not constitute a vote of any kind. This feedback information will be provided to the city council and will result in a summary report available to the public. The city council may then choose to vote on putting a new station on a future ballot for a public vote of citizens, seek more information, or do nothing.

WJ  
 21

1. Are you a registered voter of Gearhart? YES  NO

2. Do you own property in Gearhart? YES  NO

3. Are you in support of a new Emergency Response & Resiliency Building in Gearhart? YES  NO

4. Taking into account emergency preparedness, proximity to respond, cost, and other pertinent info presented, **please rank in order 1-3** (1 being the best location) which concept/location you believe would *best serve* the needs of our community:

Location A: Gearhart Park Station, rank: \_\_\_\_\_

Location B: Pacific Way Station (current location), rank: 2

Location C: High Point Station, rank: 1

5. Please provide detailed feedback on why you ranked the locations as you did and provide any other ideas or feedback you wish to help the process moving forward: \_\_\_\_\_

AGAINST EMERGENCY VEHICLES GOING TO CALLS THRU DOWNTOWN GEARHART - PEDESTRIANS - DOGS - BIKES - CHILDREN - SO NOT SAFE. NOT FOR PARKS (ANY PARK) TO BE DEVELOPED TO ANYTHING

6. In regard to funding, are you supportive of a bond? YES  NO

7. In regard to funding, would you like to see private donations\* to help cover costs?

YES

NO

*\*If Yes, please provide name and contact information for anyone who may be interested*

WJ

3

**Thank you for your feedback! You**

**Disclaimer:** The results of this feedback form are for your kind. This feedback information will be provided to the public. The city council may then choose to vote on whether to seek more information, or do nothing.

process. constitute a vote of any report available to the public vote of citizens,

WJ (K) 3/2



1. Are you a registered voter of Gearhart?      YES      (NO)
2. Do you own property in Gearhart?      (YES)      NO
3. Are you in support of a new Emergency Response & Resiliency Building in Gearhart?  
(YES)      NO
4. Taking into account emergency preparedness, proximity to respond, cost, and other pertinent info presented, **please rank in order 1-3** (1 being the best location) which concept/location you believe would *best serve* the needs of our community:

Location A: Gearhart Park Station, rank:   2  

Location B: Pacific Way Station (current location), rank:   3  

Location C: High Point Station, rank:   1  

5. Please provide detailed feedback on why you ranked the locations as you did and provide any other ideas or feedback you wish to help the process moving forward: *The main driver for a new building is response for a major earthquake and tsunami. High Point is the only location with virtually no risk of inundation, is in an already developed area, centrally located and accessible.*
6. In regard to funding, are you supportive of a bond?      (YES)      NO
7. In regard to funding, would you like to see private donations\* to help cover costs?

(YES)

NO

\*If Yes, please provide name and contact information for anyone who may be interested, and the City will reach out.

**Thank you for your feedback! Your opinion is very important to this process.**

**Disclaimer:** The results of this feedback form are for informational purposes only and do not constitute a vote of any kind. This feedback information will be provided to the city council and will result in a summary report available to the public. The city council may then choose to vote on putting a new station on a future ballot for a public vote of citizens, seek more information, or do nothing.

*WJ  
3/27*

1. Are you a registered voter of Gearhart? YES  NO REGISTERED IN TUN.
2. Do you own property in Gearhart?  YES NO
3. Are you in support of a new Emergency Response & Resiliency Building in Gearhart?  
 YES NO

4. Taking into account emergency preparedness, proximity to respond, cost, and other pertinent info presented, **please rank in order 1-3** (1 being the best location) which concept/location you believe would *best serve* the needs of our community:

Location A: Gearhart Park Station, rank: 3

Location B: Pacific Way Station (current location), rank: 2

Location C: High Point Station, rank: 4

5. Please provide detailed feedback on why you ranked the locations as you did and provide any other ideas or feedback you wish to help the process moving forward:

COST FACTOR BETWEEN LOCATION B & C IS MINIMAL AND LOCATION C OFFERS HIGHER ELEVATION LOCATION A - A VERY BAD IDEA!!!

6. In regard to funding, are you supportive of a bond?  YES NO

7. In regard to funding, would you like to see private donations\* to help cover costs?

YES NO *\*If Yes, please provide name and contact information for anyone who may be interested, and the City will reach out.*

**Thank you for your feedback! Your opinion is very important to this process.**

**Disclaimer:** The results of this feedback form are for informational purposes only and do not constitute a vote of any kind. This feedback information will be provided to the city council and will result in a summary report available to the public. The city council may then choose to vote on putting a new station on a future ballot for a public vote of citizens, seek more information, or do nothing.

WJ  
 3/2

1. Are you a registered voter of Gearhart? YES  NO

2. Are you <sup>a</sup> own<sup>er</sup> property in Gearhart?  YES NO

3. Are you in support of a new Emergency Response & Resiliency Station in Gearhart?  
 YES  NO

4. Taking into account emergency preparedness, proximity to respond, cost, and other pertinent info presented, **please rank in order 1-3** (1 being the best location) which concept/location you believe would *best serve* the needs of our community:

Concept A: Gearhart Park Station, rank: 3

Concept B: Pacific Way Station (current location), rank: 1

Concept C: High Point Station, rank: 2

5. Please provide detailed feedback on why you ranked the locations as you did and provide any other ideas or feedback you wish to help the process moving forward: \_\_\_\_\_

A) Only given space to see the ocean, given to Gearhart for recreation. No.  
B) Rebuild existing structure is a logical objective. Yes!  
C) Private property impact as regards from vibrations and noise

6. Regarding funding, are you supportive of a bond?  YES NO

7. Regarding funding, would you like to see private donations\* to help cover costs?  YES  NO  
*I find funding events!*  
*No sales tax! over cut out of the bag is recourse from future abuse.*  
\*If Yes, please provide name and contact information for anyone who may be interested, and the City will reach out.

**Thank you for your feedback! Your opinion is very important to this process.**

**Disclaimer:** The results of this feedback form are for informational purposes only and do not constitute a vote of any kind. This feedback information will be provided to the city council and will result in a summary report available to the public. The city council may then choose to vote on putting a new station on a future ballot for a public vote of citizens, seek more information, or do nothing.

WJ  
K  
2/11

1. Are you a registered voter of Gearhart? YES  NO
2. Are you own property in Gearhart? YES  NO
3. Are you in support of a new Emergency Response & Resiliency Station in Gearhart?  
YES  NO
4. Taking into account emergency preparedness, proximity to respond, cost, and other pertinent info presented, **please rank in order 1-3** (1 being the best location) which concept/location you believe would *best serve* the needs of our community:

Concept A: Gearhart Park Station, rank: 3

\* Concept B: Pacific Way Station (current location), rank: 1

Concept C: High Point Station, rank: 3

5. Please provide detailed feedback on why you ranked the locations as you did and provide any other ideas or feedback you wish to help the process moving forward: \_\_\_\_\_

MANY YEARS TO CURRENT LOCATION  
ARE NEEDED TO REMAIN THERE REGARDLESS  
OF COSTS AND A WAY TO KEEP THERE

6. Regarding funding, are you supportive of a bond? YES  NO

7. Regarding funding, would you like to see private donations\* to help cover costs?  
YES  NO

\*If Yes, please provide name and contact information for anyone who may be interested, and the City will reach out.

**Thank you for your feedback! Your opinion is very important to this process.**

**Disclaimer:** The results of this feedback form are for informational purposes only and do not constitute a vote of any kind. This feedback information will be provided to the city council and will result in a summary report available to the public. The city council may then choose to vote on putting a new station on a future ballot for a public vote of citizens, seek more information, or do nothing.

WJG  
3/1

1. Are you a registered voter of Gearhart? YES  NO
2. Are you own property in Gearhart?  YES NO
3. Are you in support of a new Emergency Response & Resiliency Station in Gearhart?  
 YES NO
4. Taking into account emergency preparedness, proximity to respond, cost, and other pertinent info presented, **please rank in order 1-3** (1 being the best location) which concept/location you believe would *best serve* the needs of our community:

Concept A: Gearhart Park Station, rank: #3

Concept B: Pacific Way Station (current location), rank: #1

Concept C: High Point Station, rank: #2

5. Please provide detailed feedback on why you ranked the locations as you did and provide any other ideas or feedback you wish to help the process moving forward: \_\_\_\_\_

I WANT TO PRESERVE THE PARK AS IT IS.

---



---

6. Regarding funding, are you supportive of a bond?  YES NO

7. Regarding funding, would you like to see private donations\* to help cover costs?

YES NO

\*If Yes, please provide name and contact information for anyone who may be interested, and the City will reach out.

---

**Thank you for your feedback! Your opinion is very important to this process.**

**Disclaimer:** The results of this feedback form are for informational purposes only and do not constitute a vote of any kind. This feedback information will be provided to the city council and will result in a summary report available to the public. The city council may then choose to vote on putting a new station on a future ballot for a public vote of citizens, seek more information, or do nothing.

WJ  
  
 4/1

1. Are you a registered voter of Gearhart? YES  NO
2. Are you own property in Gearhart?  YES NO
3. Are you in support of a new Emergency Response & Resiliency Station in Gearhart?  
 YES NO

4. Taking into account emergency preparedness, proximity to respond, cost, and other pertinent info presented, **please rank in order 1-3** (1 being the best location) which concept/location you believe would *best serve* the needs of our community:

Concept A: Gearhart Park Station, rank: 3

Concept B: Pacific Way Station (current location), rank: 2 (Wife vote) 1 (husband) *Vote for 2*

Concept C: High Point Station, rank: 1 (Wife vote) 2 (husband) *Vote for 1*

5. Please provide detailed feedback on why you ranked the locations as you did and provide any other ideas or feedback you wish to help the process moving forward: \_\_\_\_\_

Concern about flooding, close to population/volunteers for Rank 1 & 2  
High Point Resiliency excellent for flood from any event.

6. Regarding funding, are you supportive of a bond?  YES NO
7. Regarding funding, would you like to see private donations\* to help cover costs?  
 YES NO

\*If Yes, please provide name and contact information for anyone who may be interested, and the City will reach out.

**Thank you for your feedback! Your opinion is very important to this process.**

**Disclaimer:** The results of this feedback form are for informational purposes only and do not constitute a vote of any kind. This feedback information will be provided to the city council and will result in a summary report available to the public. The city council may then choose to vote on putting a new station on a future ballot for a public vote of citizens, seek more information, or do nothing.

MF (K) 3/22

1. Are you a registered voter of Gearhart?  YES  NO (IN THE FUTURE! WE WILL BE RESIDENCE OF GEARHART)
2. Are you own property in Gearhart?  YES  NO
3. Are you in support of a new Emergency Response & Resiliency Station in Gearhart?  
 YES  NO  WE FEEL EITHER USE PRESENT LAND ADD / OR TEAM UP WITH SEASIDE FIRE STATION
4. Taking into account emergency preparedness, proximity to respond, cost, and other OUTSIDE pertinent info presented, **please rank in order 1-3** (1 being the best location) which GEARHART concept/location you believe would *best serve* the needs of our community:

Concept A: Gearhart Park Station, rank: 3 (No)

Concept B: Pacific Way Station (current location), rank: 1

Concept C: High Point Station, rank: 3 (No)

5. Please provide detailed feedback on why you ranked the locations as you did and provide any other ideas or feedback you wish to help the process moving forward: WE THINK THE SIZE OF THE NEW BUILDING IS FAR LARGER THAN IS DEEDED. BACK TO THE DRAWING BOARD!

6. Regarding funding, are you supportive of a bond?  YES  NO
7. Regarding funding, would you like to see private donations\* to help cover costs?  
 YES  NO  
\*If Yes, please provide name and contact information for anyone who may be interested, and the City will reach out.

**Thank you for your feedback! Your opinion is very important to this process.**

**Disclaimer:** The results of this feedback form are for informational purposes only and do not constitute a vote of any kind. This feedback information will be provided to the city council and will result in a summary report available to the public. The city council may then choose to vote on putting a new station on a future ballot for a public vote of citizens, seek more information, or do nothing.

WF (K)  
3/21

- 1. Are you a registered voter of Gearhart?      YES       NO
- 2. Are you own property in Gearhart?       YES      NO
- 3. Are you in support of a new Emergency Response & Resiliency Station in Gearhart?  
YES       NO
- 4. Taking into account emergency preparedness, proximity to respond, cost, and other pertinent info presented, **please rank in order 1-3** (1 being the best location) which concept/location you believe would *best serve* the needs of our community:

Concept A: Gearhart Park Station, rank: \_\_\_\_\_

Concept B: Pacific Way Station (current location), rank:   1  

Concept C: High Point Station, rank: \_\_\_\_\_

5. Please provide detailed feedback on why you ranked the locations as you did and provide any other ideas or feedback you wish to help the process moving forward: \_\_\_\_\_

\_\_\_\_\_

\_\_\_\_\_

- 6. Regarding funding, are you supportive of a bond?       YES      NO
  - 7. Regarding funding, would you like to see private donations\* to help cover costs?  
 YES      NO
- \*If Yes, please provide name and contact information for anyone who may be interested, and the City will reach out.
- \_\_\_\_\_

**Thank you for your feedback! Your opinion is very important to this process.**

**Disclaimer:** The results of this feedback form are for informational purposes only and do not constitute a vote of any kind. This feedback information will be provided to the city council and will result in a summary report available to the public. The city council may then choose to vote on putting a new station on a future ballot for a public vote of citizens, seek more information, or do nothing.

WJVO  
2/25



1. Are you a registered voter of Gearhart?      YES       NO
2. Are you own property in Gearhart?       YES      NO
3. Are you in support of a new Emergency Response & Resiliency Station in Gearhart?  
 YES      NO
4. Taking into account emergency preparedness, proximity to respond, cost, and other pertinent info presented, **please rank in order 1-3** (1 being the best location) which concept/location you believe would *best serve* the needs of our community:
 

Concept A: Gearhart Park Station, rank: 3

Concept B: Pacific Way Station (current location), rank: 2

Concept C: High Point Station, rank: 1
5. Please provide detailed feedback on why you ranked the locations as you did and provide any other ideas or feedback you wish to help the process moving forward: \_\_\_\_\_  
 \_\_\_\_\_  
 \_\_\_\_\_
6. Regarding funding, are you supportive of a bond?       YES      NO
7. Regarding funding, would you like to see private donations\* to help cover costs?  
 YES       NO      \*If Yes, please provide name and contact information for anyone who may be interested, and the City will reach out.

**Thank you for your feedback! Your opinion is very important to this process.**

**Disclaimer:** The results of this feedback form are for informational purposes only and do not constitute a vote of any kind. This feedback information will be provided to the city council and will result in a summary report available to the public. The city council may then choose to vote on putting a new station on a future ballot for a public vote of citizens, seek more information, or do nothing.

WF   
2/25

1. Are you a registered voter of Gearhart? YES  NO
2. Are you own property in Gearhart?  YES NO
3. Are you in support of a new Emergency Response & Resiliency Station in Gearhart?  
YES  NO
4. Taking into account emergency preparedness, proximity to respond, cost, and other pertinent info presented, **please rank in order 1-3** (1 being the best location) which concept/location you believe would *best serve* the needs of our community:

Concept A: Gearhart Park Station, rank: 3

Concept B: Pacific Way Station (current location), rank: 2

Concept C: High Point Station, rank: 1

5. Please provide detailed feedback on why you ranked the locations as you did and provide any other ideas or feedback you wish to help the process moving forward: \_\_\_\_\_
- \_\_\_\_\_
- \_\_\_\_\_
- \_\_\_\_\_

6. Regarding funding, are you supportive of a bond?  YES NO

7. Regarding funding, would you like to see private donations\* to help cover costs?

YES

NO

*\*If Yes, please provide name and contact information for anyone who may be interested, and the City will reach out.*

\_\_\_\_\_

**Thank you for your feedback! Your opinion is very important to this process.**

**Disclaimer:** The results of this feedback form are for informational purposes only and do not constitute a vote of any kind. This feedback information will be provided to the city council and will result in a summary report available to the public. The city council may then choose to vote on putting a new station on a future ballot for a public vote of citizens, seek more information, or do nothing.

WF  
  
 2/2

1. Are you a registered voter of Gearhart? YES  NO
2. Are you own property in Gearhart?  YES NO
3. Are you in support of a new Emergency Response & Resiliency Station in Gearhart?  
YES  NO
4. Taking into account emergency preparedness, proximity to respond, cost, and other pertinent info presented, **please rank in order 1-3** (1 being the best location) which concept/location you believe would *best serve* the needs of our community:

Concept A: Gearhart Park Station, rank: \_\_\_\_\_

Concept B: Pacific Way Station (current location), rank: 1

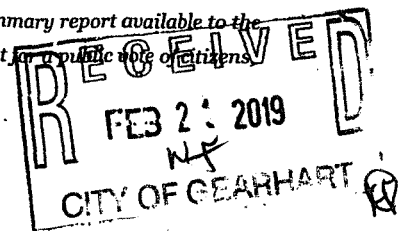
Concept C: High Point Station, rank: \_\_\_\_\_

5. Please provide detailed feedback on why you ranked the locations as you did and provide any other ideas or feedback you wish to help the process moving forward: \_\_\_\_\_
- \_\_\_\_\_
- \_\_\_\_\_

6. Regarding funding, are you supportive of a bond? YES  NO
7. Regarding funding, would you like to see private donations\* to help cover costs?  
YES  NO
- \*If Yes, please provide name and contact information for anyone who may be interested, and the City will reach out.*
- \_\_\_\_\_

**Thank you for your feedback! Your opinion is very important to this process.**

**Disclaimer:** The results of this feedback form are for informational purposes only and do not constitute a vote of any kind. This feedback information will be provided to the city council and will result in a summary report available to the public. The city council may then choose to vote on putting a new station on a future ballot for a public vote or citizens seek more information, or do nothing.



- 1. Are you a registered voter of Gearhart?      YES      NO
- 2. Are you own property in Gearhart?      YES      NO
- 3. Are you in support of a new Emergency Response & Resiliency Station in Gearhart?  
     YES      NO
- 4. Taking into account emergency preparedness, proximity to respond, cost, and other pertinent info presented, **please rank in order 1-3** (1 being the best location) which concept/location you believe would *best serve* the needs of our community:

*Where are these places?*

- ? Concept A: Gearhart Park Station, rank: \_\_\_\_\_
- Concept B: Pacific Way Station (current location), rank: 1
- ? Concept C: High Point Station, rank: \_\_\_\_\_

5. Please provide detailed feedback on why you ranked the locations as you did and provide any other ideas or feedback you wish to help the process moving forward: proximity

---




---



---

- 6. Regarding funding, are you supportive of a bond?      YES      NO
  - 7. Regarding funding, would you like to see private donations\* to help cover costs?  
     YES      NO      *\*If Yes, please provide name and contact information for anyone who may be interested, and the City will reach out.*
- 

**Thank you for your feedback! Your opinion is very important to this process.**  
**Disclaimer:** The results of this feedback form are for informational purposes only and do not constitute a vote of any kind. This feedback information will be provided to the city council and will result in a summary report available to the public. The city council may then choose to vote on putting a new station on a future ballot for a public vote (citizens) seek more information, or do nothing.



1. Are you a registered voter of Gearhart? YES  NO
2. Are you own property in Gearhart?  YES NO
3. Are you in support of a new Emergency Response & Resiliency Station in Gearhart?  
 YES NO
4. Taking into account emergency preparedness, proximity to respond, cost, and other pertinent info presented, **please rank in order 1-3** (1 being the best location) which concept/location you believe would *best serve* the needs of our community:

Concept A: Gearhart Park Station, rank: NO!

Concept B: Pacific Way Station (current location), rank: 1

Concept C: High Point Station, rank: NO!

5. Please provide detailed feedback on why you ranked the locations as you did and provide any other ideas or feedback you wish to help the process moving forward: \_\_\_\_\_

KEEP THE STATION WHERE IT IS AND  
BUILD A COST-EFFECTIVE NEW STATION FOR FIRE  
EMERGENCY. STOP CONSIDERING DOOMSDAY SCENARIOS  
THAT INVOLVE AN EARTHQUAKE & TSUNAMI.

6. Regarding funding, are you supportive of a bond? YES  NO

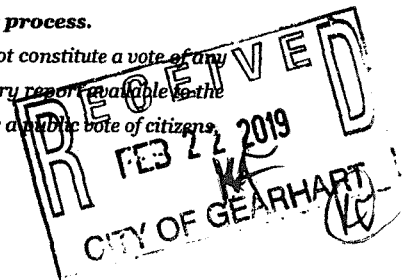
7. Regarding funding, would you like to see private donations\* to help cover costs?

YES NO

\*If Yes, please provide name and contact information for anyone who may be interested, and the City will reach out.

**Thank you for your feedback! Your opinion is very important to this process.**

**Disclaimer:** The results of this feedback form are for informational purposes only and do not constitute a vote of any kind. This feedback information will be provided to the city council and will result in a summary report available to the public. The city council may then choose to vote on putting a new station on a future ballot for a public vote of citizens, seek more information, or do nothing.



1. Are you a registered voter of Gearhart? YES  NO
2. Are you own property in Gearhart? YES  NO
3. Are you in support of a new Emergency Response & Resiliency Station in Gearhart?  
YES  NO
4. Taking into account emergency preparedness, proximity to respond, cost, and other pertinent info presented, **please rank in order 1-3** (1 being the best location) which concept/location you believe would *best serve* the needs of our community:

Concept A: Gearhart Park Station, rank: \_\_\_\_\_

Concept B: Pacific Way Station (current location), rank: X

Concept C: High Point Station, rank: \_\_\_\_\_

5. Please provide detailed feedback on why you ranked the locations as you did and provide any other ideas or feedback you wish to help the process moving forward: I


believe it is in a great location, right in  
the center of Gearhart? I didn't hear  
we are having a problem with its location

6. Regarding funding, are you supportive of a bond? YES  NO
7. Regarding funding, would you like to see private donations\* to help cover costs?  
YES  NO

*\*If Yes, please provide name and contact information for anyone who may be interested, and the City will reach out.*

**Thank you for your feedback! Your opinion is very important to this process.**

**Disclaimer:** The results of this feedback form are for informational purposes only and do not constitute a vote of any kind. This feedback information will be provided to the city council and will result in a summary report available to the public. The city council may then choose to vote on putting a new station on a future ballot for a public vote of citizens. seek more information, or do nothing.



1. Are you a registered voter of Gearhart? YES  NO
2. Are you own property in Gearhart? YES  NO
3. Are you in support of a new Emergency Response & Resiliency Station in Gearhart?  
YES  NO

4. Taking into account emergency preparedness, proximity to respond, cost, and other pertinent info presented, **please rank in order 1-3** (1 being the best location) which concept/location you believe would *best serve* the needs of our community:

Concept A: Gearhart Park Station, rank: 3

Concept B: Pacific Way Station (current location), rank: 2

Concept C: High Point Station, rank: 1

5. Please provide detailed feedback on why you ranked the locations as you did and provide any other ideas or feedback you wish to help the process moving forward: High Point location offers the most protected site. The park needs to be preserved.

6. Regarding funding, are you supportive of a bond? YES  NO

7. Regarding funding, would you like to see private donations\* to help cover costs?


YES

NO

*\*If Yes, please provide name and contact information for anyone who may be interested, and the City will reach out.*

**Thank you for your feedback! Your opinion is very important to this process.**

**Disclaimer:** The results of this feedback form are for informational purposes only and do not constitute a vote of any kind. This feedback information will be provided to the city council and will result in a summary report available to the public. The city council may then choose to vote on putting a new station on a future ballot for a public vote of citizens, seek more information, or do nothing.



1. Are you a registered voter of Gearhart? YES  NO
2. Are you own property in Gearhart?  YES NO
3. Are you in support of a new Emergency Response & Resiliency Station in Gearhart?  
 YES NO
4. Taking into account emergency preparedness, proximity to respond, cost, and other pertinent info presented, **please rank in order 1-3** (1 being the best location) which concept/location you believe would *best serve* the needs of our community:

Concept A: Gearhart Park Station, rank: 3

Concept B: Pacific Way Station (current location), rank: 1


Concept C: High Point Station, rank: 2

5. Please provide detailed feedback on why you ranked the locations as you did and provide any other ideas or feedback you wish to help the process moving forward: \_\_\_\_\_  
If we have a Tsunami we will have some warning. Can we move the tracks to the appropriate high ground given estimated tsunami size??

6. Regarding funding, are you supportive of a bond?  YES NO
7. Regarding funding, would you like to see private donations\* to help cover costs?  
 YES  NO  
\*If Yes, please provide name and contact information for anyone who may be interested, and the City will reach out.

**Thank you for your feedback! Your opinion is very important to this process.**

**Disclaimer:** The results of this feedback form are for informational purposes only and do not constitute a vote of any kind. This feedback information will be provided to the city council and will result in a summary report available to the public. The city council may then choose to vote on putting a new station on a future ballot for a public vote of citizens, seek more information, or do nothing.





1. Are you a registered voter of Gearhart? YES  NO
2. Are you own property in Gearhart? YES  NO
3. Are you in support of a new Emergency Response & Resiliency Station in Gearhart?  
YES  NO
4. Taking into account emergency preparedness, proximity to respond, cost, and other pertinent info presented, **please rank in order 1-3** (1 being the best location) which concept/location you believe would *best serve* the needs of our community:

Concept A: Gearhart Park Station, rank: 2

Concept B: Pacific Way Station (current location), rank: 1

Concept C: High Point Station, rank: 3

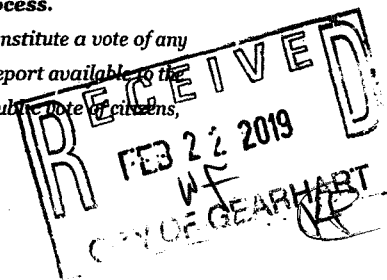
5. Please provide detailed feedback on why you ranked the locations as you did and provide any other ideas or feedback you wish to help the process moving forward: #3 - TOO EXPENSIVE  
#2 - should not change zoning, #1 - All About how structure is built.  
Could Trucks BE PARKED on top of building w/ ramp coming down  
from roof? like parking structures? THEN have Bldg posts sit on  
rockers as they do in JAPAN.
6. Regarding funding, are you supportive of a bond? YES  NO
7. Regarding funding, would you like to see private donations\* to help cover costs?  
YES  NO
- \*If Yes, please provide name and contact information for anyone who may be interested, and the City will reach out.

*put Yes*

ARE there any Federal monies/grants available?

**Thank you for your feedback! Your opinion is very important to this process.**

**Disclaimer:** The results of this feedback form are for informational purposes only and do not constitute a vote of any kind. This feedback information will be provided to the city council and will result in a summary report available to the public. The city council may then choose to vote on putting a new station on a future ballot for a public vote by citizens, seek more information, or do nothing.



1. Are you a registered voter of Gearhart?  YES  NO

2. Are you own property in Gearhart?  YES  NO

3. Are you in support of a new Emergency Response & Resiliency Station in Gearhart?  
 YES  NO

4. Taking into account emergency preparedness, proximity to respond, cost, and other pertinent info presented, **please rank in order 1-3** (1 being the best location) which concept/location you believe would *best serve* the needs of our community:

Concept A: Gearhart Park Station, rank: 3

Concept B: Pacific Way Station (current location), rank: 2

Concept C: High Point Station, rank: 1

5. Please provide detailed feedback on why you ranked the locations as you did and provide any other ideas or feedback you wish to help the process moving forward:

High point uses the highest ground  
while saving the park that residents  
of visitors use & value.

6. Regarding funding, are you supportive of a bond?  YES  NO

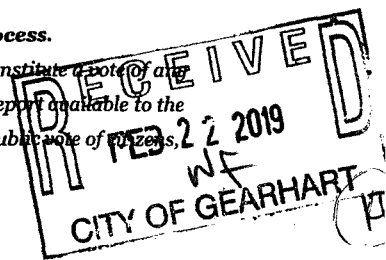
7. Regarding funding, would you like to see private donations\* to help cover costs?

YES  NO

*\*If Yes, please provide name and contact information for anyone who may be interested, and the City will reach out.*

**Thank you for your feedback! Your opinion is very important to this process.**

**Disclaimer:** The results of this feedback form are for informational purposes only and do not constitute a vote of any kind. This feedback information will be provided to the city council and will result in a summary report available to the public. The city council may then choose to vote on putting a new station on a future ballot for a public vote of citizens, seek more information, or do nothing.



1. Are you a registered voter of Gearhart? YES  NO

2. ~~Are~~<sup>Do</sup> you own property in Gearhart?  YES NO

3. Are you in support of a new Emergency Response & Resiliency Station in Gearhart?  
 YES NO

4. Taking into account emergency preparedness, proximity to respond, cost, and other pertinent info presented, **please rank in order 1-3** (1 being the best location) which concept/location you believe would *best serve* the needs of our community:

Concept A: Gearhart Park Station, rank: 2

Concept B: Pacific Way Station (current location), rank: 1

Concept C: High Point Station, rank: 3

5. Please provide detailed feedback on why you ranked the locations as you did and provide any other ideas or feedback you wish to help the process moving forward:


We need to maintain a central community feel.

6. Regarding funding, are you supportive of a bond?  YES NO

7. Regarding funding, would you like to see private donations\* to help cover costs?  
 YES NO  
\*If Yes, please provide name and contact information for anyone who may be interested, and the City will reach out.

**Thank you for your feedback! Your opinion is very important to this process.**

**Disclaimer:** The results of this feedback form are for informational purposes only and do not constitute a vote of any kind. This feedback information will be provided to the city council and will result in a summary report available to the public. The city council may then choose to vote on putting a new station on a future ballot for a public vote of citizens seek more information, or do nothing.



1. Are you a registered voter of Gearhart? YES  NO
2. Are you own property in Gearhart? YES  NO
3. Are you in support of a new Emergency Response & Resiliency Station in Gearhart? YES  NO

4. Taking into account emergency preparedness, proximity to respond, cost, and other pertinent info presented, **please rank in order 1-3** (1 being the best location) which concept/location you believe would *best serve* the needs of our community:

Concept A: Gearhart Park Station, rank: 3

Concept B: Pacific Way Station (current location), rank: 1


Concept C: High Point Station, rank: 2

5. Please provide detailed feedback on why you ranked the locations as you did and provide any other ideas or feedback you wish to help the process moving forward: \_\_\_\_\_  
 \_\_\_\_\_  
 \_\_\_\_\_

6. Regarding funding, are you supportive of a bond? YES  NO

7. Regarding funding, would you like to see private donations\* to help cover costs? YES  NO   
 \*If Yes, please provide name and contact information for anyone who may be interested, and the City will reach out.

**Thank you for your feedback! Your opinion is very important to this process.**  
**Disclaimer:** The results of this feedback form are for informational purposes only and do not constitute a vote of any kind. This feedback information will be provided to the city council and will result in a summary report available to the public. The city council may then choose to vote on putting a new station on a future ballot for a public vote of citizens. seek more information, or do nothing.



- 1. Are you a registered voter of Gearhart? YES  NO
- 2. Are you own property in Gearhart?  YES NO
- 3. Are you in support of a new Emergency Response & Resiliency Station in Gearhart?  YES NO
- 4. Taking into account emergency preparedness, proximity to respond, cost, and other pertinent info presented, **please rank in order 1-3** (1 being the best location) which concept/location you believe would *best serve* the needs of our community:

Concept A: Gearhart Park Station, rank: 2

Concept B: Pacific Way Station (current location), rank: 3

Concept C: High Point Station, rank: 1

- 5. Please provide detailed feedback on why you ranked the locations as you did and provide any other ideas or feedback you wish to help the process moving forward: \_\_\_\_\_

The park was/is always intended to be an open space. It is morally/ethically wrong to change the donors intent

- 6. Regarding funding, are you supportive of a bond?  YES  NO *depending on details*
- 7. Regarding ~~funding~~, would you like to see private donations\* to help cover costs? YES  NO

\*If Yes, please provide name and contact information for anyone who may be interested, and the City will reach out.

**Thank you for your feedback! Your opinion is very important to this process.**

**Disclaimer:** The results of this feedback form are for informational purposes only and do not constitute a vote of any kind. This feedback information will be provided to the city council and will result in a summary report available to the public. The city council may then choose to vote on putting a new station on a future ballot for a public vote of citizens, seek more information, or do nothing.

NF (K) 2/21

- 
1. Are you a registered voter of Gearhart? YES  NO
  2. Are you own property in Gearhart?  YES NO
  3. Are you in support of a new Emergency Response & Resiliency Station in Gearhart?  
 YES NO
  4. Taking into account emergency preparedness, proximity to respond, cost, and other pertinent info presented, **please rank in order 1-3** (1 being the best location) which concept/location you believe would *best serve* the needs of our community:

Concept A: Gearhart Park Station, rank: 3

Concept B: Pacific Way Station (current location), rank: 2

Concept C: High Point Station, rank: 1

5. Please provide detailed feedback on why you ranked the locations as you did and provide any other ideas or feedback you wish to help the process moving forward: \_\_\_\_\_

X ELEVATION ; DISTANCE FROM BEACH. EFFECT ON SUMMER TRAFFIC.

6. Regarding funding, are you supportive of a bond?  YES NO

7. Regarding funding, would you like to see private donations\* to help cover costs?

YES NO

*\*If Yes, please provide name and contact information for anyone who may be interested, and the City will reach out.*

**Thank you for your feedback! Your opinion is very important to this process.**

**Disclaimer:** The results of this feedback form are for informational purposes only and do not constitute a vote of any kind. This feedback information will be provided to the city council and will result in a summary report available to the public. The city council may then choose to vote on putting a new station on a future ballot for a public vote of citizens, seek more information, or do nothing.

WJ  
  
2/26

1. Are you a registered voter of Gearhart? YES  NO
2. Are you own property in Gearhart?  YES NO
3. Are you in support of a new Emergency Response & Resiliency Station in Gearhart?  
 YES  NO
4. Taking into account emergency preparedness, proximity to respond, cost, and other pertinent info presented, **please rank in order 1-3** (1 being the best location) which concept/location you believe would *best serve* the needs of our community:

Concept A: Gearhart Park Station, rank: 2

Concept B: Pacific Way Station (current location), rank: 1

Concept C: High Point Station, rank: 3

5. Please provide detailed feedback on why you ranked the locations as you did and provide any other ideas or feedback you wish to help the process moving forward: \_\_\_\_\_

Let's keep this close! In Gearhart proper is best, especially in existing location, to possibly keep costs down.

6. Regarding funding, are you supportive of a bond?  YES NO

7. Regarding funding, would you like to see private donations\* to help cover costs?

YES

NO

\*If Yes, please provide name and contact information for anyone who may be interested, and the City will reach out.

**Thank you for your feedback! Your opinion is very important to this process.**

**Disclaimer:** The results of this feedback form are for informational purposes only and do not constitute a vote of any kind. This feedback information will be provided to the city council and will result in a summary report available to the public. The city council may then choose to vote on putting a new station on a future ballot for a public vote of citizens, seek more information, or do nothing.

MS  
  
 2/26

EMERGENCY

1. Are you a registered voter of Gearhart? YES  NO
2. Are you own property in Gearhart?  YES NO
3. Are you in support of a new Emergency Response & Resiliency Station in Gearhart?  
YES  NO
4. Taking into account emergency preparedness, proximity to respond, cost, and other pertinent info presented, **please rank in order 1-3** (1 being the best location) which concept/location you believe would *best serve* the needs of our community:

Concept A: Gearhart Park Station, rank: 3

Concept B: Pacific Way Station (current location), rank: 1

Concept C: High Point Station, rank: 2

5. Please provide detailed feedback on why you ranked the locations as you did and provide any other ideas or feedback you wish to help the process moving forward: The

1. Current location is centrally located -  
easy access to all Gearhart locations -

2. - How about tsunami danger?

6. Regarding funding, are you supportive of a bond? YES  NO
7. Regarding funding, would you like to see private donations\* to help cover costs?  
YES  NO

\*If Yes, please provide name and contact information for anyone who may be interested, and the City will reach out.

**Thank you for your feedback! Your opinion is very important to this process.**

**Disclaimer:** The results of this feedback form are for informational purposes only and do not constitute a vote of any kind. This feedback information will be provided to the city council and will result in a summary report available to the public. The city council may then choose to vote on putting a new station on a future ballot for a public vote of citizens, seek more information, or do nothing.

MS   
2/26



1. Are you a registered voter of Gearhart? YES  NO
2. Are you own property in Gearhart?  YES NO
3. Are you in support of a new Emergency Response & Resiliency Station in Gearhart?  
 YES  NO
4. Taking into account emergency preparedness, proximity to respond, cost, and other pertinent info presented, **please rank in order 1-3** (1 being the best location) which concept/location you believe would *best serve* the needs of our community:

Concept A: Gearhart Park Station, rank: 3

Concept B: Pacific Way Station (current location), rank: 1

Concept C: High Point Station, rank: 2

5. Please provide detailed feedback on why you ranked the locations as you did and provide any other ideas or feedback you wish to help the process moving forward: I am against placing it in the park, it is too good property for the station.

6. Regarding funding, are you supportive of a bond?  YES NO

7. Regarding funding, would you like to see private donations\* to help cover costs?  
 YES  NO

\*If Yes, please provide name and contact information for anyone who may be interested, and the City will reach out.

**Thank you for your feedback! Your opinion is very important to this process.**

**Disclaimer:** The results of this feedback form are for informational purposes only and do not constitute a vote of any kind. This feedback information will be provided to the city council and will result in a summary report available to the public. The city council may then choose to vote on putting a new station on a future ballot for a public vote of citizens, seek more information, or do nothing.

WS  
 YES  
 2/26

1. Are you a registered voter of Gearhart? YES  NO
2. Are you own property in Gearhart? YES  NO
3. Are you in support of a new Emergency Response & Resiliency Station in Gearhart?  
YES  NO
4. Taking into account emergency preparedness, proximity to respond, cost, and other pertinent info presented, **please rank in order 1-3** (1 being the best location) which concept/location you believe would *best serve* the needs of our community:

Concept A: Gearhart Park Station, rank: not at all

Concept B: Pacific Way Station (current location), rank: 2

Concept C: High Point Station, rank: 1

5. Please provide detailed feedback on why you ranked the locations as you did and provide any other ideas or feedback you wish to help the process moving forward: \_\_\_\_\_

We do not want to see the park  
used as a location. High point is  
best elevation vs. current location.

6. Regarding funding, are you supportive of a bond? YES  NO

7. Regarding funding, would you like to see private donations\* to help cover costs?

YES  NO

*\*If Yes, please provide name and contact information for anyone who may be interested, and the City will reach out.*

**Thank you for your feedback! Your opinion is very important to this process.**

**Disclaimer:** The results of this feedback form are for informational purposes only and do not constitute a vote of any kind. This feedback information will be provided to the city council and will result in a summary report available to the public. The city council may then choose to vote on putting a new station on a future ballot for a public vote of citizens, seek more information, or do nothing.

WJ   
2/24

1. Are you a registered voter of Gearhart? YES  NO
2. Are you own property in Gearhart?  YES NO
3. Are you in support of a new Emergency Response & Resiliency Station in Gearhart?  
 YES NO

4. Taking into account emergency preparedness, proximity to respond, cost, and other pertinent info presented, **please rank in order 1-3** (1 being the best location) which concept/location you believe would *best serve* the needs of our community:

Concept A: Gearhart Park Station, rank: 2

Concept B: Pacific Way Station (current location), rank: 1

Concept C: High Point Station, rank: 3

5. Please provide detailed feedback on why you ranked the locations as you did and provide any other ideas or feedback you wish to help the process <sup>and familiar</sup> moving forward:

The current location is central & logical / although low in elevation.  
I like the Gearhart Park location but I find it hard to believe  
that it would survive a Tsunami.

6. Regarding funding, are you supportive of a bond?  YES NO

7. Regarding funding, would you like to see private donations\* to help cover costs?  
 YES NO

\*If Yes, please provide name and contact information for anyone who may be interested, and the City will reach out.

**Thank you for your feedback! Your opinion is very important to this process.**  
**Disclaimer:** The results of this feedback form are for informational purposes only and do not constitute a vote of any kind. This feedback information will be provided to the city council and will result in a summary report available to the public. The city council may then choose to vote on putting a new station on a future ballot for a public vote of citizens, seek more information, or do nothing.

WJL  
2/2

1. Are you a registered voter of Gearhart? YES  NO
2. Are you own property in Gearhart?  YES NO
3. Are you in support of a new Emergency Response & Resiliency Station in Gearhart?  
 YES NO
4. Taking into account emergency preparedness, proximity to respond, cost, and other pertinent info presented, **please rank in order 1-3** (1 being the best location) which concept/location you believe would *best serve* the needs of our community:

Concept A: Gearhart Park Station, rank: 2

Concept B: Pacific Way Station (current location), rank: 3

Concept C: High Point Station, rank: 1

5. Please provide detailed feedback on why you ranked the locations as you did and provide any other ideas or feedback you wish to help the process moving forward: \_\_\_\_\_

High Point, give its elevation, seems most likely to survive high water mark and is also near an existing emergency gathering point.

6. Regarding funding, are you supportive of a bond?  YES NO

7. Regarding funding, would you like to see private donations\* to help cover costs?

YES NO

*\*If Yes, please provide name and contact information for anyone who may be interested, and the City will reach out.*

**Thank you for your feedback! Your opinion is very important to this process.**

**Disclaimer:** The results of this feedback form are for informational purposes only and do not constitute a vote of any kind. This feedback information will be provided to the city council and will result in a summary report available to the public. The city council may then choose to vote on putting a new station on a future ballot for a public vote of citizens, seek more information, or do nothing.

WF  3/2

1. Are you a registered voter of Gearhart? YES  NO

2. Do you own property in Gearhart? YES  NO

3. Are you in support of a new Emergency Response & Resiliency Building in Gearhart? YES  NO

4. Taking into account emergency preparedness, proximity to respond, cost, and other pertinent info presented, **please rank in order 1-3** (1 being the best location) which concept/location you believe would *best serve* the needs of our community:

Location A: Gearhart Park Station, rank: ~~1~~ 1

Location B: Pacific Way Station (current location), rank: ~~2~~ 3

Location C: High Point Station, rank: ~~3~~ 2

JE  
WF 3/14 (K)

5. Please provide detailed feedback on why you ranked the locations as you did and provide any other ideas or feedback you wish to help the process moving forward: ~~High Point too expensive. Would like to keep park as is~~

6. In regard to funding, are you supportive of a bond? YES  NO

7. In regard to funding, would you like to see private donations\* to help cover costs?

YES  NO *\*If Yes, please provide name and contact information for anyone who may be interested, and the City will reach out.*

See above

**Thank you for your feedback! Your opinion is very important to this process.**

**Disclaimer:** The results of this feedback form are for informational purposes only and do not constitute a vote of any kind. This feedback information will be provided to the city council and will result in a summary report available to the public. The city council may then choose to vote on putting a new station on a future ballot for a public vote of citizens, seek more information, or do nothing.

WF (K)  
3/8

EMAIL: \_\_\_\_\_

BEST PHONE# \_\_\_\_\_

1. Are you a registered voter of Gearhart?      YES       NO
2. Are you own property in Gearhart?       YES      NO
3. Are you in support of a new Emergency Response & Resiliency Station in Gearhart?  
YES       NO
4. Taking into account emergency preparedness, proximity to respond, cost, and other pertinent info presented, **please rank in order 1-3** (1 being the best location) which concept/location you believe would *best serve* the needs of our community:

Concept A: Gearhart Park Station, rank: 2

Concept B: Pacific Way Station (current location), rank: 1

Concept C: High Point Station, rank: 3

5. Please provide detailed feedback on why you ranked the locations as you did and provide any other ideas or feedback you wish to help the process moving forward: \_\_\_\_\_


I like the current location

6. Regarding funding, are you supportive of a bond?      YES       NO
7. Regarding funding, would you like to see private donations\* to help cover costs?  
 YES      NO

\*If Yes, please provide name and contact information for anyone who may be interested, and the City will reach out.

**Thank you for your feedback! Your opinion is very important to this process.**

**Disclaimer:** The results of this feedback form are for informational purposes only and do not constitute a vote of any kind. This feedback information will be provided to the city council and will result in a summary report available to the public. The city council may then choose to vote on putting a new station on a future ballot for a public vote. If you seek more information, or do nothing.



20 chyd

1. Are you a registered voter of Gearhart? YES  NO

2. Do you own property in Gearhart?  YES NO

3. Are you in support of a new Emergency Response & Resiliency Building in Gearhart?  YES NO

4. Taking into account emergency preparedness, proximity to respond, cost, and other pertinent info presented, **please rank in order 1-3** (1 being the best location) which concept/location you believe would *best serve* the needs of our community:

Location A: Gearhart Park Station, rank: 2

Location B: Pacific Way Station (current location), rank: 3

Location C: High Point Station, rank: 1

5. Please provide detailed feedback on why you ranked the locations as you did and provide any other ideas or feedback you wish to help the process moving forward: HIGHEST best for flood is High Point Station it is away from central town but close enough to support all areas of the town

chyd

6. In regard to funding, are you supportive of a bond?  YES NO

7. In regard to funding, would you like to see private donations\* to help cover costs?

YES

NO

\*If Yes, please provide name and contact information for anyone who may be interested, and the City will reach out.

**Thank you for your feedback! Your opinion is very important to this process.**

**Disclaimer:** The results of this feedback form are for informational purposes only and do not constitute a vote of any kind. This feedback information will be provided to the city council and will result in a summary report available to the public. The city council may then choose to vote on putting a new station on a future ballot for a public vote of citizens, seek more information, or do nothing.

\* 2nd 3/8

EMAIL: \_\_\_\_\_

1. Are you a registered voter of Gearhart? YES  NO
2. Do you own property in Gearhart?  YES NO
3. Are you in support of a new Emergency Response & Resiliency Building in Gearhart?  
YES  NO
4. Taking into account emergency preparedness, proximity to respond, cost, and other pertinent info presented, **please rank in order 1-3** (1 being the best location) which concept/location you believe would *best serve* the needs of our community:

Location A: Gearhart Park Station, rank: 2

Location B: Pacific Way Station (current location), rank: 1

Location C: High Point Station, rank: 3

5. Please provide detailed feedback on why you ranked the locations as you did and provide any other ideas or feedback you wish to help the process moving forward: \_\_\_\_\_
- \_\_\_\_\_
- \_\_\_\_\_

6. In regard to funding, are you supportive of a bond? YES  NO
7. In regard to funding, would you like to see private donations\* to help cover costs?

YES

NO

*\*If Yes, please provide name and contact information for anyone who may be interested, and the City will reach out.*

**Thank you for your feedback! Your opinion is very important to this process.**

**Disclaimer:** The results of this feedback form are for informational purposes only and do not constitute a vote of any kind. This feedback information will be provided to the city council and will result in a summary report available to the public. The city council may then choose to vote on putting a new station on a future ballot for a public vote of citizens, seek more information, or do nothing.

WJ  
3/14



EMAIL: \_\_\_\_\_ BEST PHONE# \_\_\_\_\_

1. Are you a registered voter of Gearhart? YES  NO
2. Do you own property in Gearhart? YES  NO
3. Are you in support of a new Emergency Response & Resiliency Building in Gearhart?  
YES  NO
4. Taking into account emergency preparedness, proximity to respond, cost, and other pertinent info presented, **please rank in order 1-3** (1 being the best location) which concept/location you believe would *best serve* the needs of our community:

Location A: Gearhart Park Station, rank: \_\_\_\_\_

Location B: Pacific Way Station (current location), rank: #1

Location C: High Point Station, rank: \_\_\_\_\_

5. Please provide detailed feedback on why you ranked the locations as you did and provide any other ideas or feedback you wish to help the process moving forward: A MAJOR

GEOLOGIC/ GEOPHYSICAL "EVENT" WILL BE DEVASTATING. I FEEL IT IS UNWISE TO RELOCATE OUR CURRENT POLICE/ FIRE LOCATION. IT IS COST PROHIBITIVE.

6. In regard to funding, are you supportive of a bond? YES  NO
7. In regard to funding, would you like to see private donations\* to help cover costs?

YES

NO

*\*If Yes, please provide name and contact information for anyone who may be interested, and the City will reach out.*

THANK YOU!

**Thank you for your feedback! Your opinion is very important to this process.**

**Disclaimer:** The results of this feedback form are for informational purposes only and do not constitute a vote of any kind. This feedback information will be provided to the city council and will result in a summary report available to the public. The city council may then choose to vote on putting a new station on a future ballot for a public vote of citizens, seek more information, or do nothing.

WFE  
2/11

1. Are you a registered voter of Gearhart? YES  NO

2. Do you own property in Gearhart? YES  NO

3. Are you in support of a new Emergency Response & Resiliency Building in Gearhart? YES  NO

4. Taking into account emergency preparedness, proximity to respond, cost, and other pertinent info presented, **please rank in order 1-3** (1 being the best location) which concept/location you believe would *best serve* the needs of our community:

Child  
nets  
pet  
new

Location A: Gearhart Park Station, rank: 1

Location B: Pacific Way Station (current location), rank: 2

Location C: High Point Station, rank: 3

5. Please provide detailed feedback on why you ranked the locations as you did and provide any other ideas or feedback you wish to help the process moving forward:

old station Area Sold to help  
cost of new or made into  
a park

6. In regard to funding, are you supportive of a bond? YES  NO

7. In regard to funding, would you like to see private donations\* to help cover costs?

YES  NO  \*If Yes, please provide name and contact information for anyone who may be interested, and the City will reach out.

Maylie

**Thank you for your feedback! Your opinion is very important to this process.**

**Disclaimer:** The results of this feedback form are for informational purposes only and do not constitute a vote of any kind. This feedback information will be provided to the city council and will result in a summary report available to the public. The city council may then choose to vote on putting a new station on a future ballot for a public vote of citizens, seek more information, or do nothing.

1. Are you a registered voter of Gearhart? YES  NO
2. Are you own property in Gearhart?  YES NO
3. Are you in support of a new Emergency Response & Resiliency Station in Gearhart?  
 YES NO
4. Taking into account emergency preparedness, proximity to respond, cost, and other pertinent info presented, **please rank in order 1-3** (1 being the best location) which concept/location you believe would *best serve* the needs of our community:

Concept A: Gearhart Park Station, rank: 3

Concept B: Pacific Way Station (current location), rank: 2

Concept C: High Point Station, rank: 1

5. Please provide detailed feedback on why you ranked the locations as you did and provide any other ideas or feedback you wish to help the process moving forward: \_\_\_\_\_

*High point is the best and most practical location as it is least likely to flood and will avoid our Fire Fighters the most protection. Pacific Way is a waste of tax payer funds as it stands to be completely flooded. Gearhart Park is not practical as it is in the flood plain.*

6. Regarding funding, are you supportive of a bond?  YES NO

7. Regarding funding, would you like to see private donations\* to help cover costs?

YES

NO

\*If Yes, please provide name and contact information for anyone who may be interested, and the City will reach out.

**Thank you for your feedback! Your opinion is very important to this process.**

**Disclaimer:** The results of this feedback form are for informational purposes only and do not constitute a vote of any kind. This feedback information will be provided to the city council and will result in a summary report available to the public. The city council may then choose to vote on putting a new station on a future ballot for a public vote of citizens, seek more information, or do nothing.

WCV  
3/11

1. Are you a registered voter of Gearhart? YES NO
2. Are you own property in Gearhart? YES NO
3. Are you in support of a new Emergency Response & Resiliency Station in Gearhart? YES NO

4. Taking into account emergency preparedness, proximity to respond, cost, and other pertinent info presented, **please rank in order 1-3** (1 being the best location) which concept/location you believe would *best serve* the needs of our community:

Concept A: Gearhart Park Station, rank: \_\_\_\_\_

Concept B: Pacific Way Station (current location), rank: 1-2-3

Concept C: High Point Station, rank: \_\_\_\_\_

5. Please provide detailed feedback on why you ranked the locations as you did and provide any other ideas or feedback you wish to help the process moving forward:

*Stop paid for! Hubs Volunteer Help to Build! and  
 If the Big O M 9 Tom Hoping Terrorism  
 Hits Then there's nothing to worry about nothing will be left  
 along with people to man the equipment!*

6. Regarding funding, are you supportive of a bond? YES NO

7. Regarding funding, would you like to see private donations\* to help cover costs?

YES NO

\*If Yes, please provide name and contact information for anyone who may be interested, and the City will reach out.

*Help - what do you think  
 Did paid help build the current one!*

**Thank you for your feedback! Your opinion is very important to this process.**

**Disclaimer:** The results of this feedback form are for informational purposes only and do not constitute a vote of any kind. This feedback information will be provided to the city council and will result in a summary report available to the public. The city council may then choose to vote on putting a new station on a future ballot for a public vote of citizens, seek more information, or do nothing.

*When you send feedback forms send a decent envelope to accommodate OK! 60 yrs + still there  
 How many of you have been 11/10/10 that was*

1. Are you a registered voter of Gearhart?      YES      NO
2. Do you own property in Gearhart?      YES      NO
3. Are you in support of a new Emergency Response & Resiliency Building in Gearhart?  
     YES      NO
4. Taking into account emergency preparedness, proximity to respond, cost, and other pertinent info presented, **please rank in order 1-3** (1 being the best location) which concept/location you believe would *best serve* the needs of our community:

Location A: Gearhart Park Station, rank: 3

Location B: Pacific Way Station (current location), rank: 2

Location C: High Point Station, rank: 1

5. Please provide detailed feedback on why you ranked the locations as you did and provide any other ideas or feedback you wish to help the process moving forward: MAKES NO SENSE TO move to another inundation zone. Changing zoning laws & overlays is a dangerous move that could result in future public lands being destroyed w/ development

6. In regard to funding, are you supportive of a bond?      YES      NO       
     Would like to see other sources; i.e. part of STR taxes
7. In regard to funding, would you like to see private donations\* to help cover costs?  
     YES      NO      \*If Yes, please provide name and contact information for anyone who may be interested, and the City will reach out.

**Thank you for your feedback! Your opinion is very important to this process.**

**Disclaimer:** The results of this feedback form are for informational purposes only and do not constitute a vote of any kind. This feedback information will be provided to the city council and will result in a summary report available to the public. The city council may then choose to vote on putting a new station on a future ballot for a public vote of citizens, seek more information, or do nothing.

→ The undue burden of all funds coming only from homeowners doesn't seem inclusive of the entire population. Taxes from vacationers (i.e. restaurants & hotels & STR's) could contribute as well.

WF (KF)  
3/27

1. Are you a registered voter of Gearhart? YES NO
2. Are you own property in Gearhart? YES NO
3. Are you in support of a new Emergency Response & Resiliency Station in Gearhart? YES NO

4. Taking into account emergency preparedness, proximity to respond, cost, and other pertinent info presented, **please rank in order 1-3** (1 being the best location) which concept/location you believe would *best serve* the needs of our community:

Concept A: Gearhart Park Station, rank: 3

Concept B: Pacific Way Station (current location), rank: 2

Concept C: High Point Station, rank: 1

5. Please provide detailed feedback on why you ranked the locations as you did and provide any other ideas or feedback you wish to help the process moving forward: High Point location offers the most protected site. The park needs to be preserved.


6. Regarding funding, are you supportive of a bond? YES NO

7. Regarding funding, would you like to see private donations\* to help cover costs? YES NO

*\*If Yes, please provide name and contact information for anyone who may be interested, and the City will reach out.*

**Thank you for your feedback! Your opinion is very important to this process.**

**Disclaimer:** The results of this feedback form are for informational purposes only and do not constitute a vote of any kind. This feedback information will be provided to the city council and will result in a summary report available to the public. The city council may then choose to vote on putting a new station on a future ballot for a public vote of citizens, seek more information, or do nothing.



BEST PHONE# \_\_\_\_\_

1. Are you a registered voter of Gearhart? YES  NO
2. Are you own property in Gearhart?  YES  NO
3. Are you in support of a new Emergency Response & Resiliency Station in Gearhart?  
 YES  NO
4. Taking into account emergency preparedness, proximity to respond, cost, and other pertinent info presented, **please rank in order 1-3** (1 being the best location) which concept/location you believe would *best serve* the needs of our community:

Concept A: Gearhart Park Station, rank: NO!

Concept B: Pacific Way Station (current location), rank: 1

Concept C: High Point Station, rank: NO!

5. Please provide detailed feedback on why you ranked the locations as you did and provide any other ideas or feedback you wish to help the process moving forward: \_\_\_\_\_

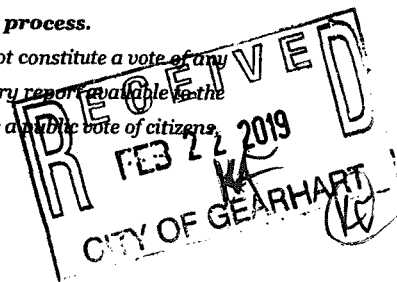
KEEP THE STATION WHERE IT IS AND  
BUILD A COST-EFFECTIVE NEW STATION FOR FIRE  
EMERGENCY. STOP CONSIDERING ROOMS DAY SCENARIOS  
THAT INVOLVE AN EARTHQUAKE & TSUNAMI.

6. Regarding funding, are you supportive of a bond? YES  NO
7. Regarding funding, would you like to see private donations\* to help cover costs?  
 YES  NO

\*If Yes, please provide name and contact information for anyone who may be interested, and the City will reach out.

**Thank you for your feedback! Your opinion is very important to this process.**

**Disclaimer:** The results of this feedback form are for informational purposes only and do not constitute a vote of any kind. This feedback information will be provided to the city council and will result in a summary report available to the public. The city council may then choose to vote on putting a new station on a future ballot for a public vote of citizens, seek more information, or do nothing.



1. Are you a registered voter of Gearhart? YES  NO
2. Are you own property in Gearhart? YES  NO
3. Are you in support of a new Emergency Response & Resiliency Station in Gearhart?  
YES  NO
4. Taking into account emergency preparedness, proximity to respond, cost, and other pertinent info presented, **please rank in order 1-3** (1 being the best location) which concept/location you believe would *best serve* the needs of our community:

Concept A: Gearhart Park Station, rank: \_\_\_\_\_

Concept B: Pacific Way Station (current location), rank: X

Concept C: High Point Station, rank: \_\_\_\_\_


5. Please provide detailed feedback on why you ranked the locations as you did and provide any other ideas or feedback you wish to help the process moving forward: I believe it is in a great location, right in the center of Gearhart. I didn't hear we are having a problem with its location

6. Regarding funding, are you supportive of a bond? YES  NO
7. Regarding funding, would you like to see private donations\* to help cover costs?  
YES  NO

*\*If Yes, please provide name and contact information for anyone who may be interested, and the City will reach out.*

**Thank you for your feedback! Your opinion is very important to this process.**

**Disclaimer:** The results of this feedback form are for informational purposes only and do not constitute a vote of any kind. This feedback information will be provided to the city council and will result in a summary report available to the public. The city council may then choose to vote on putting a new station on a future ballot for a public vote of citizens, seek more information, or do nothing.





EMAIL: \_\_\_\_\_

1. Are you a registered voter of Gearhart? YES  NO
2. Are you own property in Gearhart? YES  NO
3. Are you in support of a new Emergency Response & Resiliency Station in Gearhart?  
YES  NO
4. Taking into account emergency preparedness, proximity to respond, cost, and other pertinent info presented, **please rank in order 1-3** (1 being the best location) which concept/location you believe would *best serve* the needs of our community:

*Where are these places?*

- ? Concept A: Gearhart Park Station, rank: \_\_\_\_\_
- Concept B: Pacific Way Station (current location), rank: 1
- ? Concept C: High Point Station, rank: \_\_\_\_\_

5. Please provide detailed feedback on why you ranked the locations as you did and provide any other ideas or feedback you wish to help the process moving forward: proximity
- \_\_\_\_\_
- \_\_\_\_\_
- \_\_\_\_\_

6. Regarding funding, are you supportive of a bond? YES  NO
7. Regarding funding, would you like to see private donations\* to help cover costs?  
YES  NO
- \*If Yes, please provide name and contact information for anyone who may be interested, and the City will reach out.
- \_\_\_\_\_

**Thank you for your feedback! Your opinion is very important to this process.**

**Disclaimer:** The results of this feedback form are for informational purposes only and do not constitute a vote of any kind. This feedback information will be provided to the city council and will result in a summary report available to the public. The city council may then choose to vote on putting a new station on a future ballot for a public vote (citizens) seek more information, or do nothing.

RECEIVED  
FEB 21 2019  
WJ  
CITY OF GEARHART

1. Are you a registered voter of Gearhart? YES  NO
2. Are you own property in Gearhart? YES  NO
3. Are you in support of a new Emergency Response & Resiliency Station in Gearhart?  
YES  NO
4. Taking into account emergency preparedness, proximity to respond, cost, and other pertinent info presented, **please rank in order 1-3** (1 being the best location) which concept/location you believe would *best serve* the needs of our community:

Concept A: Gearhart Park Station, rank: \_\_\_\_\_

Concept B: Pacific Way Station (current location), rank: 1

Concept C: High Point Station, rank: \_\_\_\_\_

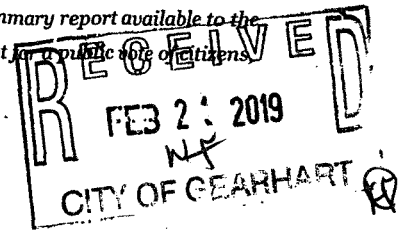
5. Please provide detailed feedback on why you ranked the locations as you did and provide any other ideas or feedback you wish to help the process moving forward: \_\_\_\_\_  
 \_\_\_\_\_  
 \_\_\_\_\_

6. Regarding funding, are you supportive of a bond? YES  NO
7. Regarding funding, would you like to see private donations\* to help cover costs?  
 YES  NO

*\*If Yes, please provide name and contact information for anyone who may be interested, and the City will reach out.*

**Thank you for your feedback! Your opinion is very important to this process.**

**Disclaimer:** The results of this feedback form are for informational purposes only and do not constitute a vote of any kind. This feedback information will be provided to the city council and will result in a summary report available to the public. The city council may then choose to vote on putting a new station on a future ballot for a public vote of citizens seek more information, or do nothing.



1. Are you a registered voter of Gearhart? YES  NO
2. Are you own property in Gearhart? YES  NO
3. Are you in support of a new Emergency Response & Resiliency Station in Gearhart?  
YES  NO
4. Taking into account emergency preparedness, proximity to respond, cost, and other pertinent info presented, **please rank in order 1-3** (1 being the best location) which concept/location you believe would *best serve* the needs of our community:

Concept A: Gearhart Park Station, rank: 3

Concept B: Pacific Way Station (current location), rank: 2

Concept C: High Point Station, rank: 1

5. Please provide detailed feedback on why you ranked the locations as you did and provide any other ideas or feedback you wish to help the process moving forward: \_\_\_\_\_  
\_\_\_\_\_  
\_\_\_\_\_

6. Regarding funding, are you supportive of a bond? YES  NO

7. Regarding funding, would you like to see private donations\* to help cover costs?  
YES  NO  \*If Yes, please provide name and contact information for anyone who may be interested, and the City will reach out.

**Thank you for your feedback! Your opinion is very important to this process.**  
**Disclaimer:** The results of this feedback form are for informational purposes only and do not constitute a vote of any kind. This feedback information will be provided to the city council and will result in a summary report available to the public. The city council may then choose to vote on putting a new station on a future ballot for a public vote of citizens, seek more information, or do nothing.

WJ  
  
 2/2

- 1. Are you a registered voter of Gearhart? YES  NO
- 2. Are you own property in Gearhart? YES  NO
- 3. Are you in support of a new Emergency Response & Resiliency Station in Gearhart?  
YES  NO

4. Taking into account emergency preparedness, proximity to respond, cost, and other pertinent info presented, **please rank in order 1-3** (1 being the best location) which concept/location you believe would *best serve* the needs of our community:

Concept A: Gearhart Park Station, rank: 3

Concept B: Pacific Way Station (current location), rank: 2

Concept C: High Point Station, rank: 1

5. Please provide detailed feedback on why you ranked the locations as you did and provide any other ideas or feedback you wish to help the process moving forward: \_\_\_\_\_  
 \_\_\_\_\_  
 \_\_\_\_\_

6. Regarding funding, are you supportive of a bond? YES  NO

7. Regarding funding, would you like to see private donations\* to help cover costs?  
 YES  NO  *\*If Yes, please provide name and contact information for anyone who may be interested, and the City will reach out.*

**Thank you for your feedback! Your opinion is very important to this process.**  
**Disclaimer:** The results of this feedback form are for informational purposes only and do not constitute a vote of any kind. This feedback information will be provided to the city council and will result in a summary report available to the public. The city council may then choose to vote on putting a new station on a future ballot for a public vote of citizens, seek more information, or do nothing.

WF   
2/25

1. Are you a registered voter of Gearhart? YES  NO
2. Are you own property in Gearhart? YES  NO
3. Are you in support of a new Emergency Response & Resiliency Station in Gearhart?  
YES  NO
4. Taking into account emergency preparedness, proximity to respond, cost, and other pertinent info presented, **please rank in order 1-3** (1 being the best location) which concept/location you believe would *best serve* the needs of our community:

Concept A: Gearhart Park Station, rank: \_\_\_\_\_

Concept B: Pacific Way Station (current location), rank: 1

Concept C: High Point Station, rank: \_\_\_\_\_

5. Please provide detailed feedback on why you ranked the locations as you did and provide any other ideas or feedback you wish to help the process moving forward: \_\_\_\_\_
- \_\_\_\_\_
- \_\_\_\_\_

6. Regarding funding, are you supportive of a bond? YES  NO

7. Regarding funding, would you like to see private donations\* to help cover costs?

YES  NO

*\*If Yes, please provide name and contact information for anyone who may be interested, and the City will reach out.*

\_\_\_\_\_

**Thank you for your feedback! Your opinion is very important to this process.**

**Disclaimer:** The results of this feedback form are for informational purposes only and do not constitute a vote of any kind. This feedback information will be provided to the city council and will result in a summary report available to the public. The city council may then choose to vote on putting a new station on a future ballot for a public vote of citizens, seek more information, or do nothing.

WJ  2/28

1. Are you a registered voter of Gearhart? YES  NO

2. Do you own property in Gearhart?  YES NO

3. Are you in support of a new Emergency Response & Resiliency Building in Gearhart?  
YES NO *Not sure - current location seems adequate*

4. Taking into account emergency preparedness, proximity to respond, cost, and other pertinent info presented, **please rank in order 1-3** (1 being the best location) which concept/location you believe would *best serve* the needs of our community:

Location A: Gearhart Park Station, rank: 3

Location B: Pacific Way Station (current location), rank: 2

Location C: High Point Station, rank: 1

5. Please provide detailed feedback on why you ranked the locations as you did and provide any other ideas or feedback you wish to help the process moving forward: \_\_\_\_\_

*tsunami awareness*

6. In regard to funding, are you supportive of a bond?  YES NO

7. In regard to funding, would you like to see private donations\* to help cover costs?

YES  NO *\*If Yes, please provide name and contact information for anyone who may be interested, and the City will reach out.*

**Thank you for your feedback! Your opinion is very important to this process.**

**Disclaimer:** The results of this feedback form are for informational purposes only and do not constitute a vote of any kind. This feedback information will be provided to the city council and will result in a summary report available to the public. The city council may then choose to vote on putting a new station on a future ballot for a public vote of citizens, seek more information, or do nothing.

*WF*  *3/5*

1. Are you a registered voter of Gearhart? YES  NO
2. Do you own property in Gearhart?  YES  NO
3. Are you in support of a new Emergency Response & Resiliency Building in Gearhart?  
 YES  NO
4. Taking into account emergency preparedness, proximity to respond, cost, and other pertinent info presented, **please rank in order 1-3** (1 being the best location) which concept/location you believe would *best serve* the needs of our community:

Location A: Gearhart Park Station, rank: 2

Location B: Pacific Way Station (current location), rank: 3

Location C: High Point Station, rank: 1

5. Please provide detailed feedback on why you ranked the locations as you did and provide any other ideas or feedback you wish to help the process moving forward: \_\_\_\_\_

6. In regard to funding, are you supportive of a bond?  YES  NO

7. In regard to funding, would you like to see private donations\* to help cover costs?

YES  NO *\*If Yes, please provide name and contact information for anyone who may be interested, and the City will reach out.*

**Thank you for your feedback! Your opinion is very important to this process.**

**Disclaimer:** The results of this feedback form are for informational purposes only and do not constitute a vote of any kind. This feedback information will be provided to the city council and will result in a summary report available to the public. The city council may then choose to vote on putting a new station on a future ballot for a public vote of citizens, seek more information, or do nothing.

MS  
3/1

EMAIL: \_\_\_\_\_ BEST PHONE# 0 6.10.11

- 1. Are you a registered voter of Gearhart? YES  NO
- 2. Are you own property in Gearhart? YES  NO
- 3. Are you in support of a new Emergency Response & Resiliency Station in Gearhart? YES  NO
- 4. Taking into account emergency preparedness, proximity to respond, cost, and other pertinent info presented, **please rank in order 1-3** (1 being the best location) which concept/location you believe would *best serve* the needs of our community:

Concept A: Gearhart Park Station, rank: 3

Concept B: Pacific Way Station (current location), rank: 1

Concept C: High Point Station, rank: 2

5. Please provide detailed feedback on why you ranked the locations as you did and provide any other ideas or feedback you wish to help the process moving forward: \_\_\_\_\_  
\_\_\_\_\_  
\_\_\_\_\_

6. Regarding funding, are you supportive of a bond? YES  NO

7. Regarding funding, would you like to see private donations\* to help cover costs? YES  NO   
\*If Yes, please provide name and contact information for anyone who may be interested, and the City will reach out.

Suggestions already made →

**Thank you for your feedback! Your opinion is very important to this process.**  
**Disclaimer:** The results of this feedback form are for informational purposes only and do not constitute a vote of any kind. This feedback information will be provided to the city council and will result in a summary report available to the public. The city council may then choose to vote on putting a new station on a future ballot for a public vote of citizens, seek more information, or do nothing.

*Handwritten initials/signature*



1. Are you a registered voter of Gearhart? YES  NO
2. Do you own property in Gearhart?  YES NO
3. Are you in support of a new Emergency Response & Resiliency Building in Gearhart?  
 YES NO

4. Taking into account emergency preparedness, proximity to respond, cost, and other pertinent info presented, **please rank in order 1-3** (1 being the best location) which concept/location you believe would *best serve* the needs of our community:

Location A: Gearhart Park Station, rank: 2

Location B: Pacific Way Station (current location), rank: 3

Location C: High Point Station, rank: 1

5. Please provide detailed feedback on why you ranked the locations as you did and provide any other ideas or feedback you wish to help the process moving forward: \_\_\_\_\_

The resiliency of the high point station  
outweighs all other factors.

6. In regard to funding, are you supportive of a bond?  YES NO

7. In regard to funding, would you like to see private donations\* to help cover costs?

YES

NO

*\*If Yes, please provide name and contact information for anyone who may be interested, and the City will reach out.*

**Thank you for your feedback! Your opinion is very important to this process.**

**Disclaimer:** The results of this feedback form are for informational purposes only and do not constitute a vote of any kind. This feedback information will be provided to the city council and will result in a summary report available to the public. The city council may then choose to vote on putting a new station on a future ballot for a public vote of citizens, seek more information, or do nothing.

WS  
 3/5

1. Are you a registered voter of Gearhart? YES NO
2. Are you own property in Gearhart? YES NO
3. Are you in support of a new Emergency Response & Resiliency Station in Gearhart?  
YES NO
4. Taking into account emergency preparedness, proximity to respond, cost, and other pertinent info presented, **please rank in order 1-3** (1 being the best location) which concept/location you believe would *best serve* the needs of our community:

per email 2/25

~~Concept A: Gearhart Park Station, rank: 3~~

no where on my list!

Concept B: Pacific Way Station (current location), rank: 1/2 #2

Concept C: High Point Station, rank: 1/2 #1

5. Please provide detailed feedback on why you ranked the locations as you did and provide any other ideas or feedback you wish to help the process moving forward: A Tsunami is of less concern than proximity to volunteers and access to properties. If the "big one" hits the park will be inaccessible. I was one of the scientists researching the past Cascadia quakes. Build the best station possible, don't
  6. Regarding funding, are you supportive of a bond? YES NO 'eat' the park and collaborate with Seaside
  7. Regarding funding, would you like to see private donations\* to help cover costs?  
YES NO  
*Partial private if willing parties exist*
- \*If Yes, please provide name and contact information for anyone who may be interested, and the City will reach out.

**Thank you for your feedback! Your opinion is very important to this process.**

**Disclaimer:** The results of this feedback form are for informational purposes only and do not constitute a vote of any kind. This feedback information will be provided to the city council and will result in a summary report available to the public. The city council may then choose to vote on putting a new station on a future ballot for a public vote of citizens, seek more information, or do nothing.

WF 2/26

- 1. Are you a registered voter of Gearhart?  YES  NO #2 NO
- 2. Do you own property in Gearhart?  YES  NO
- 3. Are you in support of a new Emergency Response & Resiliency Building in Gearhart?  YES  NO

4. Taking into account emergency preparedness, proximity to respond, cost, and other pertinent info presented, **please rank in order 1-3** (1 being the best location) which concept/location you believe would *best serve* the needs of our community:

Location A: Gearhart Park Station, rank: 2

Location B: Pacific Way Station (current location), rank: 3

Location C: High Point Station, rank: 1

5. Please provide detailed feedback on why you ranked the locations as you did and provide any other ideas or feedback you wish to help the process moving forward: \_\_\_\_\_

Best elevation  
 \_\_\_\_\_  
 \_\_\_\_\_

6. In regard to funding, are you supportive of a bond?  YES  NO

7. In regard to funding, would you like to see private donations\* to help cover costs?  
 YES                      NO                      \*If Yes, please provide name and contact information for anyone who may be interested, and the City will reach out.

**Thank you for your feedback! Your opinion is very important to this process.**  
**Disclaimer:** The results of this feedback form are for informational purposes only and do not constitute a vote of any kind. This feedback information will be provided to the city council and will result in a summary report available to the public. The city council may then choose to vote on putting a new station on a future ballot for a public vote of citizens, seek more information, or do nothing.

WF (K)  
3/1

1. Are you a registered voter of Gearhart? YES  NO
2. Are you own property in Gearhart?  YES NO
3. Are you in support of a new Emergency Response & Resiliency Station in Gearhart?  
 YES NO
4. Taking into account emergency preparedness, proximity to respond, cost, and other pertinent info presented, **please rank in order 1-3** (1 being the best location) which concept/location you believe would *best serve* the needs of our community:

Concept A: Gearhart Park Station, rank: 2

Concept B: Pacific Way Station (current location), rank: 1

Concept C: High Point Station, rank: 3

5. Please provide detailed feedback on why you ranked the locations as you did and provide any other ideas or feedback you wish to help the process moving forward: \_\_\_\_\_

I ranked Concept B because it is already located there.

6. Regarding funding, are you supportive of a bond? YES NO

7. Regarding funding, would you like to see private donations\* to help cover costs?

YES

NO

*\*If Yes, please provide name and contact information for anyone who may be interested, and the City will reach out.*

**Thank you for your feedback! Your opinion is very important to this process.**

**Disclaimer:** The results of this feedback form are for informational purposes only and do not constitute a vote of any kind. This feedback information will be provided to the city council and will result in a summary report available to the public. The city council may then choose to vote on putting a new station on a future ballot for a public vote of citizens, seek more information, or do nothing.

WF/KU  
2/5

1. Are you a registered voter of Gearhart? YES  NO
2. Are you own property in Gearhart?  YES NO
3. Are you in support of a new Emergency Response & Resiliency Station in Gearhart?  
 YES NO
4. Taking into account emergency preparedness, proximity to respond, cost, and other pertinent info presented, **please rank in order 1-3** (1 being the best location) which concept/location you believe would *best serve* the needs of our community:

Concept A: Gearhart Park Station, rank: 3

Concept B: Pacific Way Station (current location), rank: 2

Concept C: High Point Station, rank: 1

5. Please provide detailed feedback on why you ranked the locations as you did and provide any other ideas or feedback you wish to help the process moving forward: \_\_\_\_\_

I like the park the way it is.

\_\_\_\_\_

\_\_\_\_\_

6. Regarding funding, are you supportive of a bond? YES NO  I'm not sure
7. Regarding funding, would you like to see private donations\* to help cover costs?  
 YES NO  I'm not sure
- \*If Yes, please provide name and contact information for anyone who may be interested, and the City will reach out.
- \_\_\_\_\_

**Thank you for your feedback! Your opinion is very important to this process.**

**Disclaimer:** The results of this feedback form are for informational purposes only and do not constitute a vote of any kind. This feedback information will be provided to the city council and will result in a summary report available to the public. The city council may then choose to vote on putting a new station on a future ballot for a public vote of citizens, seek more information, or do nothing.

WF  KE  
3/15

1. Are you a registered voter of Gearhart?  YES  NO *NO, PER CITY*
2. Do you own property in Gearhart?  YES  NO
3. Are you in support of a new Emergency Response & Resiliency Building in Gearhart?  
YES                      NO

4. Taking into account emergency preparedness, proximity to respond, cost, and other pertinent info presented, **please rank in order 1-3** (1 being the best location) which concept/location you believe would *best serve* the needs of our community:

Location A: Gearhart Park Station, rank: 2

Location B: Pacific Way Station (current location), rank: 3

Location C: High Point Station, rank: 1

5. Please provide detailed feedback on why you ranked the locations as you did and provide any other ideas or feedback you wish to help the process moving forward: \_\_\_\_\_  
 \_\_\_\_\_  
 \_\_\_\_\_

6. In regard to funding, are you supportive of a bond?  YES  NO

7. In regard to funding, would you like to see private donations\* to help cover costs?

YES

NO

*\*If Yes, please provide name and contact information for anyone who may be interested, and the City will reach out.*

**Thank you for your feedback! Your opinion is very important to this process.**

**Disclaimer:** The results of this feedback form are for informational purposes only and do not constitute a vote of any kind. This feedback information will be provided to the city council and will result in a summary report available to the public. The city council may then choose to vote on putting a new station on a future ballot for a public vote of citizens, seek more information, or do nothing.

*WFR  
3/5*

1. Are you a registered voter of Gearhart? YES  NO
2. Are you own property in Gearhart?  YES NO
3. Are you in support of a new Emergency Response & Resiliency Station in Gearhart?  
 YES NO ? *1st NO*
4. Taking into account emergency preparedness, proximity to respond, cost, and other pertinent info presented, **please rank in order 1-3** (1 being the best location) which concept/location you believe would *best serve* the needs of our community:

Concept A: Gearhart Park Station, rank: N/A

Concept B: Pacific Way Station (current location), rank: 2

Concept C: High Point Station, rank: 1


5. Please provide detailed feedback on why you ranked the locations as you did and provide any other ideas or feedback you wish to help the process moving forward:

*I can't even rank Gearhart Park as a possibility. The park is a wonderful place for families to play and hang out and watching the ocean. It should be kept for Gearhart families to enjoy.*

6. Regarding funding, are you supportive of a bond? YES  NO
7. Regarding funding, would you like to see private donations\* to help cover costs?  
 YES NO *\*If Yes, please provide name and contact information for anyone who may be interested, and the City will reach out.*

**Thank you for your feedback! Your opinion is very important to this process.**

**Disclaimer:** The results of this feedback form are for informational purposes only and do not constitute a vote of any kind. This feedback information will be provided to the city council and will result in a summary report available to the public. The city council may then choose to vote on putting a new station on a future ballot for a public vote of citizens, seek more information, or do nothing.



1. Are you a registered voter of Gearhart? YES  NO
2. Are you own property in Gearhart?  YES NO
3. Are you in support of a new Emergency Response & Resiliency Station in Gearhart?  
YES  NO
4. Taking into account emergency preparedness, proximity to respond, cost, and other pertinent info presented, **please rank in order 1-3** (1 being the best location) which concept/location you believe would *best serve* the needs of our community:

Concept A: Gearhart Park Station, rank: 3

Concept B: Pacific Way Station (current location), rank: 1

Concept C: High Point Station, rank: 2

5. Please provide detailed feedback on why you ranked the locations as you did and provide any other ideas or feedback you wish to help the process moving forward:


Why move it closer to the beach ?? That would be the best place in case of the big one !! ??

6. Regarding funding, are you supportive of a bond? YES  NO
7. Regarding funding, would you like to see private donations\* to help cover costs?  
YES  NO

*\*If Yes, please provide name and contact information for anyone who may be interested, and the City will reach out.*

**Thank you for your feedback! Your opinion is very important to this process.**

**Disclaimer:** The results of this feedback form are for informational purposes only and do not constitute a vote of any kind. This feedback information will be provided to the city council and will result in a summary report available to the public. The city council may then choose to vote on putting a new station on a future ballot for a public vote of citizens, seek more information, or do nothing.





1. Are you a registered voter of Gearhart? YES  NO

2. Are you own property in Gearhart?  YES NO

3. Are you in support of a new Emergency Response & Resiliency Station in Gearhart?  YES NO

4. Taking into account emergency preparedness, proximity to respond, cost, and other pertinent info presented, **please rank in order 1-3** (1 being the best location) which concept/location you believe would *best serve* the needs of our community:

Concept A: Gearhart Park Station, rank: Never

Concept B: Pacific Way Station (current location), rank: 1

Concept C: High Point Station, rank: 2

5. Please provide detailed feedback on why you ranked the locations as you did and provide any other ideas or feedback you wish to help the process moving forward: \_\_\_\_\_

Please see reverse

6. Regarding funding, are you supportive of a bond?  YES NO

*sf 20 or 30 year bond*

7. Regarding funding, would you like to see private donations\* to help cover costs?  YES NO

\*If Yes, please provide name and contact information for anyone who may be interested, and the City will reach out.

Suggest a fund raising committee be formed to solicit donations from business & individuals

**Thank you for your feedback! Your opinion is very important to this process.**

**Disclaimer:** The results of this feedback form are for informational purposes only and do not constitute a vote of any kind. This feedback information will be provided to the city council and will result in a summary report available to the public. The city council may then choose to vote on putting a new station on a future ballot for a public vote of citizens, seek more information, or do nothing.

*WF (K) 2/12*

- 1. Are you a registered voter of Gearhart?      YES       NO
- 2. Are you own property in Gearhart?       YES      NO
- 3. Are you in support of a new Emergency Response & Resiliency Station in Gearhart?  
YES      NO \
- 4. Taking into account emergency preparedness, proximity to respond, cost, and other pertinent info presented, **please rank in order 1-3** (1 being the best location) which concept/location you believe would *best serve* the needs of our community:

Concept A: Gearhart Park Station, rank:   3  

Concept B: Pacific Way Station (current location), rank:   1  

Concept C: High Point Station, rank:   2  

5. Please provide detailed feedback on why you ranked the locations as you did and provide any other ideas or feedback you wish to help the process moving forward: \_\_\_\_\_  
 \_\_\_\_\_  
 \_\_\_\_\_

6. Regarding funding, are you supportive of a bond?      YES      NO \

7. Regarding funding, would you like to see private donations\* to help cover costs?  
 YES      NO      *\*If Yes, please provide name and contact information for anyone who may be interested, and the City will reach out.*  
 \_\_\_\_\_

**Thank you for your feedback! Your opinion is very important to this process.**  
**Disclaimer:** The results of this feedback form are for informational purposes only and do not constitute a vote of any kind. This feedback information will be provided to the city council and will result in a summary report available to the public. The city council may then choose to vote on putting a new station on a future ballot for a public vote of citizens, seek more information, or do nothing.

NF  
 2/23

1. Are you a registered voter of Gearhart?      YES      NO
2. Are you own property in Gearhart?      YES      NO
3. Are you in support of a new Emergency Response & Resiliency Station in Gearhart?  
YES      NO
4. Taking into account emergency preparedness, proximity to respond, cost, and other pertinent info presented, **please rank in order 1-3** (1 being the best location) which concept/location you believe would *best serve* the needs of our community:

Concept A: Gearhart Park Station, rank: \_\_\_\_\_

Concept B: Pacific Way Station (current location), rank: 1

Concept C: High Point Station, rank: \_\_\_\_\_

5. Please provide detailed feedback on why you ranked the locations as you did and provide any other ideas or feedback you wish to help the process moving forward: The

present station is more than adequate.

---



---


6. Regarding funding, are you supportive of a bond?      YES      NO
7. Regarding funding, would you like to see private donations\* to help cover costs?  
YES      NO

*\*If Yes, please provide name and contact information for anyone who may be interested, and the City will reach out.*

---

**Thank you for your feedback! Your opinion is very important to this process.**

**Disclaimer:** The results of this feedback form are for informational purposes only and do not constitute a vote of any kind. This feedback information will be provided to the city council and will result in a summary report available to the public. The city council may then choose to vote on putting a new station on a future ballot for a public vote of citizens, seek more information, or do nothing.



1. Are you a registered voter of Gearhart? YES  NO

2. Are you own property in Gearhart? YES  NO

3. Are you in support of a new Emergency Response & Resiliency Station in Gearhart?  
YES  NO

4. Taking into account emergency preparedness, proximity to respond, cost, and other pertinent info presented, **please rank in order 1-3** (1 being the best location) which concept/location you believe would *best serve* the needs of our community:

Concept A: Gearhart Park Station, rank: 2

Concept B: Pacific Way Station (current location), rank: 3

Concept C: High Point Station, rank: 1

5. Please provide detailed feedback on why you ranked the locations as you did and provide any other ideas or feedback you wish to help the process moving forward: \_\_\_\_\_


6. Regarding funding, are you supportive of a bond? YES  NO

7. Regarding funding, would you like to see private donations\* to help cover costs?  
YES  NO

*\*If Yes, please provide name and contact information for anyone who may be interested, and the City will reach out.*

**Thank you for your feedback! Your opinion is very important to this process.**

**Disclaimer:** The results of this feedback form are for informational purposes only and do not constitute a vote of any kind. This feedback information will be provided to the city council and will result in a summary report available to the public. The city council may then choose to vote on putting a new station on a future ballot for a public vote of citizens. seek more information, or do nothing.



1. Are you a registered voter of Gearhart? YES  NO
2. Are you own property in Gearhart?  YES NO
3. Are you in support of a new Emergency Response & Resiliency Station in Gearhart?  
 YES NO
4. Taking into account emergency preparedness, proximity to respond, cost, and other pertinent info presented, **please rank in order 1-3** (1 being the best location) which concept/location you believe would *best serve* the needs of our community:

Concept A: Gearhart Park Station, rank: 2

Concept B: Pacific Way Station (current location), rank: 1

Concept C: High Point Station, rank: 3

5. Please provide detailed feedback on why you ranked the locations as you did and provide any other ideas or feedback you wish to help the process moving forward: \_\_\_\_\_

Seems cost effective to keep same location AND  
Saves the park / open space from development

6. Regarding funding, are you supportive of a bond?  YES NO

7. Regarding funding, would you like to see private donations\* to help cover costs?


YES

NO

*\*If Yes, please provide name and contact information for anyone who may be interested, and the City will reach out.*

**Thank you for your feedback! Your opinion is very important to this process.**

**Disclaimer:** The results of this feedback form are for informational purposes only and do not constitute a vote of any kind. This feedback information will be provided to the city council and will result in a summary report available to the public. The city council may then choose to vote on putting a new station on a future ballot for a public vote of citizens, seek more information, or do nothing.



1. Are you a registered voter of Gearhart? YES  NO

2. Are you own property in Gearhart?  YES NO

3. Are you in support of a new Emergency Response & Resiliency Station in Gearhart?  YES NO

4. Taking into account emergency preparedness, proximity to respond, cost, and other pertinent info presented, **please rank in order 1-3** (1 being the best location) which concept/location you believe would *best serve* the needs of our community:

Concept A: Gearhart Park Station, rank: 3

Concept B: Pacific Way Station (current location), rank: 2

Concept C: High Point Station, rank: 1

5. Please provide detailed feedback on why you ranked the locations as you did and provide any other ideas or feedback you wish to help the process moving forward: \_\_\_\_\_

Save the Park

6. Regarding funding, are you supportive of a bond?  YES NO

7. Regarding funding, would you like to see private donations\* to help cover costs?  
YES NO put NO  
\*If Yes, please provide name and contact information for anyone who may be interested, and the City will reach out.

**Thank you for your feedback! Your opinion is very important to this process.**

**Disclaimer:** The results of this feedback form are for informational purposes only and do not constitute a vote of any kind. This feedback information will be provided to the city council and will result in a summary report available to the public. The city council may then choose to vote on putting a new station on a future ballot for a public vote of citizens seek more information, or do nothing.

RECEIVED  
FEB 22 2019  
WLF  
CITY OF GEARHART  
(10)

1. Are you a registered voter of Gearhart? YES  NO
2. Are you own property in Gearhart?  YES NO
3. Are you in support of a new Emergency Response & Resiliency Station in Gearhart?  
YES  NO
4. Taking into account emergency preparedness, proximity to respond, cost, and other pertinent info presented, **please rank in order 1-3** (1 being the best location) which concept/location you believe would *best serve* the needs of our community:

Concept A: Gearhart Park Station, rank: 2

Concept B: Pacific Way Station (current location), rank: 1

Concept C: High Point Station, rank: 3

5. Please provide detailed feedback on why you ranked the locations as you did and provide any other ideas or feedback you wish to help the process moving forward: \_\_\_\_\_
- \_\_\_\_\_
- \_\_\_\_\_


6. Regarding funding, are you supportive of a bond? YES  NO
7. Regarding funding, would you like to see private donations\* to help cover costs?  
YES  NO

*\*If Yes, please provide name and contact information for anyone who may be interested, and the City will reach out.*

\_\_\_\_\_

**Thank you for your feedback! Your opinion is very important to this process.**

**Disclaimer:** The results of this feedback form are for informational purposes only and do not constitute a vote of any kind. This feedback information will be provided to the city council and will result in a summary report available to the public. The city council may then choose to vote on putting a new station on a future ballot for a public vote of citizens, seek more information, or do nothing.



1. Are you a registered voter of Gearhart? YES  NO
2. Are you own property in Gearhart?  YES NO
3. Are you in support of a new Emergency Response & Resiliency Station in Gearhart?  
YES  NO
4. Taking into account emergency preparedness, proximity to respond, cost, and other pertinent info presented, **please rank in order 1-3** (1 being the best location) which concept/location you believe would *best serve* the needs of our community:

Concept A: Gearhart Park Station, rank: 3 (Please not this one!)

Concept B: Pacific Way Station (current location), rank: 1

Concept C: High Point Station, rank: 2

5. Please provide detailed feedback on why you ranked the locations as you did and provide any other ideas or feedback you wish to help the process moving forward: \_\_\_\_\_

The Gearhart Park has been a place our family has gathered for generations. We are 7<sup>th</sup> generation Oregonians with deep roots in Astoria/Gearhart, many @ this park.

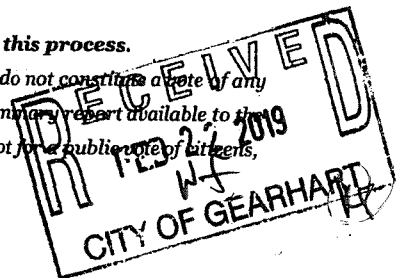
6. Regarding funding, are you supportive of a bond? YES  NO John

7. Regarding funding, would you like to see private donations\* to help cover costs?  
YES  NO

*\*If Yes, please provide name and contact information for anyone who may be interested, and the City will reach out.*

**Thank you for your feedback! Your opinion is very important to this process.**

**Disclaimer:** The results of this feedback form are for informational purposes only and do not constitute a vote of any kind. This feedback information will be provided to the city council and will result in a summary report available to the public. The city council may then choose to vote on putting a new station on a future ballot for a public vote of citizens, seek more information, or do nothing.





1. Are you a registered voter of Gearhart? YES  NO

2. Are you own property in Gearhart?  YES  NO

3. Are you in support of a new Emergency Response & Resiliency Station in Gearhart?  YES  NO

4. Taking into account emergency preparedness, proximity to respond, cost, and other pertinent info presented, **please rank in order 1-3** (1 being the best location) which concept/location you believe would *best serve* the needs of our community:

Concept A: Gearhart Park Station, rank: 3

Concept B: Pacific Way Station (current location), rank: 2

Concept C: High Point Station, rank: 1

5. Please provide detailed feedback on why you ranked the locations as you did and provide any other ideas or feedback you wish to help the process moving forward:

Highpoint has the highest elevation and best intrusive location with respect to traffic, ocean view and residential activity

6. Regarding funding, are you supportive of a bond?  YES  NO

7. Regarding funding, would you like to see private donations\* to help cover costs?  YES  NO

\*If Yes, please provide name and contact information for anyone who may be interested, and the City will reach out.

Should be an option hold a fundraiser at the 4th of July Parade

**Thank you for your feedback! Your opinion is very important to this process.**

**Disclaimer:** The results of this feedback form are for informational purposes only and do not constitute a vote of any kind. This feedback information will be provided to the city council and will result in a summary report available to the public. The city council may then choose to vote on putting a new station on a future ballot for a public vote of citizens, seek more information, or do nothing.

*(Handwritten signature)*

X

1. Are you a registered voter of Gearhart?  YES  NO *n/a*
2. Are you own property in Gearhart?  YES  NO
3. Are you in support of a new Emergency Response & Resiliency Station in Gearhart?  
 YES  NO
4. Taking into account emergency preparedness, proximity to respond, cost, and other pertinent info presented, **please rank in order 1-3** (1 being the best location) which concept/location you believe would *best serve* the needs of our community:

Concept A: Gearhart Park Station, rank: 2

Concept B: Pacific Way Station (current location), rank: 3

Concept C: High Point Station, rank: 1

5. Please provide detailed feedback on why you ranked the locations as you did and provide any other ideas or feedback you wish to help the process moving forward: DUE TO ELEVATION B MAKES NO SENSE AND SHOULD NOT BE A CONTENDER. OPTION C WOULD BE SAFEST BUT WOULD LIKELY BE EXPENSIVE TO ACQUIRE AND WOULD RESULT IN REDUCED PROPERTY TAX REVENUE. PARK SITE HAS IMPROVED ELEVATION AND SMALL ACQUISITION COST BUT PUTS CITY'S
6. Regarding funding, are you supportive of a bond?  YES  NO INTEGRITY IN JEOPARDY DUE TO GIFT RESTRICTION
7. Regarding funding, would you like to see private donations\* to help cover costs?  
 YES  NO

\*If Yes, please provide name and contact information for anyone who may be interested, and the City will reach out.

**Thank you for your feedback! Your opinion is very important to this process.**

**Disclaimer:** The results of this feedback form are for informational purposes only and do not constitute a vote of any kind. This feedback information will be provided to the city council and will result in a summary report available to the public. The city council may then choose to vote on putting a new station on a future ballot for a public vote of citizens, seek more information, or do nothing.

*WJCKE  
2/16*

- 1. Are you a registered voter of Gearhart? YES  NO DO NOT know how to be one
- 2. Are you own property in Gearhart? YES  NO
- 3. Are you in support of a new Emergency Response & Resiliency Station in Gearhart? YES  NO
- 4. Taking into account emergency preparedness, proximity to respond, cost, and other pertinent info presented, **please rank in order 1-3** (1 being the best location) which concept/location you believe would *best serve* the needs of our community:

no chgs



Concept A: Gearhart Park Station, rank: 2  
 Concept B: Pacific Way Station (current location), rank: 3  
 Concept C: High Point Station, rank: 1

5. Please provide detailed feedback on why you ranked the locations as you did and provide any other ideas or feedback you wish to help the process moving forward:  
Need highest point for most protection for all. Park too close to residents, lowers home values, needs rezoning, deflates Park + its usage

6. Regarding funding, are you supportive of a bond? YES  NO

7. Regarding funding, would you like to see private donations\* to help cover costs?  
 YES  NO  
 \*If Yes, please provide name and contact information for anyone who may be interested, and the City will reach out.  
would notify all homeowners

**Thank you for your feedback! Your opinion is very important to this process.**  
**Disclaimer:** The results of this feedback form are for informational purposes only and do not constitute a vote of any kind. This feedback information will be provided to the city council and will result in a summary report available to the public. The city council may then choose to vote on putting a new station on a future ballot for a public vote of citizens, seek more information, or do nothing.

\* 2nd Subm.  
 not counted  
 2/26

- 1. Are you a registered voter of Gearhart? YES  NO
- 2. Are you own property in Gearhart? YES  NO
- 3. Are you in support of a new Emergency Response & Resiliency Station in Gearhart? YES  NO
- 4. Taking into account emergency preparedness, proximity to respond, cost, and other pertinent info presented, **please rank in order 1-3** (1 being the best location) which concept/location you believe would *best serve* the needs of our community:

Concept A: Gearhart Park Station, rank: 3

Concept B: Pacific Way Station (current location), rank: 1

Concept C: High Point Station, rank: 2


- 5. Please provide detailed feedback on why you ranked the locations as you did and provide any other ideas or feedback you wish to help the process moving forward: \_\_\_\_\_

If we have a tsunami, we will have some warning. Can we move the tracks to the appropriate high ground given estimated tsunami size??

- 6. Regarding funding, are you supportive of a bond? YES  NO
- 7. Regarding funding, would you like to see private donations\* to help cover costs? YES  NO

\*If Yes, please provide name and contact information for anyone who may be interested, and the City will reach out.

**Thank you for your feedback! Your opinion is very important to this process.**  
**Disclaimer:** The results of this feedback form are for informational purposes only and do not constitute advice of any kind. This feedback information will be provided to the city council and will result in a summary report available to the public. The city council may then choose to vote on putting a new station on a future ballot for a public vote of citizens, seek more information, or do nothing.



- 1. Are you a registered voter of Gearhart? YES  NO
- 2. Are you own property in Gearhart? YES  NO
- 3. Are you in support of a new Emergency Response & Resiliency Station in Gearhart?  
YES  NO  *put NO*
- 4. Taking into account emergency preparedness, proximity to respond, cost, and other pertinent info presented, **please rank in order 1-3** (1 being the best location) which concept/location you believe would *best serve* the needs of our community:

Concept A: Gearhart Park Station, rank: 2

Concept B: Pacific Way Station (current location), rank: 1

Concept C: High Point Station, rank: 3

5. Please provide detailed feedback on why you ranked the locations as you did and provide any other ideas or feedback you wish to help the process moving forward: #3 - TOO EXPENSIVE  
#2 - should not change zoning, #1 - All About how structure is built.  
Could Trucks BE parked on top of building w/ ramp coming down  
from roof? like parking structures? THEN have Bldg posts sit on  
rockers as they do in Japan.

6. Regarding funding, are you supportive of a bond? YES  NO

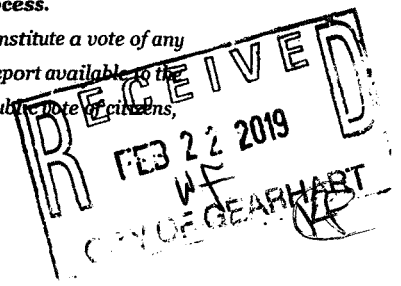
7. Regarding funding, would you like to see private donations\* to help cover costs?  
 YES  NO  *put Yes*

\*If Yes, please provide name and contact information for anyone who may be interested, and the City will reach out.

ARE there any Federal monies/grants available?

**Thank you for your feedback! Your opinion is very important to this process.**

**Disclaimer:** The results of this feedback form are for informational purposes only and do not constitute a vote of any kind. This feedback information will be provided to the city council and will result in a summary report available to the public. The city council may then choose to vote on putting a new station on a future ballot for a public vote of citizens, seek more information, or do nothing.



1. Are you a registered voter of Gearhart? YES  NO
2. Are you own property in Gearhart? YES  NO
3. Are you in support of a new Emergency Response & Resiliency Station in Gearhart? YES  NO
4. Taking into account emergency preparedness, proximity to respond, cost, and other pertinent info presented, **please rank in order 1-3** (1 being the best location) which concept/location you believe would *best serve* the needs of our community:

Concept A: Gearhart Park Station, rank: 3

Concept B: Pacific Way Station (current location), rank: 2

Concept C: High Point Station, rank: 1

5. Please provide detailed feedback on why you ranked the locations as you did and provide any other ideas or feedback you wish to help the process moving forward:

High point uses the highest ground  
while saving the park that residents  
of visitors use & value.

6. Regarding funding, are you supportive of a bond? YES  NO


7. Regarding funding, would you like to see private donations\* to help cover costs? YES  NO

*\*If Yes, please provide name and contact information for anyone who may be interested, and the City will reach out.*

**Thank you for your feedback! Your opinion is very important to this process.**

**Disclaimer:** The results of this feedback form are for informational purposes only and do not constitute a vote of any kind. This feedback information will be provided to the city council and will result in a summary report available to the public. The city council may then choose to vote on putting a new station on a future ballot for a public vote of citizens.

seek more information, or do nothing.



1. Are you a registered voter of Gearhart? YES (NO)

2. <sup>Do</sup> Are you own property in Gearhart? YES NO

3. Are you in support of a new Emergency Response & Resiliency Station in Gearhart?  
YES NO

4. Taking into account emergency preparedness, proximity to respond, cost, and other pertinent info presented, **please rank in order 1-3** (1 being the best location) which concept/location you believe would *best serve* the needs of our community:

Concept A: Gearhart Park Station, rank: 2

Concept B: Pacific Way Station (current location), rank: 1

Concept C: High Point Station, rank: 3

5. Please provide detailed feedback on why you ranked the locations as you did and provide any other ideas or feedback you wish to help the process moving forward:

We need to maintain a central community feed.

6. Regarding funding, are you supportive of a bond? YES NO

7. Regarding funding, would you like to see private donations\* to help cover costs?


YES NO

*\*If Yes, please provide name and contact information for anyone who may be interested, and the City will reach out.*

**Thank you for your feedback! Your opinion is very important to this process.**

**Disclaimer:** The results of this feedback form are for informational purposes only and do not constitute a vote of any kind. This feedback information will be provided to the city council and will result in a summary report available to the public. The city council may then choose to vote on putting a new station on a future ballot for a public vote of citizens.

seek more information, or do nothing.



1. Are you a registered voter of Gearhart? YES  NO
2. Are you own property in Gearhart?  YES NO
3. Are you in support of a new Emergency Response & Resiliency Station in Gearhart?  
 YES NO

4. Taking into account emergency preparedness, proximity to respond, cost, and other pertinent info presented, **please rank in order 1-3** (1 being the best location) which concept/location you believe would *best serve* the needs of our community:

Concept A: Gearhart Park Station, rank: 3

Concept B: Pacific Way Station (current location), rank: 1

Concept C: High Point Station, rank: 2

5. Please provide detailed feedback on why you ranked the locations as you did and provide any other ideas or feedback you wish to help the process moving forward: \_\_\_\_\_

\_\_\_\_\_

\_\_\_\_\_

6. Regarding funding, are you supportive of a bond?  YES NO

7. Regarding funding, would you like to see private donations\* to help cover costs?


YES NO

*\*If Yes, please provide name and contact information for anyone who may be interested, and the City will reach out.*

\_\_\_\_\_

**Thank you for your feedback! Your opinion is very important to this process.**

**Disclaimer:** The results of this feedback form are for informational purposes only and do not constitute a vote of any kind. This feedback information will be provided to the city council and will result in a summary report available to the public. The city council may then choose to vote on putting a new station on a future ballot for a public vote of citizens. seek more information, or do nothing.





- 1. Are you a registered voter of Gearhart? YES  NO
- 2. Are you own property in Gearhart? YES  NO
- 3. Are you in support of a new Emergency Response & Resiliency Station in Gearhart? YES  NO
- 4. Taking into account emergency preparedness, proximity to respond, cost, and other pertinent info presented, **please rank in order 1-3** (1 being the best location) which concept/location you believe would *best serve* the needs of our community:

Concept A: Gearhart Park Station, rank: 2

Concept B: Pacific Way Station (current location), rank: 3

Concept C: High Point Station, rank: 1

- 5. Please provide detailed feedback on why you ranked the locations as you did and provide any other ideas or feedback you wish to help the process moving forward: \_\_\_\_\_

The Park was/is always intended to be an open space. It is morally/ethically wrong to change the donors intent

- 6. Regarding funding, are you supportive of a bond? YES  NO  *Depending on details*
- 7. Regarding funding, would you like to see private donations\* to help cover costs? YES  NO  *\*If Yes, please provide name and contact information for anyone who may be interested, and the City will reach out.*

**Thank you for your feedback! Your opinion is very important to this process.**

**Disclaimer:** The results of this feedback form are for informational purposes only and do not constitute a vote of any kind. This feedback information will be provided to the city council and will result in a summary report available to the public. The city council may then choose to vote on putting a new station on a future ballot for a public vote of citizens, seek more information, or do nothing.

NF (KV)  
2/26

1. Are you a registered voter of Gearhart? YES  NO
2. Are you own property in Gearhart?  YES NO
3. Are you in support of a new Emergency Response & Resiliency Station in Gearhart?  
 YES NO

4. Taking into account emergency preparedness, proximity to respond, cost, and other pertinent info presented, **please rank in order 1-3** (1 being the best location) which concept/location you believe would *best serve* the needs of our community:

Concept A: Gearhart Park Station, rank: ~~2~~ 3

Concept B: Pacific Way Station (current location), rank: 2

Concept C: High Point Station, rank: 1

5. Please provide detailed feedback on why you ranked the locations as you did and provide any other ideas or feedback you wish to help the process moving forward: \_\_\_\_\_

\* ELEVATION , DISTANCE FROM BEACH , EFFECT ON SUMMER TRAFFIC .

6. Regarding funding, are you supportive of a bond?  YES NO

7. Regarding funding, would you like to see private donations\* to help cover costs?

YES NO

*\*If Yes, please provide name and contact information for anyone who may be interested, and the City will reach out.*

**Thank you for your feedback! Your opinion is very important to this process.**

**Disclaimer:** The results of this feedback form are for informational purposes only and do not constitute a vote of any kind. This feedback information will be provided to the city council and will result in a summary report available to the public. The city council may then choose to vote on putting a new station on a future ballot for a public vote of citizens, seek more information, or do nothing.

WFO  
2/26

1. Are you a registered voter of Gearhart? YES  NO
2. Are you own property in Gearhart?  YES NO
3. Are you in support of a new Emergency Response & Resiliency Station in Gearhart?  
 YES  NO

4. Taking into account emergency preparedness, proximity to respond, cost, and other pertinent info presented, **please rank in order 1-3** (1 being the best location) which concept/location you believe would *best serve* the needs of our community:

Concept A: Gearhart Park Station, rank: 2

Concept B: Pacific Way Station (current location), rank: 1

Concept C: High Point Station, rank: 3

5. Please provide detailed feedback on why you ranked the locations as you did and provide any other ideas or feedback you wish to help the process moving forward: \_\_\_\_\_

Let's keep this close! In Gearhart proper is best, especially in existing location, to possibly keep costs down.

6. Regarding funding, are you supportive of a bond?  YES NO

7. Regarding funding, would you like to see private donations\* to help cover costs?  
 YES  NO

\*If Yes, please provide name and contact information for anyone who may be interested, and the City will reach out.

**Thank you for your feedback! Your opinion is very important to this process.**

**Disclaimer:** The results of this feedback form are for informational purposes only and do not constitute a vote of any kind. This feedback information will be provided to the city council and will result in a summary report available to the public. The city council may then choose to vote on putting a new station on a future ballot for a public vote of citizens, seek more information, or do nothing.

MS  2/26

1. Are you a registered voter of Gearhart? YES  NO
2. Are you own property in Gearhart?  YES NO
3. Are you in support of a new Emergency Response & Resiliency Station in Gearhart?  
YES  NO

4. Taking into account emergency preparedness, proximity to respond, cost, and other pertinent info presented, **please rank in order 1-3** (1 being the best location) which concept/location you believe would *best serve* the needs of our community:

Concept A: Gearhart Park Station, rank: 3

Concept B: Pacific Way Station (current location), rank: 1

Concept C: High Point Station, rank: 2

5. Please provide detailed feedback on why you ranked the locations as you did and provide any other ideas or feedback you wish to help the process moving forward: The

1. Current location is centrally located - easy access to all Gearhart locations.
2. - Above tsunami danger?

6. Regarding funding, are you supportive of a bond? YES  NO

7. Regarding funding, would you like to see private donations\* to help cover costs?

YES  NO

\*If Yes, please provide name and contact information for anyone who may be interested, and the City will reach out.

**Thank you for your feedback! Your opinion is very important to this process.**

**Disclaimer:** The results of this feedback form are for informational purposes only and do not constitute a vote of any kind. This feedback information will be provided to the city council and will result in a summary report available to the public. The city council may then choose to vote on putting a new station on a future ballot for a public vote of citizens, seek more information, or do nothing.

WF (K) 2/16

1. Are you a registered voter of Gearhart? YES  NO
2. Are you own property in Gearhart?  YES NO
3. Are you in support of a new Emergency Response & Resiliency Station in Gearhart?  
 YES NO

4. Taking into account emergency preparedness, proximity to respond, cost, and other pertinent info presented, **please rank in order 1-3** (1 being the best location) which concept/location you believe would *best serve* the needs of our community:

Concept A: Gearhart Park Station, rank: 3

Concept B: Pacific Way Station (current location), rank: 1

Concept C: High Point Station, rank: 2

5. Please provide detailed feedback on why you ranked the locations as you did and provide any other ideas or feedback you wish to help the process moving forward:

I am against placing it in the park, it is too good property for the station.

6. Regarding funding, are you supportive of a bond?  YES NO

7. Regarding funding, would you like to see private donations\* to help cover costs?

YES

NO

\*If Yes, please provide name and contact information for anyone who may be interested, and the City will reach out.

**Thank you for your feedback! Your opinion is very important to this process.**

**Disclaimer:** The results of this feedback form are for informational purposes only and do not constitute a vote of any kind. This feedback information will be provided to the city council and will result in a summary report available to the public. The city council may then choose to vote on putting a new station on a future ballot for a public vote of citizens, seek more information, or do nothing.

WFS  
 YES  
 2/26

1. Are you a registered voter of Gearhart?

*not*  
YES

NO

2. Are you own property in Gearhart?

YES

NO

3. Are you in support of a new Emergency Response & Resiliency Station in Gearhart?

YES

NO

4. Taking into account emergency preparedness, proximity to respond, cost, and other pertinent info presented, **please rank in order 1-3** (1 being the best location) which concept/location you believe would *best serve* the needs of our community:

Concept A: Gearhart Park Station, rank: not at all

Concept B: Pacific Way Station (current location), rank: 2

Concept C: High Point Station, rank: 1

5. Please provide detailed feedback on why you ranked the locations as you did and provide any other ideas or feedback you wish to help the process moving forward:

We do not want to see the park  
used as a location. High point is  
best elevation vs. current location.

6. Regarding funding, are you supportive of a bond?

YES

NO

7. Regarding funding, would you like to see private donations\* to help cover costs?

YES

NO

*\*If Yes, please provide name and contact information for anyone who may be interested, and the City will reach out.*

**Thank you for your feedback! Your opinion is very important to this process.**

**Disclaimer:** The results of this feedback form are for informational purposes only and do not constitute a vote of any kind. This feedback information will be provided to the city council and will result in a summary report available to the public. The city council may then choose to vote on putting a new station on a future ballot for a public vote of citizens, seek more information, or do nothing.

WJ (K)  
2/26

1. Are you a registered voter of Gearhart?      YES       NO
2. Are you own property in Gearhart?       YES      NO
3. Are you in support of a new Emergency Response & Resiliency Station in Gearhart?  
 YES      NO
4. Taking into account emergency preparedness, proximity to respond, cost, and other pertinent info presented, **please rank in order 1-3** (1 being the best location) which concept/location you believe would *best serve* the needs of our community:

Concept A: Gearhart Park Station, rank: 2

Concept B: Pacific Way Station (current location), rank: 1

Concept C: High Point Station, rank: 3

5. Please provide detailed feedback on why you ranked the locations as you did and provide any other ideas or feedback you wish to help the process <sup>and timeline</sup> moving forward: \_\_\_\_\_

The current location is central & logical although low in elevation.  
I like the Gearhart Park location but I find it hard to believe  
that it would survive a Tsunami.

6. Regarding funding, are you supportive of a bond?       YES      NO
7. Regarding funding, would you like to see private donations\* to help cover costs?  
 YES      NO

\*If Yes, please provide name and contact information for anyone who may be interested, and the City will reach out.

**Thank you for your feedback! Your opinion is very important to this process.**

**Disclaimer:** The results of this feedback form are for informational purposes only and do not constitute a vote of any kind. This feedback information will be provided to the city council and will result in a summary report available to the public. The city council may then choose to vote on putting a new station on a future ballot for a public vote of citizens, seek more information, or do nothing.

WJ  
 JAC  
 2/21

- 1. Are you a registered voter of Gearhart?      YES       NO
- 2. Are you own property in Gearhart?       YES      NO
- 3. Are you in support of a new Emergency Response & Resiliency Station in Gearhart?  
YES       NO

4. Taking into account emergency preparedness, proximity to respond, cost, and other pertinent info presented, **please rank in order 1-3** (1 being the best location) which concept/location you believe would *best serve* the needs of our community:

Concept A: Gearhart Park Station, rank: 1

Concept B: Pacific Way Station (current location), rank: 2

Concept C: High Point Station, rank: 3

email  
2/25

5. Please provide detailed feedback on why you ranked the locations as you did and provide any other ideas or feedback you wish to help the process moving forward: \_\_\_\_\_

\_\_\_\_\_

\_\_\_\_\_

6. Regarding funding, are you supportive of a bond?      YES       NO

7. Regarding funding, would you like to see private donations\* to help cover costs?  
YES      NO

\*If Yes, please provide name and contact information for anyone who may be interested, and the City will reach out.

\_\_\_\_\_

**Thank you for your feedback! Your opinion is very important to this process.**

**Disclaimer:** The results of this feedback form are for informational purposes only and do not constitute a vote of any kind. This feedback information will be provided to the city council and will result in a summary report available to the public. The city council may then choose to vote on putting a new station on a future ballot for a public vote of citizens, seek more information, or do nothing.

WF  
 YES  
2/24



1. Are you a registered voter of Gearhart? YES ~~NO~~

2. Are you own property in Gearhart? YES NO

3. Are you in support of a new Emergency Response & Resiliency Station in Gearhart?  
YES NO

4. Taking into account emergency preparedness, proximity to respond, cost, and other pertinent info presented, **please rank in order 1-3** (1 being the best location) which concept/location you believe would *best serve* the needs of our community:

Concept A: Gearhart Park Station, rank: 3

Concept B: Pacific Way Station (current location), rank: 1

Concept C: High Point Station, rank: 2

5. Please provide detailed feedback on why you ranked the locations as you did and provide any other ideas or feedback you wish to help the process moving forward:

I believe the Park Station would be in the path of a tsunami. Plus it is a natural asset to our community.

6. Regarding funding, are you supportive of a bond? YES NO

7. Regarding funding, would you like to see private donations\* to help cover costs?

YES NO

\*If Yes, please provide name and contact information for anyone who may be interested, and the City will reach out.

Thank-you!

**Thank you for your feedback! Your opinion is very important to this process.**

**Disclaimer:** The results of this feedback form are for informational purposes only and do not constitute a vote of any kind. This feedback information will be provided to the city council and will result in a summary report available to the public. The city council may then choose to vote on putting a new station on a future ballot for a public vote of citizens, seek more information, or do nothing.

WJ (FO)  
2/26

1. Are you a registered voter of Gearhart? YES  NO
2. Are you own property in Gearhart? YES  NO
3. Are you in support of a new Emergency Response & Resiliency Station in Gearhart?  
YES  NO
4. Taking into account emergency preparedness, proximity to respond, cost, and other pertinent info presented, **please rank in order 1-3** (1 being the best location) which concept/location you believe would *best serve* the needs of our community:

Concept A: Gearhart Park Station, rank: 3

Concept B: Pacific Way Station (current location), rank: 2

Concept C: High Point Station, rank: 1

5. Please provide detailed feedback on why you ranked the locations as you did and provide any other ideas or feedback you wish to help the process moving forward: \_\_\_\_\_

*High Point station is superior due to better resiliency, excellent proximity, and no sound issues. The cost to taxpayers is roughly the same for all 3 options, so that's not a consideration.*

6. Regarding funding, are you supportive of a bond? YES  NO  *character, accessibility, and open space for all residents of Gearhart.*

7. Regarding funding, would you like to see private donations\* to help cover costs?  
YES  NO

\*If Yes, please provide name and contact information for anyone who may be interested, and the City will reach out.

**Thank you for your feedback! Your opinion is very important to this process.**

**Disclaimer:** The results of this feedback form are for informational purposes only and do not constitute a vote of any kind. This feedback information will be provided to the city council and will result in a summary report available to the public. The city council may then choose to vote on putting a new station on a future ballot for a public vote of citizens, seek more information, or do nothing.

WJF  4/26

1. Are you a registered voter of Gearhart?

YES

NO

not yet - just moved  
will do soon  
very

2. Are you own property in Gearhart?

YES

NO

3. Are you in support of a new Emergency Response & Resiliency Station in Gearhart?

YES

NO

4. Taking into account emergency preparedness, proximity to respond, cost, and other pertinent info presented, **please rank in order 1-3** (1 being the best location) which concept/location you believe would *best serve* the needs of our community:

Concept A: Gearhart Park Station, rank: 3

Concept B: Pacific Way Station (current location), rank: 2

Concept C: High Point Station, rank: 1

5. Please provide detailed feedback on why you ranked the locations as you did and provide any other ideas or feedback you wish to help the process moving forward: \_\_\_\_\_

I spoke with locals to understand the reasons to support one or another.

6. Regarding funding, are you supportive of a bond?

YES

NO

7. Regarding funding, would you like to see private donations\* to help cover costs?

YES

NO

*\*If Yes, please provide name and contact information for anyone who may be interested, and the City will reach out.*

**Thank you for your feedback! Your opinion is very important to this process.**

**Disclaimer:** The results of this feedback form are for informational purposes only and do not constitute a vote of any kind. This feedback information will be provided to the city council and will result in a summary report available to the public. The city council may then choose to vote on putting a new station on a future ballot for a public vote of citizens, seek more information, or do nothing.

WF  
2/26

1. Are you a registered voter of Gearhart? YES  NO

2. Are you own property in Gearhart?  YES NO

3. Are you in support of a new Emergency Response & Resiliency Station in Gearhart?  
YES  NO

4. Taking into account emergency preparedness, proximity to respond, cost, and other pertinent info presented, **please rank in order 1-3** (1 being the best location) which concept/location you believe would *best serve* the needs of our community:

Concept A: Gearhart Park Station, rank: 3

Concept B: Pacific Way Station (current location), rank: 2

Concept C: High Point Station, rank: 1

5. Please provide detailed feedback on why you ranked the locations as you did and provide any other ideas or feedback you wish to help the process moving forward: \_\_\_\_\_  
\_\_\_\_\_  
\_\_\_\_\_

6. Regarding funding, are you supportive of a bond?  YES NO

7. Regarding funding, would you like to see private donations\* to help cover costs?

YES NO

*\*If Yes, please provide name and contact information for anyone who may be interested, and the City will reach out.*

**Thank you for your feedback! Your opinion is very important to this process.**

**Disclaimer:** The results of this feedback form are for informational purposes only and do not constitute a vote of any kind. This feedback information will be provided to the city council and will result in a summary report available to the public. The city council may then choose to vote on putting a new station on a future ballot for a public vote of citizens, seek more information, or do nothing.

WF (K)  
2/26

1. Are you a registered voter of Gearhart? YES  NO
2. Are you own property in Gearhart?  YES NO
3. Are you in support of a new Emergency Response & Resiliency Station in Gearhart?  
YES  NO
4. Taking into account emergency preparedness, proximity to respond, cost, and other pertinent info presented, **please rank in order 1-3** (1 being the best location) which concept/location you believe would *best serve* the needs of our community:

Concept A: Gearhart Park Station, rank: 3

Concept B: Pacific Way Station (current location), rank: 1

Concept C: High Point Station, rank: 2

5. Please provide detailed feedback on why you ranked the locations as you did and provide any other ideas or feedback you wish to help the process moving forward: I WOULD LIKE TO SEE UPGRADES TO THE CURRENT FACILITY WITHOUT SIGNIFICANT EXPANSION OF THE FOOTPRINT. I THINK ESTIMATES OF TSUNAMI SURVIVAL ARE ALL CONJECTURAL SO IT WOULD BE A WASTE OF MONEY AND PICTURESQUE LAND TO REPOSITION THE FACILITY AS PROPOSED
6. Regarding funding, are you supportive of a bond? YES  NO
7. Regarding funding, would you like to see private donations\* to help cover costs?  
YES  NO
- \*If Yes, please provide name and contact information for anyone who may be interested, and the City will reach out.

**Thank you for your feedback! Your opinion is very important to this process.**

**Disclaimer:** The results of this feedback form are for informational purposes only and do not constitute a vote of any kind. This feedback information will be provided to the city council and will result in a summary report available to the public. The city council may then choose to vote on putting a new station on a future ballot for a public vote of citizens, seek more information, or do nothing.

WF  2/16

1. Are you a registered voter of Gearhart? YES NO
2. Are you own property in Gearhart? YES  NO
3. Are you in support of a new Emergency Response & Resiliency Station in Gearhart?  
YES NO
4. Taking into account emergency preparedness, proximity to respond, cost, and other pertinent info presented, **please rank in order 1-3** (1 being the best location) which concept/location you believe would *best serve* the needs of our community:

Concept A: Gearhart Park Station, rank: 3

Concept B: Pacific Way Station (current location), rank: 1

Concept C: High Point Station, rank: 2

5. Please provide detailed feedback on why you ranked the locations as you did and provide any other ideas or feedback you wish to help the process moving forward: \_\_\_\_\_

Space Availability, NO EXTRA COST, Proximity to Populace

6. Regarding funding, are you supportive of a bond?  YES NO

7. Regarding funding, would you like to see private donations\* to help cover costs?  
YES  NO

*\*If Yes, please provide name and contact information for anyone who may be interested, and the City will reach out.*

**Thank you for your feedback! Your opinion is very important to this process.**

**Disclaimer:** The results of this feedback form are for informational purposes only and do not constitute a vote of any kind. This feedback information will be provided to the city council and will result in a summary report available to the public. The city council may then choose to vote on putting a new station on a future ballot for a public vote of citizens, seek more information, or do nothing.

WF (FO)  
2/2/16

1. Are you a registered voter of Gearhart? YES  NO
2. Are you own property in Gearhart?  YES NO
3. Are you in support of a new Emergency Response & Resiliency Station in Gearhart?  
 YES  NO
4. Taking into account emergency preparedness, proximity to respond, cost, and other pertinent info presented, **please rank in order 1-3** (1 being the best location) which concept/location you believe would *best serve* the needs of our community:

Concept A: Gearhart Park Station, rank: 3

Concept B: Pacific Way Station (current location), rank: 2

Concept C: High Point Station, rank: 1

5. Please provide detailed feedback on why you ranked the locations as you did and provide any other ideas or feedback you wish to help the process moving forward: The park serves the community in numerous ways, and is a beautiful visual in the community. The High Point makes a lot of sense for topography and mixed use in that area.

6. Regarding funding, are you supportive of a bond?  YES NO

7. Regarding funding, would you like to see private donations\* to help cover costs?  
 YES  NO

\*If Yes, please provide name and contact information for anyone who may be interested, and the City will reach out.

**Thank you for your feedback! Your opinion is very important to this process.**

**Disclaimer:** The results of this feedback form are for informational purposes only and do not constitute a vote of any kind. This feedback information will be provided to the city council and will result in a summary report available to the public. The city council may then choose to vote on putting a new station on a future ballot for a public vote of citizens, seek more information, or do nothing.

WF (EG)  
2/26

1. Are you a registered voter of Gearhart? YES  NO
2. Are you own property in Gearhart?  YES NO
3. Are you in support of a new Emergency Response & Resiliency Station in Gearhart?  
YES  NO
4. Taking into account emergency preparedness, proximity to respond, cost, and other pertinent info presented, **please rank in order 1-3** (1 being the best location) which concept/location you believe would *best serve* the needs of our community:

Concept A: Gearhart Park Station, rank: 3

Concept B: Pacific Way Station (current location), rank: 1

Concept C: High Point Station, rank: 2

5. Please provide detailed feedback on why you ranked the locations as you did and provide any other ideas or feedback you wish to help the process moving forward: \_\_\_\_\_

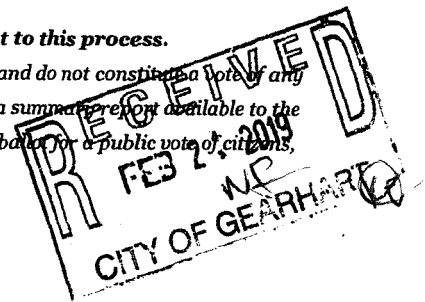
Gearhart Park is a wonderful part of Gearhart & should be left alone. Leave or update the current location.

6. Regarding funding, are you supportive of a bond? YES  NO
7. Regarding funding, would you like to see private donations\* to help cover costs?  
 YES NO

*\*If Yes, please provide name and contact information for anyone who may be interested, and the City will reach out.*

**Thank you for your feedback! Your opinion is very important to this process.**

**Disclaimer:** The results of this feedback form are for informational purposes only and do not constitute a vote of any kind. This feedback information will be provided to the city council and will result in a summary report available to the public. The city council may then choose to vote on putting a new station on a future ballot for a public vote of citizens, seek more information, or do nothing.





1. Are you a registered voter of Gearhart? YES  NO
2. Are you own property in Gearhart? YES  NO
3. Are you in support of a new Emergency Response & Resiliency Station in Gearhart?  
YES  NO
4. Taking into account emergency preparedness, proximity to respond, cost, and other pertinent info presented, **please rank in order 1-3** (1 being the best location) which concept/location you believe would *best serve* the needs of our community:

Concept A: Gearhart Park Station, rank: 3

Concept B: Pacific Way Station (current location), rank: 1

Concept C: High Point Station, rank: 2

5. Please provide detailed feedback on why you ranked the locations as you did and provide any other ideas or feedback you wish to help the process moving forward: Leave

in same location. save money

---



---

6. Regarding funding, are you supportive of a bond? YES  NO
7. Regarding funding, would you like to see private donations\* to help cover costs?  
YES  NO

*\*If Yes, please provide name and contact information for anyone who may be interested, and the City will reach out.*

---

**Thank you for your feedback! Your opinion is very important to this process.**

**Disclaimer:** The results of this feedback form are for informational purposes only and do not constitute a vote of any kind. This feedback information will be provided to the city council and will result in a summary report available to the public. The city council may then choose to vote on putting a new station on a future ballot for a public vote of citizens, seek more information, or do nothing.

**PAID**  
2/20 WF

- 1. Are you a registered voter of Gearhart?    YES    ~~NO~~
- 2. Are you own property in Gearhart?    ~~YES~~    NO
- 3. Are you in support of a new Emergency Response & Resiliency Station in Gearhart?  
YES    NO

4. Taking into account emergency preparedness, proximity to respond, cost, and other pertinent info presented, **please rank in order 1-3** (1 being the best location) which concept/location you believe would *best serve* the needs of our community:

Concept A: Gearhart Park Station, rank: \_\_\_\_\_

Concept B: Pacific Way Station (current location), rank: 1

Concept C: High Point Station, rank: ~~\_\_\_\_\_~~

5. Please provide detailed feedback on why you ranked the locations as you did and provide any other ideas or feedback you wish to help the process moving forward: FF

They need a new station  
which they don't, put in  
away from ocean closer to  
Highway

6. Regarding funding, are you supportive of a bond?    YES    ~~NO~~

7. Regarding funding, would you like to see private donations\* to help cover costs?  
YES    NO    *\*If Yes, please provide name and contact information for anyone who may be interested, and the City will reach out.*

**Thank you for your feedback! Your opinion is very important to this process.**

**Disclaimer:** The results of this feedback form are for informational purposes only and do not constitute a vote of any kind. This feedback information will be provided to the city council and will result in a summary report available to the public. The city council may then choose to vote on putting a new station on a future ballot for a public vote. Citizens may seek more information, or do nothing.

**FILED**  
2/20/12

- 1. Are you a registered voter of Gearhart? YES  NO
- 2. Are you own property in Gearhart? YES  NO
- 3. Are you in support of a new Emergency Response & Resiliency Station in Gearhart?  
YES  NO
- 4. Taking into account emergency preparedness, proximity to respond, cost, and other pertinent info presented, **please rank in order 1-3** (1 being the best location) which concept/location you believe would *best serve* the needs of our community:

Concept A: Gearhart Park Station, rank: 3

Concept B: Pacific Way Station (current location), rank: 1

Concept C: High Point Station, rank: 2

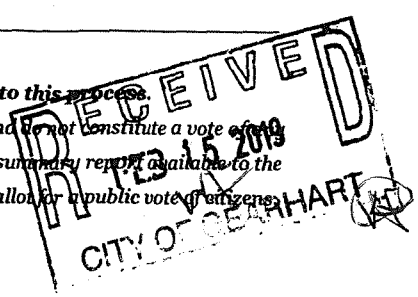
5. Please provide detailed feedback on why you ranked the locations as you did and provide any other ideas or feedback you wish to help the process moving forward: The Gearhart Park Station may/may not survive; may/may not become isolated; not as centrally located to serve as other locations, in my opinion.

- 6. Regarding funding, are you supportive of a bond? YES  NO
- 7. Regarding funding, would you like to see private donations\* to help cover costs?  
YES  NO

*\*If Yes, please provide name and contact information for anyone who may be interested, and the City will reach out.*

**Thank you for your feedback! Your opinion is very important to this process.**

**Disclaimer:** The results of this feedback form are for informational purposes only and do not constitute a vote of any kind. This feedback information will be provided to the city council and will result in a summary report available to the public. The city council may then choose to vote on putting a new station on a future ballot for a public vote of citizens; seek more information, or do nothing.



1. Are you a registered voter of Gearhart? YES  NO
2. Are you own property in Gearhart?  YES NO
3. Are you in support of a new Emergency Response & Resiliency Station in Gearhart?  
 YES NO
4. Taking into account emergency preparedness, proximity to respond, cost, and other pertinent info presented, **please rank in order 1-3** (1 being the best location) which concept/location you believe would *best serve* the needs of our community:

Concept A: Gearhart Park Station, rank: 3 (not an option)

Concept B: Pacific Way Station (current location), rank: 2

Concept C: High Point Station, rank: 1

5. Please provide detailed feedback on why you ranked the locations as you did and provide any other ideas or feedback you wish to help the process moving forward: \_\_\_\_\_
1. THE Park is a community amenity that should remain a Park
2. The elevation of High Point Station is above the 50' surge estimate and this represents the best option


6. Regarding funding, are you supportive of a bond?  YES NO

7. Regarding funding, would you like to see private donations\* to help cover costs?  
 YES  NO

*\*If Yes, please provide name and contact information for anyone who may be interested, and the City will reach out.*

**Thank you for your feedback! Your opinion is very important to this process.**

**Disclaimer:** The results of this feedback form are for informational purposes only and do not constitute a vote of any kind. This feedback information will be provided to the city council and will result in a summary report available to the public. The city council may then choose to vote on putting a new station on a future ballot for a public vote of citizens, seek more information, or do nothing.



1. Are you a registered voter of Gearhart?  YES  NO *n/a as of now*
2. Are you own property in Gearhart?  YES  NO
3. Are you in support of a new Emergency Response & Resiliency Station in Gearhart?  
YES  NO

4. Taking into account emergency preparedness, proximity to respond, cost, and other pertinent info presented, **please rank in order 1-3** (1 being the best location) which concept/location you believe would *best serve* the needs of our community:

Concept A: Gearhart Park Station, rank: 2

Concept B: Pacific Way Station (current location), rank: 1

Concept C: High Point Station, rank: 3

5. Please provide detailed feedback on why you ranked the locations as you did and provide any other ideas or feedback you wish to help the process moving forward: \_\_\_\_\_

center of Gearhart  
unless it becomes a paid department and it is  
moved out of downtown, this is the best location

6. Regarding funding, are you supportive of a bond? YES  NO


7. Regarding funding, would you like to see private donations\* to help cover costs?

YES  NO

*\*If Yes, please provide name and contact information for anyone who may be interested, and the City will reach out.*

**Thank you for your feedback! Your opinion is very important to this process.**

**Disclaimer:** The results of this feedback form are for informational purposes only and do not constitute a vote of any kind. This feedback information will be provided to the city council and will result in a summary report available to the public. The city council may then choose to vote on putting a new station on a future ballot for a public vote of citizens. *seek more information, or do nothing.*



1. Are you a registered voter of Gearhart? <sup>COM</sup> YES  NO

2. Are you own property in Gearhart?  YES NO

3. Are you in support of a new Emergency Response & Resiliency Station in Gearhart?  
YES NO  UNDECIDED (not No)

4. Taking into account emergency preparedness, proximity to respond, cost, and other pertinent info presented, **please rank in order 1-3** (1 being the best location) which concept/location you believe would *best serve* the needs of our community:

Concept A: Gearhart Park Station, rank: 3

Concept B: Pacific Way Station (current location), rank: 1

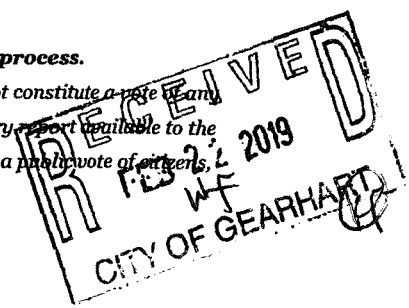
Concept C: High Point Station, rank: 2

5. Please provide detailed feedback on why you ranked the locations as you did and provide any other ideas or feedback you wish to help the process moving forward: BUILDING AT THE PARK WILL DESTROY THE AMELENCE OF GEARHART. IF ONE IS WORRIED ABOUT A TSUNAMI, PERHAPS A LOCATION EAST OF HWY 101 WOULD BE BEST

6. Regarding funding, are you supportive of a bond?  YES NO

7. Regarding funding, would you like to see private donations\* to help cover costs?  
YES NO  UNDECIDED (not No)  
\*If Yes, please provide name and contact information for anyone who may be interested, and the City will reach out.

*Your opinion is very important to this process. For informational purposes only and do not constitute a vote to any city council and will result in a summary report available to the public. If you are interested in providing information, or do nothing.*





- 1. Are you a registered voter of Gearhart? YES  NO
- 2. <sup>Do</sup> Are you own p YES  NO   
Address: Gearhart
- 3. Are you in support of the Emergency Response & Resiliency Station in Gearhart? YES  NO

4. Taking into account emergency preparedness, proximity to respond, cost, and other pertinent info presented, **please rank in order 1-3** (1 being the best location) which concept/location you believe would *best serve* the needs of our community:

Concept A: Gearhart Park Station, rank: 2  
 Concept B: Pacific Way Station (current location), rank: 1  
 Concept C: High Point Station, rank: 3

5. Please provide detailed feedback on why you ranked the locations as you did and provide any other ideas or feedback you wish to help the process moving forward: *Option 1 & 2 do not require additional cost for land acquisition. Proximity to 101 and speed of access to population most important when considering cost. No construction project ever comes in on budget, on time, or on cost.*

6. Regarding funding, are you supportive of a bond? YES  NO

7. Regarding funding, would you like to see private donations\* to help cover costs? YES  NO   
\*If Yes, please provide name and contact information for anyone who may be interested, and the City will reach out.

**Thank you for your feedback! Your opinion is very important to this process.**  
**Disclaimer:** The results of this feedback form are for informational purposes only and do not constitute a vote of any kind. This feedback information will be provided to the city council and will result in a summary report available to the public. The city council may then choose to vote on putting a new station on a future ballot for a public vote of citizens, seek more information, or do nothing.

WF 14  
4/14

1. Are you a registered voter of Gearhart? YES NO

2. Are you own property in Gearhart? YES NO

3. Are you in support of a new Emergency Response & Resiliency Station in Gearhart?  
YES NO *put NO*

4. Taking into account emergency preparedness, proximity to respond, cost, and other pertinent info presented, **please rank in order 1-3** (1 being the best location) which concept/location you believe would *best serve* the needs of our community:

Concept A: Gearhart Park Station, rank: 3

Concept B: Pacific Way Station (current location), rank: 1

Concept C: High Point Station, rank: 2

5. Please provide detailed feedback on why you ranked the locations as you did and provide any other ideas or feedback you wish to help the process moving forward: \_\_\_\_\_  
\_\_\_\_\_  
\_\_\_\_\_

6. Regarding funding, are you supportive of a bond? YES NO

7. Regarding funding, would you like to see private donations\* to help cover costs?

YES NO

*\*If Yes, please provide name and contact information for anyone who may be interested, and the City will reach out.*

**Thank you for your feedback! Your opinion is very important to this process.**

**Disclaimer:** The results of this feedback form are for informational purposes only and do not constitute a vote of any kind. This feedback information will be provided to the city council and will result in a summary report available to the public. The city council may then choose to vote on putting a new station on a future ballot for a public vote of citizens, seek more information, or do nothing.

RECEIVED  
FEB 21 2019  
W  
T





- 1. Are you a registered voter of Gearhart? YES  (NO)
- 2. <sup>Do</sup> Are you own p Gearhart? YES  NO
- 3. Address: Are you in supp. Gearhart  
YES  (NO)  onse & Resiliency Station in Gearhart?
- 4. Taking into account emergency preparedness, proximity to respond, cost, and other pertinent info presented, **please rank in order 1-3** (1 being the best location) which concept/location you believe would *best serve* the needs of our community:

Concept A: Gearhart Park Station, rank: 2

Concept B: Pacific Way Station (current location), rank: 1

Concept C: High Point Station, rank: 3

- 5. Please provide detailed feedback on why you ranked the locations as you did and provide any other ideas or feedback you wish to help the process moving forward: *Option 1 & 2 do not require additional cost for land acquisition. Proximity to 101 and speed of access to population most important when considering cost. No construction project ever comes in on budget, on time, or on cost.*
- 6. Regarding funding, are you supportive of a bond? YES  (NO)
- 7. Regarding funding, would you like to see private donations\* to help cover costs?  
(YES)  NO  \*If Yes, please provide name and contact information for anyone who may be interested, and the City will reach out.

**Thank you for your feedback! Your opinion is very important to this process.**

**Disclaimer:** The results of this feedback form are for informational purposes only and do not constitute a vote of any kind. This feedback information will be provided to the city council and will result in a summary report available to the public. The city council may then choose to vote on putting a new station on a future ballot for a public vote of citizens, seek more information, or do nothing.

WJF/148  
4/16

1. Are you a registered voter of Gearhart? <sup>com</sup> YES  NO
2. Are you own property in Gearhart? YES  NO
3. Are you in support of a new Emergency Response & R  
YES  NO
4. Taking into account emergency preparedness, proxim  
pertinent info presented, **please rank in order 1-3**  
concept/location you believe would *best serve* the needs of our community.

Concept A: Gearhart Park Station, rank: 2

Concept B: Pacific Way Station (current location), rank: 1

Concept C: High Point Station, rank: 3

5. Please provide detailed feedback on why you ranked the locations as you did and provide any other ideas or feedback you wish to help the process moving forward: <sup>#1</sup> BEST ACCESS/RESPONSE TO 101 AND "ALL" AREAS OF GEARHART - NOT JUST THE RICHEST!  
#2 - SECOND BEST ACCESS/RESPONSE -  
MAY WANT INPUT FROM F.D. TO TEST ACCESS FROM SITES TO DIFF. AREAS OF GEARHART  
TO PUBLISH
6. Regarding funding, are you supportive of a bond? YES  NO
7. Regarding funding, would you like to see private donations\* to help cover costs?  
YES  NO  \*If Yes, please provide name and contact information for anyone who may be interested, and the City will reach out.

**Thank you for your feedback! Your opinion is very important to this process.**

**Disclaimer:** The results of this feedback form are for informational purposes only and do not constitute a vote of any kind. This feedback information will be provided to the city council and will result in a summary report available to the public. The city council may then choose to vote on putting a new station on a future ballot for a public vote of citizens, seek more information, or do nothing.

WJ (K) 4/24

1. Are you a registered voter of Gearhart? YES  NO
2. Are you own property in Gearhart?  YES NO
3. Are you in support of a new Emergency Response & Resiliency Station in Ge  
 YES NO

4. Taking into account emergency preparedness, proximity to respond, cost, and other pertinent info presented, **please rank in order 1-3** (1 being the best location) which concept/location you believe would *best serve* the needs of our community:

Concept A: Gearhart Park Station, rank: 2

Concept B: Pacific Way Station (current location), rank: 3

Concept C: High Point Station, rank: 1

5. Please provide detailed feedback on why you ranked the locations as you did and provide any other ideas or feedback you wish to help the process moving forward: I ranked the locations on the basis of which are safest when threatened by a major tsunami.

6. Regarding funding, are you supportive of a bond?  YES NO

7. Regarding funding, would you like to see private donations\* to help cover costs?  
 YES ? NO \*If Yes, please provide name and contact information for anyone who may be interested, and the City will reach out.

depends upon find location, design and construction

**Thank you for your feedback! Your opinion is very important to this process.**

**Disclaimer:** The results of this feedback form are for informational purposes only and do not constitute a vote of any kind. This feedback information will be provided to the city council and will result in a summary report available to the public. The city council may then choose to vote on putting a new station on a future ballot for a public vote of citizens, seek more information, or do nothing.

WF (K)  
3/27

1. Are you a registered voter of Gearhart? YES  NO

2. Do you own property in Gearhart? YES  NO   
*for approximately 57 yrs.*

3. Are you in support of a new Emergency Response & Resiliency Building in Gearhart?  
YES  NO   
*NOT ENOUGH information provided here to make a decision - why is a new facility required?*

4. Taking into account emergency preparedness, proximity to respond, cost, and other pertinent info presented, **please rank in order 1-3** (1 being the best location) which concept/location you believe would *best serve* the needs of our community:

Location A: Gearhart Park Station, rank: 3 **ABSOLUTELY NOT!**

Location B: Pacific Way Station (current location), rank: 1

Location C: High Point Station, rank: 2

5. Please provide detailed feedback on why you ranked the locations as you did and provide any other ideas or feedback you wish to help the process moving forward:

*Was a location on the East side of Hwy 101 researched? If not, why not? Regarding Location 3, it would mean the firetrucks would have to travel more on the city streets, spoil the views of the ocean, etc. etc. a TERRIBLE choice*

6. In regard to funding, are you supportive of a bond? YES  NO

*ONLY if ABSOLUTELY NECESSARY*

7. In regard to funding, would you like to see private donations\* to help cover costs?

YES

NO

*\*If Yes, please provide name and contact information for anyone who may be interested, and the City will reach out.*

*Disclaimer  
kind. This fi  
public. The  
seek more i*

*our opinion is very important  
for informational purposes only an  
the city council and will result in a  
putting a new station on a future b*

*P.S. I HA  
and  
TEL:*

*cannot check  
my winter home*

*WF  
4/1*

- 1. Are you a registered voter of Gearhart? COM YES (NO)
- 2. Are you own property in Gearhart? (YES) NO
- 3. Are you in support of a new Emergency Response & Resiliency Station in Gearhart?  
 YES NO ✓ UNDECIDED (not No)
- 4. Taking into account emergency preparedness, proximity to respond, cost, and other pertinent info presented, **please rank in order 1-3** (1 being the best location) which concept/location you believe would *best serve* the needs of our community:

Concept A: Gearhart Park Station, rank: 3

Concept B: Pacific Way Station (current location), rank: 1

Concept C: High Point Station, rank: 2

- 5. Please provide detailed feedback on why you ranked the locations as you did and provide any other ideas or feedback you wish to help the process moving forward: BUILDING AT THE PARK WILL DESTROY THE AMBLENCE OF GEARHART. IF ONE IS WORRIED ABOUT A TSUNAMI, PERHAPS A LOCATION EAST OF HWY 101 WOULD BE BEST

- 6. Regarding funding, are you supportive of a bond? (YES) NO

- 7. Regarding funding, would you like to see private donations\* to help cover costs?

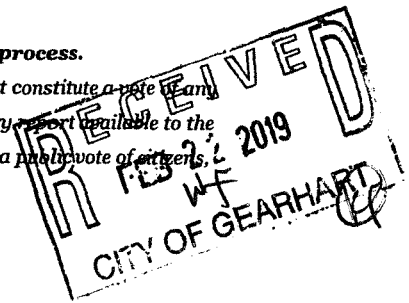
YES NO

UNDECIDED

(not No)

\*If Yes, please provide name and contact information for anyone who may be interested, and the City will reach out.

*Your opinion is very important to this process. For informational purposes only and do not constitute a vote to the city council and will result in a summary report available to the public. If you are interested in providing information, or do nothing.*



1. Are you a registered voter of Gearhart? YES NO

2. Are you own property in Gearhart? YES NO

3. Are you in support of a new Emergency Response & Resiliency Station in Gearhart? YES NO

4. Taking into account emergency preparedness, proximity to respond, cost, and other pertinent info presented, please rank in order 1-3 (1 being the best location) which concept/location you believe would best serve the needs of our community:

Concept A: Gearhart Park Station, rank: 1

Concept B: Pacific Way Station (current location), rank: 3

Concept C: High Point Station, rank: 2

5. Please provide detailed feedback on why you ranked the locations as you did and provide any other ideas or feedback you wish to help the process moving forward:

\_\_\_\_\_  
\_\_\_\_\_  
\_\_\_\_\_

6. Regarding funding, are you supportive of a bond? YES NO

7. Regarding funding, would you like to see private donations\* to help cover costs?

YES NO

*\*If Yes, please provide name and contact information for anyone who may be interested, and the City will reach out to them.*

AUTZEN FOUNDATION

**Thank you for your feedback! Your opinion is very important.**

**Disclaimer:** The results of this feedback form are for informational purpose only. This feedback information will be provided to the city council and will be made public. The city council may then choose to vote on putting a new station on a ballot, seek more information, or do nothing.

WF (K)  
3/5

1. Are you a registered voter of Gearhart? YES  NO
2. Are you own property in Gearhart? YES  NO
3. Are you in support of a new Emergency Response & Resiliency Station in Gearhart? YES  NO
4. Taking into account emergency preparedness, proximity to respond, cost, and other pertinent info presented, **please rank in order 1-3** (1 being the best location) which concept/location you believe would *best serve* the needs of our community:

Concept A: Gearhart Park Station, rank: 3

Concept B: Pacific Way Station (current location), rank: 2

BEST OPTION BY FAR → Concept C: High Point Station, rank: 1

would like to consider property next to H2O treatment center

5. Please provide detailed feedback on why you ranked the locations as you did and provide any other ideas or feedback you wish to help the process moving forward:

lets get over the anger over the park location - I would like to see everyone get behind a high point location and make sure a bond will indeed pass.

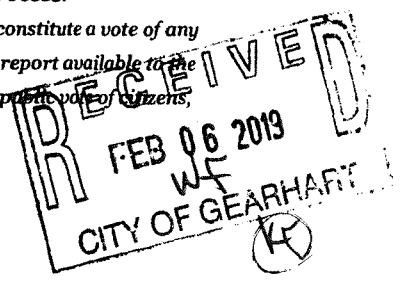
6. Regarding funding, are you supportive of a bond? YES  NO
7. Regarding funding, would you like to see private donations\* to help cover costs? YES  NO

\*If Yes, please provide name and contact information for anyone who may be interested, and the City will reach out.

above

**Thank you for your feedback! Your opinion is very important to this process.**

**Disclaimer:** The results of this feedback form are for informational purposes only and do not constitute a vote of any kind. This feedback information will be provided to the city council and will result in a summary report available to the public. The city council may then choose to vote on putting a new station on a future ballot for a public vote of citizens, seek more information, or do nothing.



1. Are you a registered voter of Gearhart? YES  NO
2. Are you own property in Gearhart?  YES  NO
3. Are you in support of a new Emergency Response & Resiliency Station in Gearhart?  
 YES  NO
4. Taking into account emergency preparedness, proximity to respond, cost, and other pertinent info presented, **please rank in order 1-3** (1 being the best location) which concept/location you believe would *best serve* the needs of our community:

Concept A: Gearhart Park Station, rank: 3

Concept B: Pacific Way Station (current location), rank: 2

Concept C: High Point Station, rank: 1

5. Please provide detailed feedback on why you ranked the locations as you did and provide any other ideas or feedback you wish to help the process moving forward: \_\_\_\_\_

1) sensitivity to terms & request for Concept A  
2) altitude for concept C

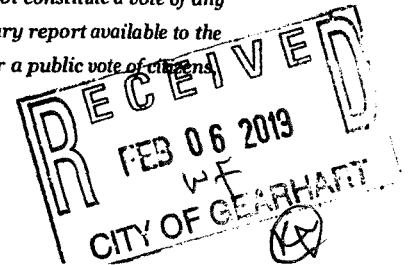
6. Regarding funding, are you supportive of a bond?  YES  NO
7. Regarding funding, would you like to see private donations\* to help cover costs?  
 YES  NO

*consider 30 yr bond so future buyers pay a share*

\*If Yes, please provide name and contact information for anyone who may be interested, and the City will reach out.

**Thank you for your feedback! Your opinion is very important to this process.**

**Disclaimer:** The results of this feedback form are for informational purposes only and do not constitute a vote of any kind. This feedback information will be provided to the city council and will result in a summary report available to the public. The city council may then choose to vote on putting a new station on a future ballot for a public vote of citizens seek more information, or do nothing.





EMAIL: MIRYAN@STORISOCIETYMUSIC.COM

1. Are you a registered voter of Gearhart? YES  NO
2. Are you own property in Gearhart? YES  NO
3. Are you in support of a new Emergency Response & Resiliency Station in Gearhart?  
YES  NO
4. Taking into account emergency preparedness, proximity to respond, cost, and other pertinent info presented, **please rank in order 1-3** (1 being the best location) which concept/location you believe would *best serve* the needs of our community:

Concept A: Gearhart Park Station, rank: 3

Concept B: Pacific Way Station (current location), rank: 1

Concept C: High Point Station, rank: 2

5. Please provide detailed feedback on why you ranked the locations as you did and provide any other ideas or feedback you wish to help the process moving forward: \_\_\_\_\_


Expense.

6. Regarding funding, are you supportive of a bond? YES  NO
7. Regarding funding, would you like to see private donations\* to help cover costs?  
YES  NO

*\*If Yes, please provide name and contact information for anyone who may be interested, and the City will reach out.*

**Thank you for your feedback! Your opinion is very important to this process.**

**Disclaimer:** The results of this feedback form are for informational purposes only and do not constitute a vote of any kind. This feedback information will be provided to the city council and will result in a summary report available to the public. The city council may then choose to vote on putting a new station on a future ballot for a public vote of citizens, seek more information, or do nothing.



Are you a registered voter of Gearhart? YES  NO

Do you own property in Gearhart?  YES NO

3. Are you in support of a new Emergency Response & Resiliency Station in Gearhart?  YES NO

4. Taking into account emergency preparedness, proximity to respond, cost, and other pertinent info presented, **please rank in order 1-3** (1 being the best location) which concept/location you believe would *best serve* the needs of our community:

Concept A: Gearhart Park Station, rank: 2

Concept B: Pacific Way Station (current location), rank: 3

Concept C: High Point Station, rank: 1

5. Please provide detailed feedback on why you ranked the locations as you did and provide any other ideas or feedback you wish to help the process moving forward: \_\_\_\_\_

ELEVATION + NATURE OF LOCAL

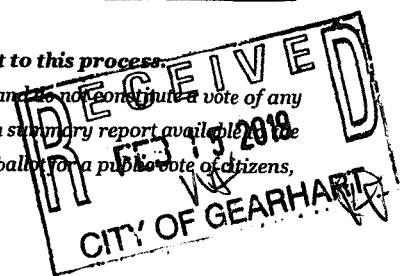
6. Regarding funding, are you supportive of a bond?  YES NO

7. Regarding funding, would you like to see private donations\* to help cover costs?  YES NO

*\*If Yes, please provide name and contact information for anyone who may be interested, and the City will reach out.*

**Thank you for your feedback! Your opinion is very important to this process.**

**Disclaimer:** The results of this feedback form are for informational purposes only and do not constitute a vote of any kind. This feedback information will be provided to the city council and will result in a summary report available to the public. The city council may then choose to vote on putting a new station on a future ballot for a public vote of citizens, seek more information, or do nothing.



Are you a registered voter of Gearhart? No  
Do you own property in Gearhart? Yes  
Are you in support of a new Emergency Response & Resiliency Building in Gearhart? Yes  
Which location would you rank as your #1 choice: Concept C: High Point Station  
Which location would you rank as your #2 choice: Concept A: Gearhart Park Station  
Which location would you rank as your #3 choice: Concept B: Pacific Way Station (Current Location)  
Feedback and additional info? Choices were made in order of resilience.  
Regarding funding, are you supportive of a bond? Yes  
Regarding funding, would you like to see private donations to help cover costs? Yes  
Donation contact info:  
Would you like to stay updated via email on the new station and other important city issues? Yes✓

The results of this submission may be viewed at:  
<https://www.cityofgearhart.com/node/3741/submission/7541>

1. Are you a registered voter of Gearhart? YES NO

2. Are you own property in Gearhart? YES NO

3. Are you in support of a new Emergency Response & Resiliency Station in Gearhart? YES NO

4. Taking into account emergency preparedness, proximity to respond, cost, and other pertinent info presented, please rank in order 1-3 (1 being the best location) which concept/location you believe would best serve the needs of our community:

Concept A: Gearhart Park Station, rank: 3

Concept B: Pacific Way Station (current location), rank: 2

Concept C: High Point Station, rank: 1

5. Please provide detailed feedback on why you ranked the locations as you did and provide any other ideas or feedback you wish to help the process moving forward:

THE PARK SHOULD BE LEFT ALONE


6. Regarding funding, are you supportive of a bond? YES NO

7. Regarding funding, would you like to see private donations\* to help cover costs? YES NO

\*If Yes, please provide name and contact information for anyone who may be interested, and the City will reach out.

Thank you for your feedback! Your opinion is very important to this process.

Disclaimer: The results of this feedback form are for informational purposes only and do not constitute a vote of any kind. This feedback information will be provided to the city council and will result in a summary report available to the public. The city council may then choose to vote on putting a new station on a future ballot for a public vote of citizens, seek more information, or do nothing.



1. Are you a registered voter of Gearhart?      YES       NO
2. Are you own property in Gearhart?       YES      NO
3. Are you in support of a new Emergency Response & Resiliency Station in Gearhart?  
YES       NO
4. Taking into account emergency preparedness, proximity to respond, cost, and other pertinent info presented, **please rank in order 1-3** (1 being the best location) which concept/location you believe would *best serve* the needs of our community:

Concept A: Gearhart Park Station, rank:   2  

Concept B: Pacific Way Station (current location), rank:   1  

Concept C: High Point Station, rank:   3  

5. Please provide detailed feedback on why you ranked the locations as you did and provide any other ideas or feedback you wish to help the process moving forward:

*I feel the current location is sufficient for the population it serves. It is a beach town which is only heavily populated during peak summer days which is a short season.*

6. Regarding funding, are you supportive of a bond?      YES       NO
7. Regarding funding, would you like to see private donations\* to help cover costs?  
 YES      NO

\*If Yes, please provide name and contact information for anyone who may be interested, and the City will reach out.

**Thank you for your feedback! Your opinion is very important to this process.**

**Disclaimer:** The results of this feedback form are for informational purposes only and do not constitute a vote of any kind. This feedback information will be provided to the city council and will result in a summary report available to the public. The city council may then choose to vote on putting a new station on a future ballot for a public vote of citizens, seek more information, or do nothing.

*WFK  
2/26*

EMAIL: ~~SYVU~~

1. Are you a registered voter of Gearhart? YES NO
2. Are you own property in Gearhart? YES NO
3. Are you in support of a new Emergency Response & Resiliency Station in Gearhart?  
YES NO
4. Taking into account emergency preparedness, proximity to respond, cost, and other pertinent info presented, **please rank in order 1-3** (1 being the best location) which concept/location you believe would *best serve* the needs of our community:

Concept A: Gearhart Park Station, rank: 3

Concept B: Pacific Way Station (current location), rank: 2

Concept C: High Point Station, rank: 1

5. Please provide detailed feedback on why you ranked the locations as you did and provide any other ideas or feedback you wish to help the process moving forward: \_\_\_\_\_  
\_\_\_\_\_  
\_\_\_\_\_

6. Regarding funding, are you supportive of a bond? YES NO
7. Regarding funding, would you like to see private donations\* to help cover costs?  
YES NO

*\*If Yes, please provide name and contact information for anyone who may be interested, and the City will reach out.*

**Thank you for your feedback! Your opinion is very important to this process.**  
**Disclaimer:** The results of this feedback form are for informational purposes only and do not constitute a vote of any kind. This feedback information will be provided to the city council and will result in a summary report available to the public. The city council may then choose to vote on putting a new station on a future ballot for a public vote of citizens, seek more information, or do nothing.

WF (CC)  
2/26

1. Are you a registered voter of Gearhart? YES  NO
2. Are you own property in Gearhart?  YES NO
3. Are you in support of a new Emergency Response & Resiliency Station in Gearhart?  
 YES NO
4. Taking into account emergency preparedness, proximity to respond, cost, and other pertinent info presented, **please rank in order 1-3** (1 being the best location) which concept/location you believe would *best serve* the needs of our community:

Concept A: Gearhart Park Station, rank: 2

Concept B: Pacific Way Station (current location), rank: 3

Concept C: High Point Station, rank: 1

5. Please provide detailed feedback on why you ranked the locations as you did and provide any other ideas or feedback you wish to help the process moving forward:

survival of the station is priority #1, 2, 3 -  
BEST achieved at highest point

6. Regarding funding, are you supportive of a bond?  YES NO

7. Regarding funding, would you like to see private donations\* to help cover costs?  
 YES NO

\*If Yes, please provide name and contact information for anyone who may be interested, and the City will reach out.

**Thank you for your feedback! Your opinion is very important to this process.**

**Disclaimer:** The results of this feedback form are for informational purposes only and do not constitute a vote of any kind. This feedback information will be provided to the city council and will result in a summary report available to the public. The city council may then choose to vote on putting a new station on a future ballot for a public vote of citizens, seek more information, or do nothing.

no  
 ✓ chg

\* 2nd onbom  
 no Jags  
 WF  
 2/4

EMAIL: \_\_\_\_\_

1. Are you a registered voter of Gearhart? YES  NO
2. Are you own property in Gearhart? YES  NO
3. Are you in support of a new Emergency Response & Resiliency Station in Gearhart?  
YES  NO  within reason!
4. Taking into account emergency preparedness, proximity to respond, cost, and other pertinent info presented, **please rank in order 1-3** (1 being the best location) which concept/location you believe would *best serve* the needs of our community:

Concept A: Gearhart Park Station, rank: 3

Concept B: Pacific Way Station (current location), rank: 1

Concept C: High Point Station, rank: 2

5. Please provide detailed feedback on why you ranked the locations as you did and provide any other ideas or feedback you wish to help the process moving forward: \_\_\_\_\_

Why are two of the options closer to the ocean and more subject to storm or tsunami ??? How about the elementary school grounds?

6. Regarding funding, are you supportive of a bond? YES  NO
7. Regarding funding, would you like to see private donations\* to help cover costs?  
YES  NO

If the size and location are reasonable.

\*If Yes, please provide name and contact information for anyone who may be interested, and the City will reach out.

**Thank you for your feedback! Your opinion is very important to this process.**

**Disclaimer:** The results of this feedback form are for informational purposes only and do not constitute a vote of any kind. This feedback information will be provided to the city council and will result in a summary report available to the public. The city council may then choose to vote on putting a new station on a future ballot for a public vote of citizens, seek more information, or do nothing.

Why would we turn our beautiful park into a fire station? And what about established homes that were not built or purchased next to the noise of a fire station. That is not fair to them to put a fire station next to their homes.

NS (V) 1/2



1. Are you a registered voter of Gearhart? YES  NO

2. Are you own property in Gearhart?  YES NO

3. Are you in support of a new Emergency Response & Resiliency Station in Gearhart?  
YES NO *Just Yes*

4. Taking into account emergency preparedness, proximity to respond, cost, and other pertinent info presented, **please rank in order 1-3** (1 being the best location) which concept/location you believe would *best serve* the needs of our community:

Concept A: Gearhart Park Station, rank: *Just NO*

Concept B: Pacific Way Station (current location), rank: 1 *new structure*

Concept C: High Point Station, rank: 2

5. Please provide detailed feedback on why you ranked the locations as you did and provide any other ideas or feedback you wish to help the process moving forward: I have been visiting Gearhart for over 40 years. Destroying a public park for a fire station seems very short sighted. I fully support a new structure, just not on a public park site. In the near future, our property will become a home for us. It's heartbreaking to think a decided public site would be destroyed, and in the process, create such divisions in Gearhart.

6. Regarding funding, are you supportive of a bond?  YES NO

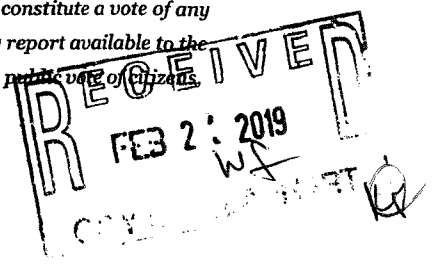
7. Regarding funding, would you like to see private donations\* to help cover costs?  YES NO

\*If Yes, please provide name and contact information for anyone who may be interested, and the City will reach out.

*Before providing this information, the city should provide the final site and projected costs of this project.*

**Thank you for your feedback! Your opinion is very important to this process.**

**Disclaimer:** The results of this feedback form are for informational purposes only and do not constitute a vote of any kind. This feedback information will be provided to the city council and will result in a summary report available to the public. The city council may then choose to vote on putting a new station on a future ballot for a public vote of citizens, seek more information, or do nothing.



1. Are you a registered voter of Gearhart?      YES       NO
2. Are you own property in Gearhart?       YES      NO
3. Are you in support of a new Emergency Response & Resiliency Station in Gearhart?  
YES       NO
4. Taking into account emergency preparedness, proximity to respond, cost, and other pertinent info presented, **please rank in order 1-3** (1 being the best location) which concept/location you believe would *best serve* the needs of our community:

Concept A: Gearhart Park Station, rank: 3

Concept B: Pacific Way Station (current location), rank: 1

Concept C: High Point Station, rank: 2

5. Please provide detailed feedback on why you ranked the locations as you did and provide any other ideas or feedback you wish to help the process moving forward: \_\_\_\_\_  
\_\_\_\_\_  
\_\_\_\_\_

6. Regarding funding, are you supportive of a bond?      YES       NO

7. Regarding funding, would you like to see private donations\* to help cover costs?  
YES       NO      *\*If Yes, please provide name and contact information for anyone who may be interested, and the City will reach out.*

**Thank you for your feedback! Your opinion is very important to this process.**

**Disclaimer:** The results of this feedback form are for informational purposes only and do not constitute a vote of any kind. This feedback information will be provided to the city council and will result in a summary report available to the public. The city council may then choose to vote on putting a new station on a future ballot for a public vote of citizens, seek more information, or do nothing.

WJ (10)  
2/25

1. Are you a registered voter of Gearhart? YES  NO
2. Are you own property in Gearhart? YES  NO
3. Are you in support of a new Emergency Response & Resiliency Station in Gearhart?  
YES  NO
4. Taking into account emergency preparedness, proximity to respond, cost, and other pertinent info presented, **please rank in order 1-3** (1 being the best location) which concept/location you believe would *best serve* the needs of our community:

Concept A: Gearhart Park Station, rank: 3

Concept B: Pacific Way Station (current location), rank: 2

Concept C: High Point Station, rank: 1

no chg

5. Please provide detailed feedback on why you ranked the locations as you did and provide any other ideas or feedback you wish to help the process moving forward: \_\_\_\_\_

Having a fire station closer to the water in the event of a tsunami would be disastrous. Should be located by Hwy 101, up it for maximum accessibility. The Park should be protected from development of any kind - public or private.

6. Regarding funding, are you supportive of a bond? YES  NO
7. Regarding funding, would you like to see private donations\* to help cover costs?  
YES  NO

\*If Yes, please provide name and contact information for anyone who may be interested, and the City will reach out.

**Thank you for your feedback! Your opinion is very important to this process.**

**Disclaimer:** The results of this feedback form are for informational purposes only and do not constitute a vote of any kind. This feedback information will be provided to the city council and will result in a summary report available to the public. The city council may then choose to vote on putting a new station on a future ballot for a public vote of citizens, seek more information, or do nothing.

\* 2nd Subm.  
NO w/f

1. Are you a registered voter of Gearhart?      YES      ~~NO~~
2. Are you own property in Gearhart?      YES      NO
3. Are you in support of a new Emergency Response & Resiliency Station in Gearhart?  
YES      NO
4. Taking into account emergency preparedness, proximity to respond, cost, and other pertinent info presented, **please rank in order 1-3** (1 being the best location) which concept/location you believe would *best serve* the needs of our community:

Concept A: Gearhart Park Station, rank: \_\_\_\_\_

Concept B: Pacific Way Station (current location), rank: ✓

Concept C: High Point Station, rank: \_\_\_\_\_

5. Please provide detailed feedback on why you ranked the locations as you did and provide any other ideas or feedback you wish to help the process moving forward: \_\_\_\_\_

I have no clear idea why the expense of moving to another location is required updating, etc yes. money could be better spent elsewhere

6. Regarding funding, are you supportive of a bond?      YES      NO

7. Regarding funding, would you like to see private donations\* to help cover costs?

YES      NO

\*If Yes, please provide name and contact information for anyone who may be interested, and the City will reach out.

**Thank you for your feedback! Your opinion is very important to this process.**

**Disclaimer:** The results of this feedback form are for informational purposes only and do not constitute a vote of any kind. This feedback information will be provided to the city council and will result in a summary report available to the public. The city council may then choose to vote on putting a new station on a future ballot for a public vote of citizens, seek more information, or do nothing.

WF ✓  
2/25

1. Are you a registered voter of Gearhart? YES  NO
2. Are you own property in Gearhart?  YES NO
3. Are you in support of a new Emergency Response & Resiliency Station in Gearhart?  
 YES NO
4. Taking into account emergency preparedness, proximity to respond, cost, and other pertinent info presented, **please rank in order 1-3** (1 being the best location) which concept/location you believe would *best serve* the needs of our community:

Concept A: Gearhart Park Station, rank: # 3

Concept B: Pacific Way Station (current location), rank: # 1

Concept C: High Point Station, rank: # 2

5. Please provide detailed feedback on why you ranked the locations as you did and provide any other ideas or feedback you wish to help the process moving forward: \_\_\_\_\_

what about the other side of the highway?

6. Regarding funding, are you supportive of a bond? YES  NO
7. Regarding funding, would you like to see private donations\* to help cover costs?  
 YES  NO

*\*If Yes, please provide name and contact information for anyone who may be interested, and the City will reach out.*

**Thank you for your feedback! Your opinion is very important to this process.**

**Disclaimer:** The results of this feedback form are for informational purposes only and do not constitute a vote of any kind. This feedback information will be provided to the city council and will result in a summary report available to the public. The city council may then choose to vote on putting a new station on a future ballot for a public vote of citizens, seek more information, or do nothing.

WF (K)  
2/25

1. Are you a registered voter of Gearhart? YES NO
2. Are you own property in Gearhart? YES NO
3. Are you in support of a new Emergency Response & Resiliency Station in Gearhart?  
YES NO
4. Taking into account emergency preparedness, proximity to respond, cost, and other pertinent info presented, **please rank in order 1-3** (1 being the best location) which concept/location you believe would *best serve* the needs of our community:

Concept A: Gearhart Park Station, rank: 3

Concept B: Pacific Way Station (current location), rank: 2

Concept C: High Point Station, rank: 1

5. Please provide detailed feedback on why you ranked the locations as you did and provide any other ideas or feedback you wish to help the process moving forward: \_\_\_\_\_

*After attending the gearhart meeting and learning all the facts, I strongly believe the High point station would best meet the needs of the community. I DO NOT support the Gearhart park station!! but conditionally*


6. Regarding funding, are you supportive of a bond? YES NO
7. Regarding funding, would you like to see private donations\* to help cover costs? YES NO

*conditionally*

\*If Yes, please provide name and contact information for anyone who may be interested, and the City will reach out.

**Thank you for your feedback! Your opinion is very important to this process.**

**Disclaimer:** The results of this feedback form are for informational purposes only and do not constitute a vote of any kind. This feedback information will be provided to the city council and will result in a summary report available to the public. The city council may then choose to vote on putting a new station on a future ballot for a public vote of citizens seek more information, or do nothing.



~~UNOFFICIAL FEEDBACK FORM~~

1. Are you a registered voter of Gearhart? YES  NO

2. Are you own property in Gearhart? YES  NO

3. Are you in support of a new Emergency Response & Resiliency Station in Gearhart?  
YES  NO

4. Taking into account emergency preparedness, proximity to respond, cost, and other pertinent info presented, **please rank in order 1-3** (1 being the best location) which concept/location you believe would *best serve* the needs of our community:

Concept A: Gearhart Park Station, rank: \_\_\_\_\_

Concept B: Pacific Way Station (current location), rank: 1

Concept C: High Point Station, rank: \_\_\_\_\_

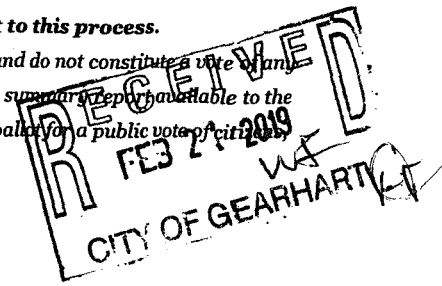
5. Please provide detailed feedback on why you ranked the locations as you did and provide any other ideas or feedback you wish to help the process moving forward: \_\_\_\_\_

Cost  
\_\_\_\_\_  
\_\_\_\_\_

6. Regarding funding, are you supportive of a bond? YES  NO

7. Regarding funding, would you like to see private donations\* to help cover costs?  
YES  NO   
*\*If Yes, please provide name and contact information for anyone who may be interested, and the City will reach out.*

**Thank you for your feedback! Your opinion is very important to this process.**  
**Disclaimer:** The results of this feedback form are for informational purposes only and do not constitute a vote of any kind. This feedback information will be provided to the city council and will result in a summary report available to the public. The city council may then choose to vote on putting a new station on a future ballot for a public vote of citizens. *seek more information, or do nothing.*



CONFIDENTIAL

1. Are you a registered voter of Gearhart? YES  NO
2. Are you own property in Gearhart?  YES NO
3. Are you in support of a new Emergency Response & Resiliency Station in Gearhart?  
 YES NO
4. Taking into account emergency preparedness, proximity to respond, cost, and other pertinent info presented, **please rank in order 1-3** (1 being the best location) which concept/location you believe would *best serve* the needs of our community:

Concept A: Gearhart Park Station, rank: 3

Concept B: Pacific Way Station (current location), rank: 1

Concept C: High Point Station, rank: 2

5. Please provide detailed feedback on why you ranked the locations as you did and provide any other ideas or feedback you wish to help the process moving forward:

I would prefer not to intrude on the existing  
Park space. Central to "downtown" Gearhart  
is preferred and is part of the history.

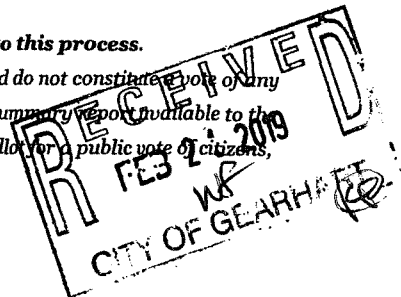
6. Regarding funding, are you supportive of a bond?  YES NO

7. Regarding funding, would you like to see private donations\* to help cover costs?  
 YES NO

*\*If Yes, please provide name and contact information for anyone who may be interested, and the City will reach out.*

**Thank you for your feedback! Your opinion is very important to this process.**

**Disclaimer:** The results of this feedback form are for informational purposes only and do not constitute a vote of any kind. This feedback information will be provided to the city council and will result in a summary report available to the public. The city council may then choose to vote on putting a new station on a future ballot for a public vote of citizens, seek more information, or do nothing.





~~CONFIDENTIAL - EVERYONE WHO RECEIVES THIS FORM WILL~~

1. Are you a registered voter of Gearhart? YES  NO

*Gearhart call  
503 222 6550*

2. Are you own property in Gearhart? YES  NO

3. Are you in support of a new Emergency Response & Resiliency Station in Gearhart?  
YES  NO

4. Taking into account emergency preparedness, proximity to respond, cost, and other pertinent info presented, **please rank in order 1-3** (1 being the best location) which concept/location you believe would *best serve* the needs of our community:

Concept A: Gearhart Park Station, rank: 3

Concept B: Pacific Way Station (current location), rank: 1

Concept C: High Point Station, rank: 2

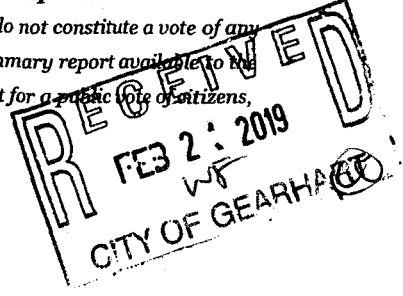
5. Please provide detailed feedback on why you ranked the locations as you did and provide any other ideas or feedback you wish to help the process moving forward: 1 - Everything is already there  
2 - Seems to fit criteria -  
3 - Park is needed when it is so don't use it -

6. Regarding funding, are you supportive of a bond? ? YES NO NO *What are the choices?*

7. Regarding funding, would you like to see private donations\* to help cover costs?  
YES  NO  *\*If Yes, please provide name and contact information for anyone who may be interested, and the City will reach out.*  
*Yes* Of course but that probably isn't realistic -

**Thank you for your feedback! Your opinion is very important to this process.**

**Disclaimer:** The results of this feedback form are for informational purposes only and do not constitute a vote of any kind. This feedback information will be provided to the city council and will result in a summary report available to the public. The city council may then choose to vote on putting a new station on a future ballot for a public vote of citizens, seek more information, or do nothing.



EMAIL: CHARLIE@TOWNCLERK.COM DEST PHONE: \_\_\_\_\_

- 1. Are you a registered voter of Gearhart?  YES  NO County says No
- 2. <sup>Do</sup> Are you own property in Gearhart?  YES  NO
- 3. Are you in support of a new Emergency Response & Resiliency Station in Gearhart?  
 YES  NO

4. Taking into account emergency preparedness, proximity to respond, cost, and other pertinent info presented, **please rank in order 1-3** (1 being the best location) which concept/location you believe would *best serve* the needs of our community:

Concept A: Gearhart Park Station, rank: 3

Concept B: Pacific Way Station (current location), rank: 2


Concept C: High Point Station, rank: 1

5. Please provide detailed feedback on why you ranked the locations as you did and provide any other ideas or feedback you wish to help the process moving forward: FIRST RESPONDERS SHOULD BE AS FAR AWAY AS POSSIBLE FROM A TSUNAMI ZONE.

6. Regarding funding, are you supportive of a bond?  YES  NO

7. Regarding funding, would you like to see private donations\* to help cover costs?  
YES  NO  
\*If Yes, please provide name and contact information for anyone who may be interested, and the City will reach out.

**Thank you for your feedback! Your opinion is very important to this process.**  
**Disclaimer:** The results of this feedback form are for informational purposes only and do not constitute a vote of any kind. This feedback information will be provided to the city council and will result in a summary report available to the public. The city council may then choose to vote on putting a new station on a future ballot for a public vote. Citizens seek more information, or do nothing.



- 1. Are you a registered voter of Gearhart?      YES       NO
- 2. Are you own property in Gearhart?       YES      NO
- 3. Are you in support of a new Emergency Response & Resiliency Station in Gearhart?  
 YES      NO
- 4. Taking into account emergency preparedness, proximity to respond, cost, and other pertinent info presented, **please rank in order 1-3** (1 being the best location) which concept/location you believe would *best serve* the needs of our community:

Concept A: Gearhart Park Station, rank:   1  

Concept B: Pacific Way Station (current location), rank:   3  

Concept C: High Point Station, rank:   2  

5. Please provide detailed feedback on why you ranked the locations as you did and provide any other ideas or feedback you wish to help the process moving forward: \_\_\_\_\_  
SELECTED THE HIGHEST ELEVATION ABOVE SEA LEVEL.

---




---

- 6. Regarding funding, are you supportive of a bond?      YES       NO
  - 7. Regarding funding, would you like to see private donations\* to help cover costs?  
YES       NO      *\*If Yes, please provide name and contact information for anyone who may be interested, and the City will reach out.*
- 

**Thank you for your feedback! Your opinion is very important to this process.**

**Disclaimer:** The results of this feedback form are for informational purposes only and do not constitute a vote of any kind. This feedback information will be provided to the city council and will result in a summary report available to the public. The city council may then choose to vote on putting a new station on a future ballot for a public vote of citizens, seek more information, or do nothing.



1. Are you a registered voter of Gearhart? YES  NO

2. Are you own property in Gearhart?  YES NO  
winter address ↑  
tele 760-837-3681

3. Are you in support of a new Emergency Response & Resiliency Station in Gearhart?  
YES NO ✓ just NO

4. Taking into account emergency preparedness, proximity to respond, cost, and other pertinent info presented, **please rank in order 1-3** (1 being the best location) which concept/location you believe would *best serve* the needs of our community:

Concept A: Gearhart Park Station, rank: 3

Concept B: Pacific Way Station (current location), rank: 1

Concept C: High Point Station, rank: 2

5. Please provide detailed feedback on why you ranked the locations as you did and provide any other ideas or feedback you wish to help the process moving forward: \_\_\_\_\_


The present location is very central - there is room to enlarge the station (I think) if that is needed.

6. Regarding funding, are you supportive of a bond?  YES NO

7. Regarding funding, would you like to see private donations\* to help cover costs?  
YES NO  
\*If Yes, please provide name and contact information for anyone who may be interested, and the City will reach out.

**Thank you for your feedback! Your opinion is very important to this process.**

**Disclaimer:** The results of this feedback form are for informational purposes only and do not constitute a vote of any kind. This feedback information will be provided to the city council and will result in a summary report available to the public. The city council may then choose to vote on putting a new station on a future ballot for public vote of citizens, seek more information, or do nothing.



1. Are you a registered voter of Gearhart? YES  NO

2. Are you own property in Gearhart?  YES NO

3. Are you in support of a new Emergency Response & Resiliency Station in Gearhart?  
YES NO *put NO*

4. Taking into account emergency preparedness, proximity to respond, cost, and other pertinent info presented, **please rank in order 1-3** (1 being the best location) which concept/location you believe would *best serve* the needs of our community:

Concept A: Gearhart Park Station, rank: 2

Concept B: Pacific Way Station (current location), rank: 1

Concept C: High Point Station, rank: 3

5. Please provide detailed feedback on why you ranked the locations as you did and provide any other ideas or feedback you wish to help the process moving forward: \_\_\_\_\_  
\_\_\_\_\_  
\_\_\_\_\_

6. Regarding funding, are you supportive of a bond?  YES NO


7. Regarding funding, would you like to see private donations\* to help cover costs?

YES NO

*\*If Yes, please provide name and contact information for anyone who may be interested, and the City will reach out.*

**Thank you for your feedback! Your opinion is very important to this process.**

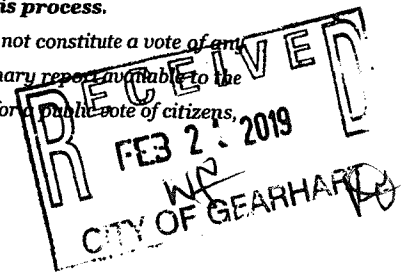
**Disclaimer:** The results of this feedback form are for informational purposes only and do not constitute a vote of any kind. This feedback information will be provided to the city council and will result in a summary report available to the public. The city council may then choose to vote on putting a new station on a future ballot for a public vote of citizens, seek more information, or do nothing.



1. Are you a registered voter of Gearhart? YES  NO
2. Are you own property in Gearhart? YES  NO
3. Are you in support of a new Emergency Response & Resiliency Station in Gearhart?  
 YES  NO
4. Taking into account emergency preparedness, proximity to respond, cost, and other pertinent info presented, **please rank in order 1-3** (1 being the best location) which concept/location you believe would *best serve* the needs of our community:
- Concept A: Gearhart Park Station, rank: 3 *I would never support the location*
- Concept B: Pacific Way Station (current location), rank: 2
- Concept C: High Point Station, rank: 1
5. Please provide detailed feedback on why you ranked the locations as you did and provide any other ideas or feedback you wish to help the process moving forward: The current fire station is in a TSUNAMI Inundation zone Gearhart park is in a TSUNAMI Inundation zone to relocate to the park is irresponsible, and endangers the community and wastes tax payer dollars!
6. Regarding funding, are you supportive of a bond? YES  NO
7. Regarding funding, would you like to see private donations\* to help cover costs? YES  NO  *Yes not in the park*
- \*If Yes, please provide name and contact information for anyone who may be interested, and the City will reach out.

**Thank you for your feedback! Your opinion is very important to this process.**

**Disclaimer:** The results of this feedback form are for informational purposes only and do not constitute a vote of any kind. This feedback information will be provided to the city council and will result in a summary report available to the public. The city council may then choose to vote on putting a new station on a future ballot for a public vote of citizens, seek more information, or do nothing.



1. Are you a registered voter of Gearhart? YES  NO
2. Are you own property in Gearhart?  YES NO
3. Are you in support of a new Emergency Response & Resiliency Station in Gearhart?  
YES  NO
4. Taking into account emergency preparedness, proximity to respond, cost, and other pertinent info presented, **please rank in order 1-3** (1 being the best location) which concept/location you believe would *best serve* the needs of our community:

Concept A: Gearhart Park Station, rank: 0

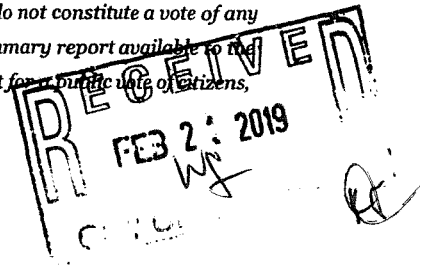
Concept B: Pacific Way Station (current location), rank: 1

Concept C: High Point Station, rank: 2

5. Please provide detailed feedback on why you ranked the locations as you did and provide any other ideas or feedback you wish to help the process moving forward:  
THE PARK IS PRECIOUS, IT MAKES NO SENSE TO BUILD ON IT. IF THE CITY BUILDS ON THE PARK, NO ONE WILL EVER DONATE LAND TO THE CITY AGAIN
6. Regarding funding, are you supportive of a bond? YES  NO
7. Regarding funding, would you like to see private donations\* to help cover costs?  
 YES  NO  
\*If Yes, please provide name and contact information for anyone who may be interested, and the City will reach out.

**Thank you for your feedback! Your opinion is very important to this process.**

**Disclaimer:** The results of this feedback form are for informational purposes only and do not constitute a vote of any kind. This feedback information will be provided to the city council and will result in a summary report available to the public. The city council may then choose to vote on putting a new station on a future ballot for a public vote of citizens, seek more information, or do nothing.



1. Are you a registered voter of Gearhart?      YES      NO
2. Are you own property in Gearhart?      YES      NO
3. Are you in support of a new Emergency Response & Resiliency Station in Gearhart?  
YES      NO
4. Taking into account emergency preparedness, proximity to respond, cost, and other pertinent info presented, **please rank in order 1-3** (1 being the best location) which concept/location you believe would *best serve* the needs of our community:

Concept A: Gearhart Park Station, rank: 2

Concept B: Pacific Way Station (current location), rank: 3

Concept C: High Point Station, rank: 1

5. Please provide detailed feedback on why you ranked the locations as you did and provide any other ideas or feedback you wish to help the process moving forward: \_\_\_\_\_

Height above sea level  
How resilient is the water system?

6. Regarding funding, are you supportive of a bond?      YES      NO

7. Regarding funding, would you like to see private donations\* to help cover costs?  
 YES      NO      *\*If Yes, please provide name and contact information for anyone who may be interested, and the City will reach out.*

**Thank you for your feedback! Your opinion is very important to this process.**

**Disclaimer:** The results of this feedback form are for informational purposes only and do not constitute a vote of any kind. This feedback information will be provided to the city council and will result in a summary report available to the public. The city council may then choose to vote on putting a new station on a future ballot for a public vote of citizens seek more information, or do nothing.

**RECEIVED**  
 FEB 21 2019  
 W.S.  
 (10)



(and home rental)

registered voter of Gearhart?

YES

NO

own property in Gearhart?

YES

NO

country shows no

3. Are you in support of a new Emergency Response & Resiliency Station in Gearhart?  
YES  NO

4. Taking into account emergency preparedness, proximity to respond, cost, and other pertinent info presented, **please rank in order 1-3** (1 being the best location) which concept/location you believe would *best serve* the needs of our community:

✓ Concept A: Gearhart Park Station, rank: 3

Concept B: Pacific Way Station (current location), rank: 1

✓ Concept C: High Point Station, rank: 3

5. Please provide detailed feedback on why you ranked the locations as you did and provide any other ideas or feedback you wish to help the process moving forward:

Why do you need to improve this building? It looks fine to me. Why do you need to continually raise taxes & spend money?

6. Regarding funding, are you supportive of a bond? YES

NO!

7. Regarding funding, would you like to see private donations\* to help cover costs?  
YES  NO

\*If Yes, please provide name and contact information for anyone who may be interested, and the City will reach out.

only if it is all private funding!

**Thank you for your feedback! Your opinion is very important to this process.**

**Disclaimer:** The results of this feedback form are for informational purposes only and do not constitute a vote of any kind. This feedback information will be provided to the city council and will result in a summary report available to the public. The city council may then choose to vote on putting a new station on a future ballot for a public vote of citizens, seek more information, or do nothing.

RECEIVED  
NOV 12 2019  
WF  
CITY OF GEARHART  
CP

1. Are you a registered voter of Gearhart? YES  NO
2. Are you own property in Gearhart? YES  NO
3. Are you in support of a new Emergency Response & Resiliency Station in Gearhart? YES  NO
4. Taking into account emergency preparedness, proximity to respond, cost, and other pertinent info presented, **please rank in order 1-3** (1 being the best location) which concept/location you believe would *best serve* the needs of our community:

Concept A: Gearhart Park Station, rank: 3

Concept B: Pacific Way Station (current location), rank: 2

~~A~~ Concept C: High Point Station, rank: 1

5. Please provide detailed feedback on why you ranked the locations as you did and provide any other ideas or feedback you wish to help the process moving forward:

*"High Point" is a good "compromise". Save the park to enjoy as we have always done and not destroy privacy for nearby neighboring property owners and save our own space. If there's not a big cost difference between B & C, C resolves issues & make sense.*

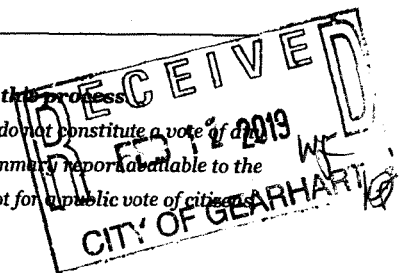
6. Regarding funding, are you supportive of a bond? YES  NO
7. Regarding funding, would you like to see private donations\* to help cover costs? YES  NO

\*If Yes, please provide name and contact information for anyone who may be interested, and the City will reach out.

*↳ makes "C" possible*

**Thank you for your feedback! Your opinion is very important to this process.**

**Disclaimer:** The results of this feedback form are for informational purposes only and do not constitute a vote of any kind. This feedback information will be provided to the city council and will result in a summary report available to the public. The city council may then choose to vote on putting a new station on a future ballot for a public vote of citizens seek more information, or do nothing.



1. Are you a registered voter of Gearhart? YES  NO
2. Are you own property in Gearhart?  YES  NO - condos
3. Are you in support of a new Emergency Response & Resiliency Station in Gearhart?  
YES  NO
4. Taking into account emergency preparedness, proximity to respond, cost, and other pertinent info presented, **please rank in order 1-3** (1 being the best location) which concept/location you believe would *best serve* the needs of our community:

Concept A: Gearhart Park Station, rank: 2 ✓

Concept B: Pacific Way Station (current location), rank: 1 ✓

Concept C: High Point Station, rank: 3 ✓

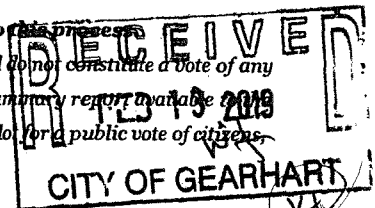
5. Please provide detailed feedback on why you ranked the locations as you did and provide any other ideas or feedback you wish to help the process moving forward: \_\_\_\_\_

I feel we should just remodel what we have.

6. Regarding funding, are you supportive of a bond? YES  NO
7. Regarding funding, would you like to see private donations\* to help cover costs?  
YES  NO

*\*If Yes, please provide name and contact information for anyone who may be interested, and the City will reach out.*

**Thank you for your feedback! Your opinion is very important to this process.**  
**Disclaimer:** The results of this feedback form are for informational purposes only and do not constitute a vote of any kind. This feedback information will be provided to the city council and will result in a summary report available to the public. The city council may then choose to vote on putting a new station on a future ballot for a public vote of citizens, seek more information, or do nothing.



1. Are you a registered voter of Gearhart? YES  NO

2. <sup>Do</sup> Are you own property in Gearhart?  YES NO

Are you in support of a new Emergency Response & Resiliency Station in Gearhart?

YES  NO

Taking into account emergency preparedness, proximity to respond, cost, and other pertinent info presented, **please rank in order 1-3** (1 being the best location) which concept/location you believe would *best serve* the needs of our community:

Concept A: Gearhart Park Station, rank: 3

Concept B: Pacific Way Station (current location), rank: 1

Concept C: High Point Station, rank: 2

5. Please provide detailed feedback on why you ranked the locations as you did and provide any other ideas or feedback you wish to help the process moving forward: \_\_\_\_\_

SAVE THE PARK


6. Regarding funding, are you supportive of a bond?  YES NO

7.  YES  NO Regarding funding, would you like to see private donations\* to help cover costs?

*\*If Yes, please provide name and contact information for anyone who may be interested, and the City will reach out.*

**Thank you for your feedback! Your opinion is very important to this process.**

**Disclaimer:** The results of this feedback form are for informational purposes only and do not constitute a vote of any kind. This feedback information will be provided to the city council and will result in a summary report available to the public. The city council may then choose to vote on putting a new station on a future ballot for a public vote of citizens, seek more information, or do nothing.



Are you a registered voter of Gearhart? YES  NO

Are you own property in Gearhart? YES  NO

Are you in support of a new Emergency Response & Resiliency Station in Gearhart?  
YES  NO

Taking into account emergency preparedness, proximity to respond, cost, and other pertinent info presented, **please rank in order 1-3** (1 being the best location) which concept/location you believe would *best serve* the needs of our community:

Concept A: Gearhart Park Station, rank: 3

Concept B: Pacific Way Station (current location), rank: 2

Concept C: High Point Station, rank: 1

5. Please provide detailed feedback on why you ranked the locations as you did and provide any other ideas or feedback you wish to help the process moving forward: \_\_\_\_\_

C IS BEST AS IT IS CLOSEST TO EMERGENCY ASSISTANCE ON Hwy 101  
A WOULD DESTROY THE USE OF THE PARK AND THE  
AMBIZANCE OF THE AREA NEAR THE BEACH.

6. Regarding funding, are you supportive of a bond? YES  NO

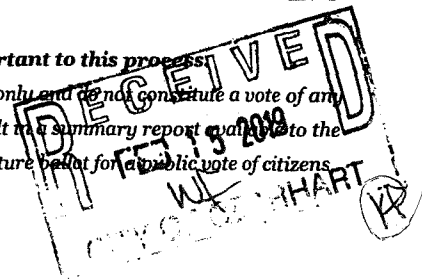
7. Regarding funding, would you like to see private donations\* to help cover costs?

YES

NO

\*If Yes, please provide name and contact information for anyone who may be interested, and the City will reach out.

**Thank you for your feedback! Your opinion is very important to this process.**  
**Disclaimer:** The results of this feedback form are for informational purposes only and do not constitute a vote of any kind. This feedback information will be provided to the city council and will result in a summary report available to the public. The city council may then choose to vote on putting a new station on a future ballot for a public vote of citizens seek more information, or do nothing.



- 4100 V.P. NET.
1. Are you a registered voter of Gearhart?      YES      NO
  2. Are you own property in Gearhart?      YES      NO
  3. Are you in support of a new Emergency Response & Resiliency Station in Gearhart?  
YES      NO
  4. Taking into account emergency preparedness, proximity to respond, cost, and other pertinent info presented, **please rank in order 1-3** (1 being the best location) which concept/location you believe would *best serve* the needs of our community:

Concept A: Gearhart Park Station, rank: \_\_\_\_\_

Concept B: Pacific Way Station (current location), rank: \_\_\_\_\_

Concept C: High Point Station, rank: 1

5. Please provide detailed feedback on why you ranked the locations as you did and provide any other ideas or feedback you wish to help the process moving forward: \_\_\_\_\_  
\_\_\_\_\_  
\_\_\_\_\_

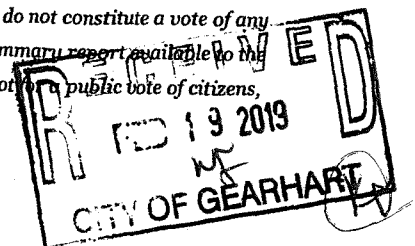
6. Regarding funding, are you supportive of a bond?      YES      NO
7. Regarding funding, would you like to see private donations\* to help cover costs?  
YES      NO

*\*If Yes, please provide name and contact information for anyone who may be interested, and the City will reach out.*

\_\_\_\_\_

**Thank you for your feedback! Your opinion is very important to this process.**

**Disclaimer:** The results of this feedback form are for informational purposes only and do not constitute a vote of any kind. This feedback information will be provided to the city council and will result in a summary report available to the public. The city council may then choose to vote on putting a new station on a future ballot for a public vote of citizens, seek more information, or do nothing.



1. Are you a registered voter of Gearhart? YES  NO

2. Are you own property in Gearhart?  YES NO

3. Are you in support of a new Emergency Response & Resiliency Station in Gearhart?  YES NO

4. Taking into account emergency preparedness, proximity to respond, cost, and other pertinent info presented, **please rank in order 1-3** (1 being the best location) which concept/location you believe would *best serve* the needs of our community:

Concept A: Gearhart Park Station, rank: 1

Concept B: Pacific Way Station (current location), rank: 3

Concept C: High Point Station, rank: 2

5. Please provide detailed feedback on why you ranked the locations as you did and provide any other ideas or feedback you wish to help the process moving forward: \_\_\_\_\_

\_\_\_\_\_  
\_\_\_\_\_

6. Regarding funding, are you supportive of a bond?  YES NO

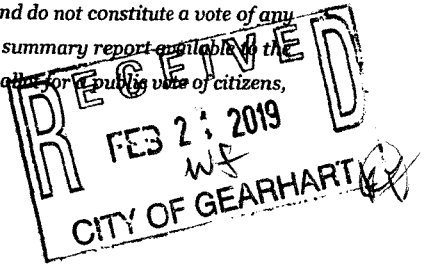
7. Regarding funding, would you like to see private donations\* to help cover costs?  YES NO

*\*If Yes, please provide name and contact information for anyone who may be interested, and the City will reach out.*

\_\_\_\_\_

**Thank you for your feedback! Your opinion is very important to this process.**

**Disclaimer:** The results of this feedback form are for informational purposes only and do not constitute a vote of any kind. This feedback information will be provided to the city council and will result in a summary report available to the public. The city council may then choose to vote on putting a new station on a future ballot for a public vote of citizens, seek more information, or do nothing.



- 1. Are you a registered voter of Gearhart?    YES    NO
- 2. Are you own property in Gearhart?    YES    NO
- 3. Are you in support of a new Emergency Response & Resiliency Station in Gearhart?  
YES    NO    *put in*
- 4. Taking into account emergency preparedness, proximity to respond, cost, and other pertinent info presented, **please rank in order 1-3** (1 being the best location) which concept/location you believe would *best serve* the needs of our community:

Concept A: Gearhart Park Station, rank: 3


Concept B: Pacific Way Station (current location), rank: 2

Concept C: High Point Station, rank: 1

- 5. Please provide detailed feedback on why you ranked the locations as you did and provide any other ideas or feedback you wish to help the process moving forward: \_\_\_\_\_  
High Point station would work best in a crisis situation and for emergency shelter too. The current location also saves cost and works well. The Park should stay a Park for the Public use + It's too close to Ocean and homes.
- 6. Regarding funding, are you supportive of a bond?    YES    NO
- 7. Regarding funding, would you like to see private donations\* to help cover costs?  
YES    NO    *\*If Yes, please provide name and contact information for anyone who may be interested, and the City will reach out.*

**Thank you for your feedback! Your opinion is very important to this process.**

**Disclaimer:** The results of this feedback form are for informational purposes only and do not constitute a vote of any kind. This feedback information will be provided to the city council and will result in a summary report available to the public. The city council may then choose to vote on putting a new station on a future ballot for a public vote of citizens, seek more information, or do nothing.





N/A \* 2nd rec'd (already online)

CITY OF GEARHART

GEARHART

M

Best location for a new Emergency Response Station won't be tabulated. Results from final tabulations.

To best serve the community, please select the best location for a new Emergency Response Station. Your selection will be used for final tabulations.

NAME:

MAILING ADDRESS:

PHYSIC ADDRESS:

EMAIL:

2

BEST PHONE#

1. Are you a registered voter in Gearhart?

YES

NO

2. Do you own property in Gearhart?

YES

NO

3. Are you in support of a new Emergency Response & Resiliency Station in Gearhart?

YES

NO

4. Taking into account emergency preparedness, proximity to respond, cost, and other pertinent info presented, please rank in order 1-3 (1 being the best location) which concept/location you believe would best serve the needs of our community:

Concept A: Gearhart Park Station, rank: \_\_\_\_\_

Concept B: Pacific Way Station (current location), rank: \_\_\_\_\_

Concept C: High Point Station, rank: \_\_\_\_\_

} need more info

5. Please provide detailed feedback on why you ranked the locations as you did and provide any other ideas or feedback you wish to help the process moving forward:

We cannot determine rank/preference w/out more details

6. Regarding funding, are you supportive of a bond?

YES

NO

7. Regarding funding, would you like to see private donations\* to help cover costs?

YES

NO

\*If Yes, please provide name and contact information for anyone who may be interested, and the City will reach out.


or grants/donations from other appropriate entities

Thank you for your feedback! Your opinion is very important to this process.

Disclaimer: The results of this feedback form are for informational purposes only and do not constitute a vote of any kind. This feedback information will be provided to the city council and will result in a summary report available to the public. The city council may then choose to vote on putting a new station on a future ballot for a public vote of citizens, seek more information, or do nothing.

(1) Location of volunteers' residency, ease of access!  
(2) planning/safeguards against isolation of property in case of natural disaster?  
(3) Long term financing thru bond sale or add'l taxes levied on home owners?

\* 2nd (AMP)

... I submitted our votes to the city. please send your name to finally  CITY OF GEARHART send in a check. Thank you for all you do!

To best serve  
Response  
Fail

NAME:  
MAILING  
PHYSIC  
EMAIL:

RF  
nt c  
nh  
ble

ation for a  
lections won  
from final tal

- Are you a registered voter of Gearhart? YES  NO
- Are you own property in Gearhart? YES  NO
- Are you in support of a new Emergency Response & Resiliency Station in Gearhart?  
YES  NO
- Taking into account emergency preparedness, proximity to respond, cost, and other pertinent info presented, **please rank in order 1-3** (1 being the best location) which concept/location you believe would *best serve* the needs of our community:

Concept A: Gearhart Park Station, rank: ~~#1~~ # 2 but love not!  
 Concept B: Pacific Way Station (current location), rank: # 3  
 Concept C: High Point Station, rank: # 1

5. Please provide detailed feedback on why you ranked the locations as you did and provide any other ideas or feedback you wish to help the process moving forward: \_\_\_\_\_

High Point just makes the most sense  
and removing our parks for all services  
would be a very sad day

6. Regarding funding, are you supportive of a bond? YES  NO

7. Regarding funding, would you like to see private donations\* to help cover costs?  
 YES  NO

\*If Yes, please provide name and contact information for anyone who may be interested, and the City will reach out.

we hope!

**Thank you for your feedback! Your opinion is very important to this process.**

**Disclaimer:** The results of this feedback form are for informational purposes only and do not constitute a vote of any kind. This feedback information will be provided to the city council and will result in a summary report available to the public. The city council may then choose to vote on putting a new station on a future ballot for a public vote of citizens, seek more information, or do nothing.

Na  
\* 2nd sub.

no chg

no chg

no chg

Ema

.com

Best

4

Are you a registered voter of Gearhart? \*

Yes

No

Do you own property in Gearhart? \*

Yes

No

Are you in support of a new Emergency Response & Resiliency Building in Gearhart? \*

Yes

No

Which location would you rank as your #1 choice \*

Concept A: Gearhart Park Station

Concept B: Pacific Way Station (Current Location)

Concept C: High Point Station

Which location would you rank as your #2 choice \*

Concept A: Gearhart Park Station

Concept B: Pacific Way Station (Current Location)

Concept C: High Point Station

Which location would you rank as your #3 choice \*

Concept A: Gearhart Park Station

*- ~~Should~~ should NOT be considered !!*

Concept B: Pacific Way Station (Current Location)

Concept C: High Point Station

Feedback and additional info? \*

*The park is part of our tradition, history & memories! Why would we ever take this wonderful space away from families & children?*

Please provide detailed feedback on why you ranked the locations as you did and provide any other ideas or feedback you wish to help the process moving forward.

Regarding funding, are you supportive of a bond? \*

Yes

No

Regarding funding, would you like to see private donations to help cover costs? \*

*o ~~Yes~~ Yes*

No

Donation contact info

If yes, please provide name and contact information for anyone who may be interested in donating to build a new station and the City will reach out.

Would you like to stay updated via email on the new station and other important city issues?

Yes

No

Submit



1. Are you a registered voter of Gearhart? YES  NO
2. Are you own property in Gearhart?  YES  NO
3. Are you in support of a new Emergency Response & Resiliency Station in Gearhart?  
 YES  NO
4. Taking into account emergency preparedness, proximity to respond, cost, and other pertinent info presented, **please rank in order 1-3** (1 being the best location) which concept/location you believe would *best serve* the needs of our community:

Concept A: Gearhart Park Station, rank: 3

Concept B: Pacific Way Station (current location), rank: 2

Concept C: High Point Station, rank: 1

5. Please provide detailed feedback on why you ranked the locations as you did and provide any other ideas or feedback you wish to help the process moving forward: LIKE TO SEE NEW STATION LOCATED DIFFERENTLY, BUT I WOULD HATE TO SEE THE PARK IMPACTED. GREAT PUBLIC SPACE FOR FAMILIES, AND COMMUNITY EVENTS,

6. Regarding funding, are you supportive of a bond?  YES  NO

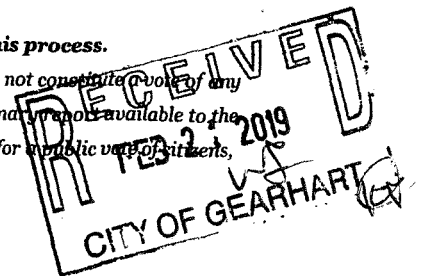
7. Regarding funding, would you like to see private donations\* to help cover costs?

YES  NO

*\*If Yes, please provide name and contact information for anyone who may be interested, and the City will reach out.*

**Thank you for your feedback! Your opinion is very important to this process.**

**Disclaimer:** The results of this feedback form are for informational purposes only and do not constitute a vote of any kind. This feedback information will be provided to the city council and will result in a summary report available to the public. The city council may then choose to vote on putting a new station on a future ballot for a public vote of citizens, seek more information, or do nothing.



1. Are you a registered voter of Gearhart? YES  NO
2. Are you own property in Gearhart?  YES NO
3. Are you in support of a new Emergency Response & Resiliency Station in Gearhart?  
YES  NO
4. Taking into account emergency preparedness, proximity to respond, cost, and other pertinent info presented, **please rank in order 1-3** (1 being the best location) which concept/location you believe would *best serve* the needs of our community:

Concept A: Gearhart Park Station, rank: \_\_\_\_\_

Concept B: Pacific Way Station (current location), rank: 1

Concept C: High Point Station, rank: \_\_\_\_\_


5. Please provide detailed feedback on why you ranked the locations as you did and provide any other ideas or feedback you wish to help the process moving forward: Do NOT believe GEARHART IS big ENOUGH TO REQUIRE A NEW STATION. AT BEST ADD ON TO EXISTING BLDG.

6. Regarding funding, are you supportive of a bond? YES  NO
7. Regarding funding, would you like to see private donations\* to help cover costs?  
YES  NO

*\*If Yes, please provide name and contact information for anyone who may be interested, and the City will reach out.*

**Thank you for your feedback! Your opinion is very important to this process.**

**Disclaimer:** The results of this feedback form are for informational purposes only and do not constitute a vote of any kind. This feedback information will be provided to the city council and will result in a summary report available to the public. The city council may then choose to vote on putting a new station on a future ballot or a public vote of citizens, seek more information, or do nothing.



1. Are you a registered voter of Gearhart? YES  NO
2. Are you own property in Gearhart? YES  NO  n/a
3. Are you in support of a new Emergency Response & Resiliency Station in Gearhart? YES  NO

4. Taking into account emergency preparedness, proximity to respond, cost, and other pertinent info presented, **please rank in order 1-3** (1 being the best location) which concept/location you believe would *best serve* the needs of our community:

Concept A: Gearhart Park Station, rank: 2

Concept B: Pacific Way Station (current location), rank: 3

Concept C: High Point Station, rank: 1

5. Please provide detailed feedback on why you ranked the locations as you did and provide any other ideas or feedback you wish to help the process moving forward: \_\_\_\_\_

1) High Point is highest and least controversial

2) Current location too low and too complicated

3) Park is controversial based on original purpose of land

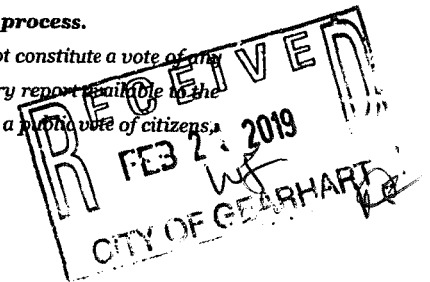
6. Regarding funding, are you supportive of a bond? YES  NO

7. Regarding funding, would you like to see private donations\* to help cover costs? YES  NO

\*If Yes, please provide name and contact information for anyone who may be interested, and the City will reach out.

**Thank you for your feedback! Your opinion is very important to this process.**

**Disclaimer:** The results of this feedback form are for informational purposes only and do not constitute a vote of any kind. This feedback information will be provided to the city council and will result in a summary report available to the public. The city council may then choose to vote on putting a new station on a future ballot for a public vote of citizens, seek more information, or do nothing.



1. Are you a registered voter of Gearhart? YES  NO

2. Are you own property in Gearhart?  YES NO

3. Are you in support of a new Emergency Response & Resiliency Station in Gearhart?  
YES  NO remodel existing facility

4. Taking into account emergency preparedness, proximity to respond, cost, and other pertinent info presented, **please rank in order 1-3** (1 being the best location) which concept/location you believe would *best serve* the needs of our community:

Concept A: Gearhart Park Station, rank: ~~3~~

Concept B: Pacific Way Station (current location), rank: 1

Concept C: High Point Station, rank: 2

5. Please provide detailed feedback on why you ranked the locations as you did and provide any other ideas or feedback you wish to help the process moving forward:

Since I was born in Gearhart, and my family has a long history on the North Coast, plus knowing Rosie Miller as a family friend and admired her foresight for a city park to be enjoyed by all. Lets work to enhance the park instead of a busy noisy hub

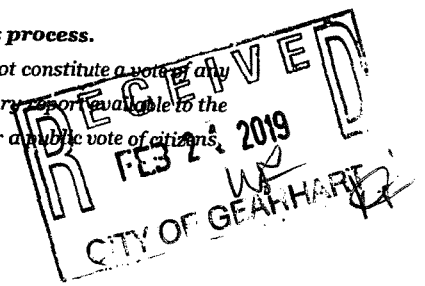
6. Regarding funding, are you supportive of a bond? YES  NO

7. Regarding funding, would you like to see private donations\* to help cover costs?  
YES  NO

\*If Yes, please provide name and contact information for anyone who may be interested, and the City will reach out.

**Thank you for your feedback! Your opinion is very important to this process.**

**Disclaimer:** The results of this feedback form are for informational purposes only and do not constitute a vote of any kind. This feedback information will be provided to the city council and will result in a summary report available to the public. The city council may then choose to vote on putting a new station on a future ballot for a public vote of citizens. seek more information, or do nothing.



1. Are you a registered voter of Gearhart? <sup>157</sup> YES  NO S/W mm 4-

2. <sup>Do</sup> Are you own property in Gearhart?  YES NO

3. Are you in support of a new Emergency Response & Resiliency Station in Gearhart?  
 YES NO

4. Taking into account emergency preparedness, proximity to respond, cost, and other pertinent info presented, **please rank in order 1-3** (1 being the best location) which concept/location you believe would *best serve* the needs of our community:

Concept A: Gearhart Park Station, rank: 3

Concept B: Pacific Way Station (current location), rank: 1

Concept C: High Point Station, rank: 2

5. Please provide detailed feedback on why you ranked the locations as you did and provide any other ideas or feedback you wish to help the process moving forward:

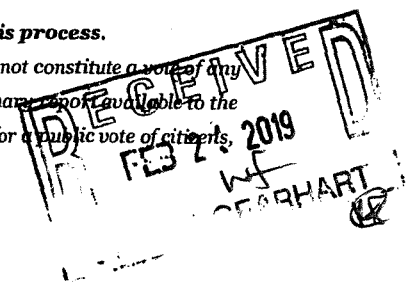
NOT LIVING FULL TIME IN GEARHART, I MAY NOT BE BEST INFORMED AS TO BEST LOCATION.

6. Regarding funding, are you supportive of a bond?  YES NO

7. Regarding funding, would you like to see private donations\* to help cover costs?  
YES  NO  
\*If Yes, please provide name and contact information for anyone who may be interested, and the City will reach out.

**Thank you for your feedback! Your opinion is very important to this process.**

**Disclaimer:** The results of this feedback form are for informational purposes only and do not constitute a vote of any kind. This feedback information will be provided to the city council and will result in a summary report available to the public. The city council may then choose to vote on putting a new station on a future ballot for a public vote of citizens, seek more information, or do nothing.





1. Are you a registered voter of Gearhart? YES NO

2. Are you own property in Gearhart? YES NO

3. Are you in support of a new Emergency Response & Resiliency Station in Gearhart?  
YES NO - just NO

4. Taking into account emergency preparedness, proximity to respond, cost, and other pertinent info presented, **please rank in order 1-3** (1 being the best location) which concept/location you believe would *best serve* the needs of our community:

Concept A: Gearhart Park Station, rank: 3

Concept B: Pacific Way Station (current location), rank: 1

Concept C: High Point Station, rank: 2

5. Please provide detailed feedback on why you ranked the locations as you did and provide any other ideas or feedback you wish to help the process moving forward: \_\_\_\_\_

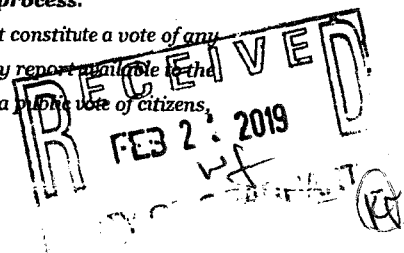
6. Regarding funding, are you supportive of a bond? YES NO

7. Regarding funding, would you like to see private donations\* to help cover costs?  
YES NO

*\*If Yes, please provide name and contact information for anyone who may be interested, and the City will reach out.*

**Thank you for your feedback! Your opinion is very important to this process.**

**Disclaimer:** The results of this feedback form are for informational purposes only and do not constitute a vote of any kind. This feedback information will be provided to the city council and will result in a summary report available to the public. The city council may then choose to vote on putting a new station on a future ballot for a public vote of citizens, seek more information, or do nothing.



1. Are you a registered voter of Gearhart? YES  NO

2. Are you own property in Gearhart? YES  NO

3. Are you in support of a new Emergency Response & Resiliency Station in Gearhart?  
YES  NO  *Just NO*

4. Taking into account emergency preparedness, proximity to respond, cost, and other pertinent info presented, **please rank in order 1-3** (1 being the best location) which concept/location you believe would *best serve* the needs of our community:

Concept A: Gearhart Park Station, rank: Just NO

Concept B: Pacific Way Station (current location), rank: 1 *new structure*

Concept C: High Point Station, rank: 2

5. Please provide detailed feedback on why you ranked the locations as you did and provide any other ideas or feedback you wish to help the process moving forward: I have been

visiting Gearhart for over 40 years. Destroying a public park for a fire station  
seems very short sighted. I fully support a new structure, just not

on a public park site. In the near future, our property will become a home  
for us. It's heartbreaking to think a dedicated public site would be destroyed, and in the

6. Regarding funding, are you supportive of a bond? YES  NO

7. Regarding funding, would you like to see private donations\* to help cover costs?


YES  NO

\*If Yes, please provide name and contact information for anyone who may be interested, and the City will reach out.

Before providing this information, the city should provide  
the final site and projected costs of this project.

Thank you for your feedback! Your opinion is very important to this process.

**Disclaimer:** The results of this feedback form are for informational purposes only and do not constitute a vote of any kind. This feedback information will be provided to the city council and will result in a summary report available to the public. The city council may then choose to vote on putting a new station on a future ballot for a public vote of citizens seek more information, or do nothing.



registered voter of Gearhart?

YES

NO

county shows no

(and home rental)

2. Are you own property in Gearhart?

YES

NO

3. Are you in support of a new Emergency Response & Resiliency Station in Gearhart?

YES

NO

4. Taking into account emergency preparedness, proximity to respond, cost, and other pertinent info presented, **please rank in order 1-3** (1 being the best location) which concept/location you believe would *best serve* the needs of our community:

✓ Concept A: Gearhart Park Station, rank: 3

Concept B: Pacific Way Station (current location), rank: 1

✓ Concept C: High Point Station, rank: 3

5. Please provide detailed feedback on why you ranked the locations as you did and provide any other ideas or feedback you wish to help the process moving forward:

Why do you need to improve this building? It looks fine to me. Why do you need to continually raise taxes & spend money?

6. Regarding funding, are you supportive of a bond?

YES

NO !

7. Regarding funding, would you like to see private donations\* to help cover costs?

YES

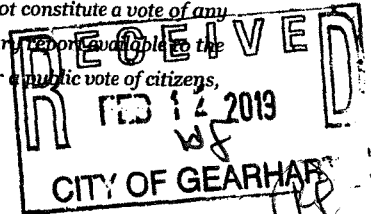
NO

\*If Yes, please provide name and contact information for anyone who may be interested, and the City will reach out.

only if it is all private funding!

**Thank you for your feedback! Your opinion is very important to this process.**

**Disclaimer:** The results of this feedback form are for informational purposes only and do not constitute a vote of any kind. This feedback information will be provided to the city council and will result in a summary report available to the public. The city council may then choose to vote on putting a new station on a future ballot for a public vote of citizens, seek more information, or do nothing.



1. Are you a registered voter of Gearhart? YES  NO
2. Are you own property in Gearhart?  YES NO
3. Are you in support of a new Emergency Response & Resiliency Station in Gearhart?  
 YES NO
4. Taking into account emergency preparedness, proximity to respond, cost, and other pertinent info presented, **please rank in order 1-3** (1 being the best location) which concept/location you believe would *best serve* the needs of our community:

Concept A: Gearhart Park Station, rank: 3

Concept B: Pacific Way Station (current location), rank: 2

Concept C: High Point Station, rank: 1

5. Please provide detailed feedback on why you ranked the locations as you did and provide any other ideas or feedback you wish to help the process moving forward:

*"High Point" is a good "compromise". Save the park to enjoy as we have always done and not destroy privacy for nearby neighboring property owners and save our own space. If there's not a big cost difference between B & C, C resolves issues & make sense.*


6. Regarding funding, are you supportive of a bond?  YES NO
7. Regarding funding, would you like to see private donations\* to help cover costs?  
 YES NO

\*If Yes, please provide name and contact information for anyone who may be interested, and the City will reach out.

*↳ makes "C" possible*

**Thank you for your feedback! Your opinion is very important to this process.**

**Disclaimer:** The results of this feedback form are for informational purposes only and do not constitute a vote of any kind. This feedback information will be provided to the city council and will result in a summary report available to the public. The city council may then choose to vote on putting a new station on a future ballot for a public vote of citizens. **seek more information, or do nothing.**



- 1. Are you a registered voter of Gearhart? YES  NO
- 2. Are you own property in Gearhart?  YES  NO *condos*
- 3. Are you in support of a new Emergency Response & Resiliency Station in Gearhart?  
YES  NO
- 4. Taking into account emergency preparedness, proximity to respond, cost, and other pertinent info presented, **please rank in order 1-3** (1 being the best location) which concept/location you believe would *best serve* the needs of our community:

Concept A: Gearhart Park Station, rank: 2 ✓

Concept B: Pacific Way Station (current location), rank: 1 ✓

Concept C: High Point Station, rank: 3 ✓

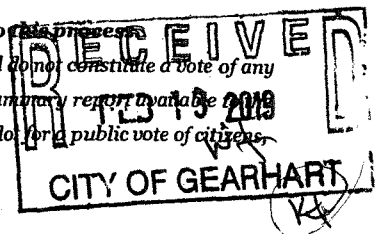
5. Please provide detailed feedback on why you ranked the locations as you did and provide any other ideas or feedback you wish to help the process moving forward: \_\_\_\_\_  
I feel we should just remodel what we have.

- 6. Regarding funding, are you supportive of a bond? YES  NO
- 7. Regarding funding, would you like to see private donations\* to help cover costs?  
YES  NO

*\*If Yes, please provide name and contact information for anyone who may be interested, and the City will reach out.*

**Thank you for your feedback! Your opinion is very important to this process.**

**Disclaimer:** The results of this feedback form are for informational purposes only and do not constitute a vote of any kind. This feedback information will be provided to the city council and will result in a summary report available to the public. The city council may then choose to vote on putting a new station on a future ballot for a public vote of citizens, seek more information, or do nothing.



1. Are you a registered voter of Gearhart? YES  NO

2. <sup>Do</sup> Are you own property in Gearhart?  YES NO

3. Are you in support of a new Emergency Response & Resiliency Station in Gearhart?  
YES  NO

Taking into account emergency preparedness, proximity to respond, cost, and other pertinent info presented, **please rank in order 1-3** (1 being the best location) which concept/location you believe would *best serve* the needs of our community:

Concept A: Gearhart Park Station, rank: 3

Concept B: Pacific Way Station (current location), rank: 1

Concept C: High Point Station, rank: 2


5. Please provide detailed feedback on why you ranked the locations as you did and provide any other ideas or feedback you wish to help the process moving forward: \_\_\_\_\_

SAVE THE PARK

6. Regarding funding, are you supportive of a bond?  YES NO

7.  YES  NO Regarding funding, would you like to see private donations\* to help cover costs?  
\*If Yes, please provide name and contact information for anyone who may be interested, and the City will reach out.

**Thank you for your feedback! Your opinion is very important to this process.**  
**Disclaimer:** The results of this feedback form are for informational purposes only and do not constitute a vote of any kind. This feedback information will be provided to the city council and will result in a summary report available to the public. The city council may then choose to vote on putting a new station on a future ballot for a public vote of citizens, seek more information, or do nothing.



- Are you a registered voter of Gearhart? YES  NO
2. Are you own property in Gearhart? YES  NO
3. Are you in support of a new Emergency Response & Resiliency Station in Gearhart?  
YES  NO
4. Taking into account emergency preparedness, proximity to respond, cost, and other pertinent info presented, **please rank in order 1-3** (1 being the best location) which concept/location you believe would *best serve* the needs of our community:

Concept A: Gearhart Park Station, rank: 3

Concept B: Pacific Way Station (current location), rank: 2

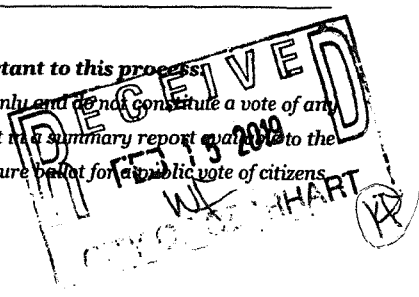
Concept C: High Point Station, rank: 1

5. Please provide detailed feedback on why you ranked the locations as you did and provide any other ideas or feedback you wish to help the process moving forward: \_\_\_\_\_
- C IS BEST AS IT IS CLOSER TO EMERGENCY ASSISTANCE ON Hwy 101  
A WOULD DESTROY THE USE OF THE PARK AND THE  
AMBIANCE OF THE AREA NEAR THE BEACH.

6. Regarding funding, are you supportive of a bond? YES  NO
7. Regarding funding, would you like to see private donations\* to help cover costs?  
YES  NO
- \*If Yes, please provide name and contact information for anyone who may be interested, and the City will reach out.

**Thank you for your feedback! Your opinion is very important to this process.**

**Disclaimer:** The results of this feedback form are for informational purposes only and do not constitute a vote of any kind. This feedback information will be provided to the city council and will result in a summary report available to the public. The city council may then choose to vote on putting a new station on a future ballot for a public vote of citizens seek more information, or do nothing.



1. Are you a registered voter of Gearhart? YES NO

2. Are you own property in Gearhart? YES NO

3. Are you in support of a new Emergency Response & Resiliency Station in Gearhart?  
YES NO

4. Taking into account emergency preparedness, proximity to respond, cost, and other pertinent info presented, **please rank in order 1-3** (1 being the best location) which concept/location you believe would *best serve* the needs of our community:

Concept A: Gearhart Park Station, rank: \_\_\_\_\_

Concept B: Pacific Way Station (current location), rank: \_\_\_\_\_

Concept C: High Point Station, rank: 1

5. Please provide detailed feedback on why you ranked the locations as you did and provide any other ideas or feedback you wish to help the process moving forward: \_\_\_\_\_

\_\_\_\_\_  
\_\_\_\_\_  
\_\_\_\_\_


6. Regarding funding, are you supportive of a bond? YES NO

7. Regarding funding, would you like to see private donations\* to help cover costs?  
YES NO *\*If Yes, please provide name and contact information for anyone who may be interested, and the City will reach out.*

\_\_\_\_\_

**Thank you for your feedback! Your opinion is very important to this process.**

**Disclaimer:** The results of this feedback form are for informational purposes only and do not constitute a vote of any kind. This feedback information will be provided to the city council and will result in a summary report available to the public. The city council may then choose to vote on putting a new station on a future ballot for a public vote of citizens, seek more information, or do nothing.





- 1. Are you a registered voter of Gearhart?      YES       NO
- 2. <sup>DS</sup> Are you own property in Gearhart?       YES      NO
- 3. Are you in support of a new Emergency Response & Resiliency Station in Gearhart?  
 YES      NO
- 4. Taking into account emergency preparedness, proximity to respond, cost, and other pertinent info presented, **please rank in order 1-3** (1 being the best location) which concept/location you believe would *best serve* the needs of our community:

Concept A: Gearhart Park Station, rank: 1

Concept B: Pacific Way Station (current location), rank: 3

Concept C: High Point Station, rank: 2

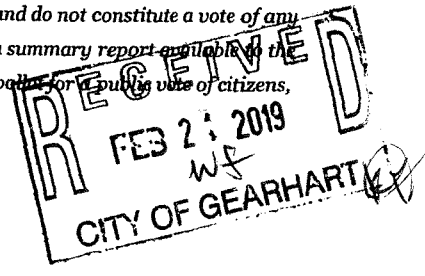
5. Please provide detailed feedback on why you ranked the locations as you did and provide any other ideas or feedback you wish to help the process moving forward: \_\_\_\_\_  
 \_\_\_\_\_  
 \_\_\_\_\_

6. Regarding funding, are you supportive of a bond?       YES      NO

7. Regarding funding, would you like to see private donations\* to help cover costs?  
 YES      NO      *\*If Yes, please provide name and contact information for anyone who may be interested, and the City will reach out.*

**Thank you for your feedback! Your opinion is very important to this process.**

**Disclaimer:** The results of this feedback form are for informational purposes only and do not constitute a vote of any kind. This feedback information will be provided to the city council and will result in a summary report available to the public. The city council may then choose to vote on putting a new station on a future ballot for public vote of citizens, seek more information, or do nothing.



1. Are you a registered voter of Gearhart? YES  NO
2. Are you own property in Gearhart?  YES NO
3. Are you in support of a new Emergency Response & Resiliency Station in Gearhart?  
YES  NO *put in*
4. Taking into account emergency preparedness, proximity to respond, cost, and other pertinent info presented, **please rank in order 1-3** (1 being the best location) which concept/location you believe would *best serve* the needs of our community:

Concept A: Gearhart Park Station, rank: 3

Concept B: Pacific Way Station (current location), rank: 2

Concept C: High Point Station, rank: 1

5. Please provide detailed feedback on why you ranked the locations as you did and provide any other ideas or feedback you wish to help the process moving forward: \_\_\_\_\_

High Point Station would work best in a crisis situation and for emergency shelter too. The current location also saves cost and works well. The Park should stay a Park for the Public use + it's too close to ocean and homes.

6. Regarding funding, are you supportive of a bond?  YES NO


7. Regarding funding, would you like to see private donations\* to help cover costs?

YES NO

*\*If Yes, please provide name and contact information for anyone who may be interested, and the City will reach out.*

**Thank you for your feedback! Your opinion is very important to this process.**

**Disclaimer:** The results of this feedback form are for informational purposes only and do not constitute a vote of any kind. This feedback information will be provided to the city council and will result in a summary report available to the public. The city council may then choose to vote on putting a new station on a future ballot for a public vote of citizens. *seek more information, or do nothing.*



1. Are you a registered voter of Gearhart? YES  NO
2. Are you own property in Gearhart?  YES  NO
3. Are you in support of a new Emergency Response & Resiliency Station in Gearhart?  
 YES  NO
4. Taking into account emergency preparedness, proximity to respond, cost, and other pertinent info presented, **please rank in order 1-3** (1 being the best location) which concept/location you believe would *best serve* the needs of our community:

Concept A: Gearhart Park Station, rank: 3

Concept B: Pacific Way Station (current location), rank: 2

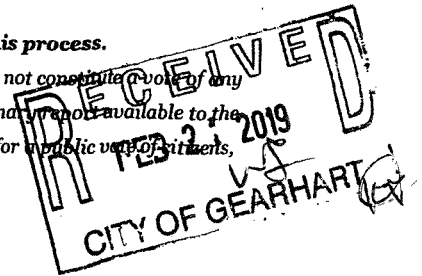
Concept C: High Point Station, rank: 1

5. Please provide detailed feedback on why you ranked the locations as you did and provide any other ideas or feedback you wish to help the process moving forward: LIKE TO SEE NEW STATION LOCATED DIFFERENTLY, BUT I WOULD HATE TO SEE THE PARK IMPACTED. GREAT PUBLIC SPACE FOR FAMILIES, AND COMMUNITY EVENTS.
6. Regarding funding, are you supportive of a bond?  YES  NO
7. Regarding funding, would you like to see private donations\* to help cover costs?  
 YES  NO

*\*If Yes, please provide name and contact information for anyone who may be interested, and the City will reach out.*

**Thank you for your feedback! Your opinion is very important to this process.**

**Disclaimer:** The results of this feedback form are for informational purposes only and do not constitute a vote of any kind. This feedback information will be provided to the city council and will result in a summary report available to the public. The city council may then choose to vote on putting a new station on a future ballot for public vote of citizens, seek more information, or do nothing.



1. Are you a registered voter of Gearhart? YES  NO
2. Are you own property in Gearhart?  YES NO
3. Are you in support of a new Emergency Response & Resiliency Station in Gearhart?  
YES  NO
4. Taking into account emergency preparedness, proximity to respond, cost, and other pertinent info presented, **please rank in order 1-3** (1 being the best location) which concept/location you believe would *best serve* the needs of our community:

Concept A: Gearhart Park Station, rank: \_\_\_\_\_

Concept B: Pacific Way Station (current location), rank: 1

Concept C: High Point Station, rank: \_\_\_\_\_

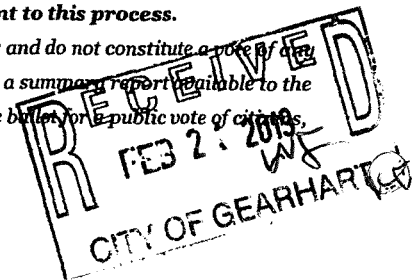
5. Please provide detailed feedback on why you ranked the locations as you did and provide any other ideas or feedback you wish to help the process moving forward: Do NOT believe GEARHART IS big ENOUGH TO REQUIRE A NEW STATION. AT BEST ADD ON TO EXISTING BLDG.

6. Regarding funding, are you supportive of a bond? YES  NO
7. Regarding funding, would you like to see private donations\* to help cover costs?  
YES  NO

*\*If Yes, please provide name and contact information for anyone who may be interested, and the City will reach out.*

**Thank you for your feedback! Your opinion is very important to this process.**

**Disclaimer:** The results of this feedback form are for informational purposes only and do not constitute a vote of any kind. This feedback information will be provided to the city council and will result in a summary report available to the public. The city council may then choose to vote on putting a new station on a future ballot for a public vote of citizens, seek more information, or do nothing.



1. Are you a registered voter of Gearhart? YES  NO
2. Are you own property in Gearhart? YES  NO  *n/a*
3. Are you in support of a new Emergency Response & Resiliency Station in Gearhart? YES  NO
4. Taking into account emergency preparedness, proximity to respond, cost, and other pertinent info presented, **please rank in order 1-3** (1 being the best location) which concept/location you believe would *best serve* the needs of our community:

Concept A: Gearhart Park Station, rank: 2

Concept B: Pacific Way Station (current location), rank: 3

Concept C: High Point Station, rank: 1

5. Please provide detailed feedback on why you ranked the locations as you did and provide any other ideas or feedback you wish to help the process moving forward: \_\_\_\_\_

1) High Point is highest and least controversial

2) Current location too low and too complicated

3) Park is controversial based on original purpose of land

6. Regarding funding, are you supportive of a bond? YES  NO

7. Regarding funding, would you like to see private donations\* to help cover costs?

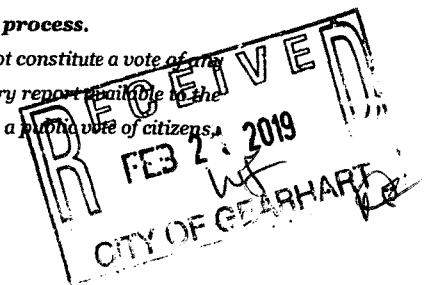
YES

NO

*\*If Yes, please provide name and contact information for anyone who may be interested, and the City will reach out.*

**Thank you for your feedback! Your opinion is very important to this process.**

**Disclaimer:** The results of this feedback form are for informational purposes only and do not constitute a vote of any kind. This feedback information will be provided to the city council and will result in a summary report available to the public. The city council may then choose to vote on putting a new station on a future ballot for a public vote of citizens. seek more information, or do nothing.



1. Are you a registered voter of Gearhart? YES  NO

2. Are you own property in Gearhart?  YES NO

3. Are you in support of a new Emergency Response & Resiliency Station in Gearhart?  
YES  NO remodel Existing facility

4. Taking into account emergency preparedness, proximity to respond, cost, and other pertinent info presented, please rank in order 1-3 (1 being the best location) which concept/location you believe would best serve the needs of our community:

Concept A: Gearhart Park Station, rank: ~~3~~

Concept B: Pacific Way Station (current location), rank: 1

Concept C: High Point Station, rank: 2

5. Please provide detailed feedback on why you ranked the locations as you did and provide any other ideas or feedback you wish to help the process moving forward:

Since I was born in Gearhart, and my family has a long history on the North Coast, plus knowing Reshka Miller as a family friend and admired her foresight for a city park to be enjoyed by all. Lets work to enhance the park instead of a busy noisy hub

6. Regarding funding, are you supportive of a bond? YES  NO

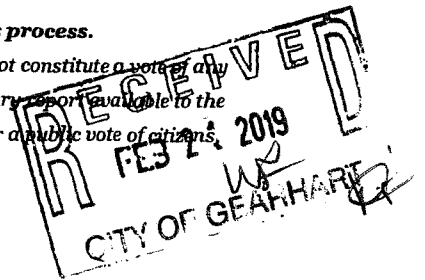
7. Regarding funding, would you like to see private donations\* to help cover costs?

YES  NO

\*If Yes, please provide name and contact information for anyone who may be interested, and the City will reach out.

Thank you for your feedback! Your opinion is very important to this process.

Disclaimer: The results of this feedback form are for informational purposes only and do not constitute a vote of any kind. This feedback information will be provided to the city council and will result in a summary report available to the public. The city council may then choose to vote on putting a new station on a future ballot for a public vote of citizens, seek more information, or do nothing.



1. Are you a registered voter of Gearhart? YES  NO  S/W Wm 2/4

2. <sup>Do</sup> Are you own property in Gearhart? YES  NO

3. Are you in support of a new Emergency Response & Resiliency Station in Gearhart?  
YES  NO

4. Taking into account emergency preparedness, proximity to respond, cost, and other pertinent info presented, **please rank in order 1-3** (1 being the best location) which concept/location you believe would *best serve* the needs of our community:

Concept A: Gearhart Park Station, rank: 3

Concept B: Pacific Way Station (current location), rank: 1

Concept C: High Point Station, rank: 2

5. Please provide detailed feedback on why you ranked the locations as you did and provide any other ideas or feedback you wish to help the process moving forward:


NOT LIVING FULL TIME IN GEARHART, I MAY NOT BE BEST INFORMED AS TO BEST LOCATION.

6. Regarding funding, are you supportive of a bond? YES  NO

7. Regarding funding, would you like to see private donations\* to help cover costs?  
YES  NO  \*If Yes, please provide name and contact information for anyone who may be interested, and the City will reach out.

**Thank you for your feedback! Your opinion is very important to this process.**

**Disclaimer:** The results of this feedback form are for informational purposes only and do not constitute a vote of any kind. This feedback information will be provided to the city council and will result in a summary report available to the public. The city council may then choose to vote on putting a new station on a future ballot for a public vote of citizens, seek more information, or do nothing.



1. Are you a registered voter of Gearhart? YES  NO
2. Do you own property in Gearhart? YES  NO
3. Are you in support of a new Emergency Response & Resiliency Building in Gearhart?  
YES  NO
4. Taking into account emergency preparedness, proximity to respond, cost, and other pertinent info presented, **please rank in order 1-3** (1 being the best location) which concept/location you believe would *best serve* the needs of our community:

Location A: Gearhart Park Station, rank: ~~1~~

Location B: Pacific Way Station (current location), rank: 2

Location C: High Point Station, rank: 1

5. Please provide detailed feedback on why you ranked the locations as you did and provide any other ideas or feedback you wish to help the process moving forward: The park is our only park & is a historical gathering place in our community. The open space & view is gone forever. A firehouse would bring extra traffic that presents a danger for children and pets in a play area that is so close.

6. In regard to funding, are you supportive of a bond? YES  NO
7. In regard to funding, would you like to see private donations\* to help cover costs?  
YES  NO

\*If Yes, please provide name and contact information for anyone who may be interested, and the City will reach out.

**Thank you for your feedback! Your opinion is very important to this process.**

**Disclaimer:** The results of this feedback form are for informational purposes only and do not constitute a vote of any kind. This feedback information will be provided to the city council and will result in a summary report available to the public. The city council may then choose to vote on putting a new station on a future ballot for a public vote of citizens, seek more information, or do nothing.

*Handwritten signature/initials*



1. Are you a registered voter of Gearhart?

~~not~~  
YES

NO

2. Do you own property in Gearhart?

YES

NO

3. Are you in support of a new Emergency Response & Resiliency Building in Gearhart?

YES

NO

4. Taking into account emergency preparedness, proximity to respond, cost, and other pertinent info presented, **please rank in order 1-3** (1 being the best location) which concept/location you believe would *best serve* the needs of our community:

Location A: Gearhart Park Station, rank: 3

Location B: Pacific Way Station (current location), rank: ~~3~~ 2

Location C: High Point Station, rank: 1

5. Please provide detailed feedback on why you ranked the locations as you did and provide any other ideas or feedback you wish to help the process moving forward:

Better location in case of tsunami is High Point.

6. In regard to funding, are you supportive of a bond?

YES

NO

7. In regard to funding, would you like to see private donations\* to help cover costs?

YES

NO

*\*If Yes, please provide name and contact information for anyone who may be interested, and the City will reach out.*

you may contact us.

**Thank you for your feedback! Your opinion is very important to this process.**

**Disclaimer:** The results of this feedback form are for informational purposes only and do not constitute a vote of any kind. This feedback information will be provided to the city council and will result in a summary report available to the public. The city council may then choose to vote on putting a new station on a future ballot for a public vote of citizens, seek more information, or do nothing.

*Step 2nd*

EMAIL: \_\_\_\_\_

chgc

- 1. Are you a registered voter of Gearhart? YES  NO
- 2. Do you own property in Gearhart? YES  NO
- 3. Are you in support of a new Emergency Response & Resiliency Building in Gearhart? YES  NO
- 4. Taking into account emergency preparedness, proximity to respond, cost, and other pertinent info presented, **please rank in order 1-3** (1 being the best location) which concept/location you believe would *best serve* the needs of our community:

Location A: Gearhart Park Station, rank: 3

Location B: Pacific Way Station (current location), rank: 1

Location C: High Point Station, rank: 2

chgd

- 5. Please provide detailed feedback on why you ranked the locations as you did and provide any other ideas or feedback you wish to help the process moving forward: \_\_\_\_\_

With the goal of moving away from tsunami  
moving farther from ocean is most prudent for  
both emergency workers and residents.

chgc

- 6. In regard to funding, are you supportive of a bond? YES  NO
- 7. In regard to funding, would you like to see private donations\* to help cover costs?  
 YES  NO  *\*If Yes, please provide name and contact information for anyone who may be interested, and the City will reach out.*

**Thank you for your feedback! Your opinion is very important to this process.**

**Disclaimer:** The results of this feedback form are for informational purposes only and do not constitute a vote of any kind. This feedback information will be provided to the city council and will result in a summary report available to the public. The city council may then choose to vote on putting a new station on a future ballot for a public vote of citizens, seek more information, or do nothing.

*at deep 2/11*

1. Are you a registered voter of Gearhart?      YES      NO
2. Are you own property in Gearhart?      YES      NO
3. Are you in support of a new Emergency Response & Resiliency Station in Gearhart?  
YES      NO
4. Taking into account emergency preparedness, proximity to respond, cost, and other pertinent info presented, **please rank in order 1-3** (1 being the best location) which concept/location you believe would *best serve* the needs of our community:

Concept A: Gearhart Park Station, rank: \_\_\_\_\_

Concept B: Pacific Way Station (current location), rank: 1

Concept C: High Point Station, rank: \_\_\_\_\_

5. Please provide detailed feedback on why you ranked the locations as you did and provide any other ideas or feedback you wish to help the process moving forward: \_\_\_\_\_  
\_\_\_\_\_  
\_\_\_\_\_

6. Regarding funding, are you supportive of a bond?      YES      NO

7. Regarding funding, would you like to see private donations\* to help cover costs?  
YES      NO      *\*If Yes, please provide name and contact information for anyone who may be interested, and the City will reach out.*

**Thank you for your feedback! Your opinion is very important to this process.**

**Disclaimer:** The results of this feedback form are for informational purposes only and do not constitute a vote of any kind. This feedback information will be provided to the city council and will result in a summary report available to the public. The city council may then choose to vote on putting a new station on a future ballot for a public vote of citizens, seek more information, or do nothing.

*MJK*  
*3/5*

1. Are you a registered voter of Gearhart? YES  NO
2. Are you own property in Gearhart?  YES NO
3. Are you in support of a new Emergency Response & Resiliency Station in Gearhart?  YES NO

4. Taking into account emergency preparedness, proximity to respond, cost, and other pertinent info presented, **please rank in order 1-3** (1 being the best location) which concept/location you believe would *best serve* the needs of our community:

- Concept A: Gearhart Park Station, rank: 3
- Concept B: Pacific Way Station (current location), rank: 2
- Concept C: High Point Station, rank: 1

5. Please provide detailed feedback on why you ranked the locations as you did and provide any other ideas or feedback you wish to help the process moving forward: \_\_\_\_\_

1. High Point is the high ground
2. I worry that the down town will be vacant
3. Don't like the loss of the Park

6. Regarding funding, are you supportive of a bond?  YES NO

7. Regarding funding, would you like to see private donations\* to help cover costs?  YES NO

\*If Yes, please provide name and contact information for anyone who may be interested, and the City will reach out.

**Thank you for your feedback! Your opinion is very important to this process.**

**Disclaimer:** The results of this feedback form are for informational purposes only and do not constitute a vote of any kind. This feedback information will be provided to the city council and will result in a summary report available to the public. The city council may then choose to vote on putting a new station on a future ballot for a public vote of citizens, seek more information, or do nothing.

*(Handwritten signature and initials)*

*no chg'd*

*chg'd*

*chg'd*

1. Are you a registered voter of Gearhart?

YES

NO

2. Do you own property in Gearhart?

YES

NO

3. Are you in support of a new Emergency Response & Resiliency Building in Gearhart?

YES

NO

4. Taking into account emergency preparedness, proximity to respond, cost, and other pertinent info presented, **please rank in order 1-3** (1 being the best location) which concept/location you believe would *best serve* the needs of our community:

Location A: Gearhart Park Station, rank: \_\_\_\_\_

Location B: Pacific Way Station (current location), rank: \_\_\_\_\_

1 (I would only support this site)

Location C: High Point Station, rank: \_\_\_\_\_

5. Please provide detailed feedback on why you ranked the locations as you did and provide any other ideas or feedback you wish to help the process moving forward: \_\_\_\_\_

Gearhart Park + Highpoint interfere with prime housing already in place (noise, traffic, etc.)

6. In regard to funding, are you supportive of a bond?

YES

NO

7. In regard to funding, would you like to see private donations\* to help cover costs?

YES

NO

\*If Yes, please provide name and contact information for anyone who may be interested, and the City will reach out.

**Thank you for your feedback! Your opinion is very important to this process.**

**Disclaimer:** The results of this feedback form are for informational purposes only and do not constitute a vote of any kind. This feedback information will be provided to the city council and will result in a summary report available to the public. The city council may then choose to vote on putting a new station on a future ballot for a public vote of citizens, seek more information, or do nothing.

MF  
3/5

1. Are you a registered voter of Gearhart? YES  NO
2. Do you own property in Gearhart?  YES NO
3. Are you in support of a new Emergency Response & Resiliency Building in Gearhart?  
 YES NO
4. Taking into account emergency preparedness, proximity to respond, cost, and other pertinent info presented, **please rank in order 1-3** (1 being the best location) which concept/location you believe would *best serve* the needs of our community:

Location A: Gearhart Park Station, rank: second

→ Location B: Pacific Way Station (current location), rank: #1 *only choice*

Location C: High Point Station, rank: Last

5. Please provide detailed feedback on why you ranked the locations as you did and provide any other ideas or feedback you wish to help the process moving forward: \_\_\_\_\_

Keeping Gearhart means keeping current locations, consider the support of all current residents and future generations, its an icon, as is the parade; New and improved doesnt work.

(So lets not vote to move the statue of Liberty either)

6. In regard to funding, are you supportive of a bond?  YES NO

7. In regard to funding, would you like to see private donations\* to help cover costs?

YES

NO

\*If Yes, please provide name and contact information for anyone who may be interested, and the City will reach out.

**Thank you for your feedback! Your opinion is very important to this process.**

**Disclaimer:** The results of this feedback form are for informational purposes only and do not constitute a vote of any kind. This feedback information will be provided to the city council and will result in a summary report available to the public. The city council may then choose to vote on putting a new station on a future ballot for a public vote of citizens, seek more information, or do nothing.

WF (KE)  
3/4

V  
EMAIL: \_\_\_\_\_ BEST PHONE# 425 785 0772

1. Are you a registered voter of Gearhart?  YES  NO W/a County
2. Are you own property in Gearhart?  YES  NO
3. Are you in support of a new Emergency Response & Resiliency Station in Gearhart?  
 YES  NO

4. Taking into account emergency preparedness, proximity to respond, cost, and other pertinent info presented, **please rank in order 1-3** (1 being the best location) which concept/location you believe would *best serve* the needs of our community:

Concept A: Gearhart Park Station, rank: 3

Concept B: Pacific Way Station (current location), rank: 2

Concept C: High Point Station, rank: 1

5. Please provide detailed feedback on why you ranked the locations as you did and provide any other ideas or feedback you wish to help the process moving forward: \_\_\_\_\_

The park location would not survive a vote, so if there is any chance of a bond passing, that location should not be chosen

6. Regarding funding, are you supportive of a bond?  YES  NO
7. Regarding funding, would you like to see private donations\* to help cover costs?  
YES  NO
- \*If Yes, please provide name and contact information for anyone who may be interested, and the City will reach out.
- \_\_\_\_\_

**Thank you for your feedback! Your opinion is very important to this process.**

**Disclaimer:** The results of this feedback form are for informational purposes only and do not constitute a vote of any kind. This feedback information will be provided to the city council and will result in a summary report available to the public. The city council may then choose to vote on putting a new station on a future ballot for a public vote of citizens, seek more information, or do nothing.

other feedback → the building is WAY too large for our needs...

MF  
31

1. Are you a registered voter of Gearhart? YES  NO

2. Are you own property in Gearhart?  YES NO

3. Are you in support of a new Emergency Response & Resiliency Station in Gearhart?  
YES  NO

4. Taking into account emergency preparedness, proximity to respond, cost, and other pertinent info presented, **please rank in order 1-3** (1 being the best location) which concept/location you believe would *best serve* the needs of our community:

Concept A: Gearhart Park Station, rank: 0

Concept B: Pacific Way Station (current location), rank: 1

Concept C: High Point Station, rank: 0

5. Please provide detailed feedback on why you ranked the locations as you did and provide any other ideas or feedback you wish to help the process moving forward: \_\_\_\_\_

*It's right on coast, it should be located by a school, adding another commercial building in a residential area would ruin the area. I would support rebuilding in current location.*

6. Regarding funding, are you supportive of a bond? YES  NO

7. Regarding funding, would you like to see private donations\* to help cover costs?

YES  NO

\*If Yes, please provide name and contact information for anyone who may be interested, and the City will reach out.

**Thank you for your feedback! Your opinion is very important to this process.**

**Disclaimer:** The results of this feedback form are for informational purposes only and do not constitute a vote of any kind. This feedback information will be provided to the city council and will result in a summary report available to the public. The city council may then choose to vote on putting a new station on a future ballot for a public vote of citizens, seek more information, or do nothing.

*MS  
2/26*



1. Are you a registered voter of Gearhart? YES  NO
2. Are you own property in Gearhart?  YES NO
3. Are you in support of a new Emergency Response & Resiliency Station in Gearhart?  
YES  NO
4. Taking into account emergency preparedness, proximity to respond, cost, and other pertinent info presented, **please rank in order 1-3** (1 being the best location) which concept/location you believe would *best serve* the needs of our community:

Concept A: Gearhart Park Station, rank: \_\_\_\_\_

Concept B: Pacific Way Station (current location), rank: 1

Concept C: High Point Station, rank: \_\_\_\_\_

5. Please provide detailed feedback on why you ranked the locations as you did and provide any other ideas or feedback you wish to help the process moving forward: *I see no reason for this. Gearhart has put me in a really tough place: taking my property (lowering value) without due process with the restrictions on vacation rentals! Worse I have no vote.*
6. Regarding funding, are you supportive of a bond? YES  NO

7. Regarding funding, would you like to see private donations\* to help cover costs?

YES

NO

\*If Yes, please provide name and contact information for anyone who may be interested, and the City will reach out.

*Anyone of the some 300 people who I may vote for a bond.*

*Thank you for your feedback! Your opinion is very important to this process. → this is not true*

**Disclaimer:** The results of this feedback form are for informational purposes only and do not constitute a vote of any kind. This feedback information will be provided to the city council and will result in a summary report available to the public. The city council may then choose to vote on putting a new station on a future ballot for a public vote of citizens, seek more information, or do nothing.

*Since I can't vote, no one on the city council give's a RAT about me or my opinion.*

*WJ (10) 2/1*

1. Are you a registered voter of Gearhart? YES  NO

2. Are you own property in Gearhart? YES  NO

3. Are you in support of a new Emergency Response & Resiliency Station in Gearhart?  
YES  NO

4. Taking into account emergency preparedness, proximity to respond, cost, and other pertinent info presented, **please rank in order 1-3** (1 being the best location) which concept/location you believe would *best serve* the needs of our community:

Concept A: Gearhart Park Station, rank: 3

Concept B: Pacific Way Station (current location), rank: 1

Concept C: High Point Station, rank: 2

*whatever is most cost-effective and safest.*

5. Please provide detailed feedback on why you ranked the locations as you did and provide any other ideas or feedback you wish to help the process moving forward: not

familiar with the area yet - just  
recently purchased the property

6. Regarding funding, are you supportive of a bond? YES  NO

7. Regarding funding, would you like to see private donations\* to help cover costs?

YES  NO

\*If Yes, please provide name and contact information for anyone who may be interested, and the City will reach out.

unknown

**Thank you for your feedback! Your opinion is very important to this process.**

**Disclaimer:** The results of this feedback form are for informational purposes only and do not constitute a vote of any kind. This feedback information will be provided to the city council and will result in a summary report available to the public. The city council may then choose to vote on putting a new station on a future ballot for a public vote of citizens, seek more information, or do nothing.

*email 2/26*

*WS (K) 2/26*

✓ PHYSICAL ADDRESS: \_\_\_\_\_

EMAIL: \_\_\_\_\_ BEST PHONE# \_\_\_\_\_

1. Are you a registered voter of Gearhart? YES  NO
2. Are you own property in Gearhart?  YES  NO
3. Are you in support of a new Emergency Response & Resiliency Station in Gearhart?  
YES  NO  ?
4. Taking into account emergency preparedness, proximity to respond, cost, and other pertinent info presented, **please rank in order 1-3** (1 being the best location) which concept/location you believe would *best serve* the needs of our community:

Concept A: Gearhart Park Station, rank: 3

Concept B: Pacific Way Station (current location), rank: 1

Concept C: High Point Station, rank: 2

5. Please provide detailed feedback on why you ranked the locations as you did and provide any other ideas or feedback you wish to help the process moving forward: \_\_\_\_\_

Definitely not in the park

6. Regarding funding, are you supportive of a bond? YES  NO

7. Regarding funding, would you like to see private donations\* to help cover costs?  
YES  NO

*\*If Yes, please provide name and contact information for anyone who may be interested, and the City will reach out.*

**Thank you for your feedback! Your opinion is very important to this process.**

**Disclaimer:** The results of this feedback form are for informational purposes only and do not constitute a vote of any kind. This feedback information will be provided to the city council and will result in a summary report available to the public. The city council may then choose to vote on putting a new station on a future ballot for a public vote of citizens, seek more information, or do nothing.

WF  NO  
2/26

1. Are you a registered voter of Gearhart? YES  NO
2. Are you own property in Gearhart? YES  NO
3. Are you in support of a new Emergency Response & Resiliency Station in Gearhart?  
YES  NO
4. Taking into account emergency preparedness, proximity to respond, cost, and other pertinent info presented, **please rank in order 1-3** (1 being the best location) which concept/location you believe would *best serve* the needs of our community:

Concept A: Gearhart Park Station, rank: 3

Concept B: Pacific Way Station (current location), rank: 2

Concept C: High Point Station, rank: 1

5. Please provide detailed feedback on why you ranked the locations as you did and provide any other ideas or feedback you wish to help the process moving forward: \_\_\_\_\_

A - Detracts, encroaches on, park. Park is a very important part of Gearhart.  
B - Entering that detracts from "village" feel.  
C - Least impact on "village" feel.

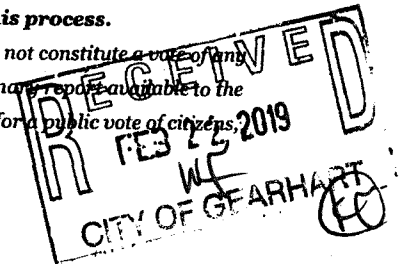
6. Regarding funding, are you supportive of a bond? YES  NO
7. Regarding funding, would you like to see private donations\* to help cover costs?  
YES  NO

\*If Yes, please provide name and contact information for anyone who may be interested, and the City will reach out.

See back for further comment

**Thank you for your feedback! Your opinion is very important to this process.**

**Disclaimer:** The results of this feedback form are for informational purposes only and do not constitute a vote of any kind. This feedback information will be provided to the city council and will result in a summary report available to the public. The city council may then choose to vote on putting a new station on a future ballot for a public vote of citizens, seek more information, or do nothing.



I have not heard sufficient information to be convinced the property on the East Side of Hwy 101 might be the best location for the new station. I'm not convinced that a wave - or waves - of water generated by a substantial earthquake wouldn't hit all the adjacent area, including the station, in any of those three locations. I think that area needs serious consideration.

1. Are you a registered voter of Gearhart? YES  NO
2. Are you own property in Gearhart? YES  NO
3. Are you in support of a new Emergency Response & Resiliency Station in Gearhart? YES  NO

4. Taking into account emergency preparedness, proximity to respond, cost, and other pertinent info presented, **please rank in order 1-3** (1 being the best location) which concept/location you believe would *best serve* the needs of our community:

Concept A: Gearhart Park Station, rank: 3

Concept B: Pacific Way Station (current location), rank: 2

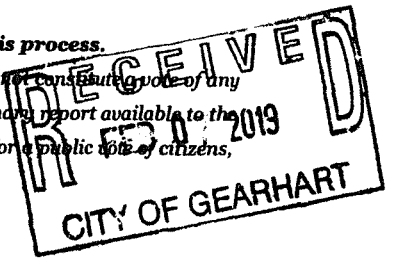
Concept C: High Point Station, rank: 1

5. Please provide detailed feedback on why you ranked the locations as you did and provide any other ideas or feedback you wish to help the process moving forward: \_\_\_\_\_  
See attached  
 \_\_\_\_\_  
 \_\_\_\_\_

6. Regarding funding, are you supportive of a bond? YES  NO

7. Regarding funding, would you like to see private donations\* to help cover costs?  
 YES  NO  *\*If Yes, please provide name and contact information for anyone who may be interested, and the City will reach out.*

**Thank you for your feedback! Your opinion is very important to this process.**  
**Disclaimer:** The results of this feedback form are for informational purposes only and do not constitute a vote of any kind. This feedback information will be provided to the city council and will result in a summary report available to the public. The city council may then choose to vote on putting a new station on a future ballot for a public vote of citizens, seek more information, or do nothing.



## Why I chose High Point ①

First off - thank you for a most informative Town Hall. Each presentation filled in more information and answered questions. Tom Kinnings presentation especially fascinating. Having spent a lot of time in Geahart, revisiting my grandmother, Lesley Miller I have observed so many changes in the landscape. It's hard to believe that she used to watch us from her porch while we played on the beach. When the South Jetty was constructed it changed the way the currents come into our beach. Over the years - the dunes have formed, stabilized by the beach grass. From the beach you can no longer see the houses. Incredible -

I want my Volunteer Fire personnel to be safe and have a command post from which they are able to assist. High Point is high enough to be above the surge. From there they have good access to the city of Geahart. It just makes good sense all around.

② The Park is an interesting idea, being built partly underground, however - in the case of a tsunami it would be flooded. It's central but after spending time walking around the Park and trying to envision a Fire Hall there just does not work! It's not Geahart and it's geologically not in the right place. A flooded Fire Station won't work in

# 3/ Current Location - I love our little cove area. It's sad to see the grocery store closed. Yes, in the case of a disaster everyone would be flooded, including the Fire Hall. Not a great location if you're under 50' of water.

Fond memories of going to the P.O. to see Grandpa's mail (in the Pacific Way era) and then over to the store for some penny candy paid for from our found golf ball sales.

Thank you again for the presentation and for asking all of us property owners for our input. We all look forward to being kept in the loop.



- 1. Are you a registered voter of Gearhart? YES  NO
- 2. Are you own property in Gearhart? YES  NO
- 3. Are you in support of a new Emergency Response & Resiliency Station in Gearhart?  
YES  NO
- 4. Taking into account emergency preparedness, proximity to respond, cost, and other pertinent info presented, **please rank in order 1-3** (1 being the best location) which concept/location you believe would *best serve* the needs of our community:

Concept A: Gearhart Park Station, rank: 3

Concept B: Pacific Way Station (current location), rank: 1

Concept C: High Point Station, rank: 2

- 5. Please provide detailed feedback on why you ranked the locations as you did and provide any other ideas or feedback you wish to help the process moving forward: SEE

ATTACHED LETTER.

---



---

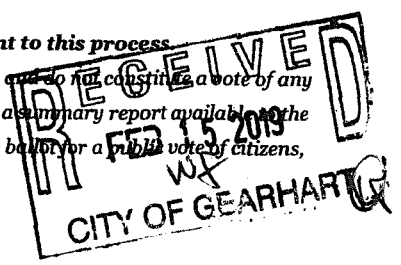
- 6. Regarding funding, are you supportive of a bond? YES  NO

- 7. Regarding funding, would you like to see private donations\* to help cover costs?  
YES  NO

*\*If Yes, please provide name and contact information for anyone who may be interested, and the City will reach out.*

---

**Thank you for your feedback! Your opinion is very important to this process.**  
**Disclaimer:** The results of this feedback form are for informational purposes only and do not constitute a vote of any kind. This feedback information will be provided to the city council and will result in a summary report available to the public. The city council may then choose to vote on putting a new station on a future ballot for a public vote of citizens, seek more information, or do nothing.



February 11, 2019

To the City of Gearhart, and the Honorable Mayor Matty Brown:

My wife and I own our second home at [REDACTED] in Gearhart, and wanted to share a couple of thoughts regarding relocation or reconstruction of the new Emergency Response and Resiliency Station(s), as we cannot vote and will not be present for the hearings.

As homeowners and lovers of Gearhart, we feel that a new station and office location within the City Park would be the least favorable option. It is a lovely, central green space that is well used, scenic and speaks to the understated, beautiful quality of the town, as well as the welcoming vista for everyone who lives in and visits Gearhart.

The ideal option for us would be expand capabilities with new construction across the street from its existing Fire Station location, which would allow for a less visible and obstructive build and final home for improved services. It would also allow for uninterrupted service for the fire Department during construction. The current fire station location could then be refitted and modernized for extended City government and the Police Department offices.

We submit this respectfully, and with kind regards for the city of Gearhart, its residents and its public service representatives and volunteers. We support a vision of expanded services for generations to come that celebrate the beauty and charm of Gearhart.

- 1. Are you a registered voter of Gearhart? YES  NO
- 2. Are you own property in Gearhart? YES  NO
- 3. Are you in support of a new Emergency Response & Resiliency Station in Gearhart?  
YES  NO
- 4. Taking into account emergency preparedness, proximity to respond, cost, and other pertinent info presented, **please rank in order 1-3** (1 being the best location) which concept/location you believe would *best serve* the needs of our community:

Concept A: Gearhart Park Station, rank: 3

Concept B: Pacific Way Station (current location), rank: 1

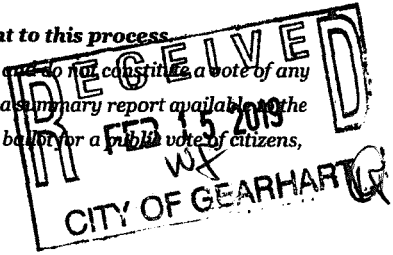
Concept C: High Point Station, rank: 2

- 5. Please provide detailed feedback on why you ranked the locations as you did and provide any other ideas or feedback you wish to help the process moving forward: ~~SEE~~  
ATTACHED LETTER.

- 6. Regarding funding, are you supportive of a bond? YES  NO
- 7. Regarding funding, would you like to see private donations\* to help cover costs?  
YES  NO

\*If Yes, please provide name and contact information for anyone who may be interested, and the City will reach out.

**Thank you for your feedback! Your opinion is very important to this process.**  
**Disclaimer:** The results of this feedback form are for informational purposes only and do not constitute a vote of any kind. This feedback information will be provided to the city council and will result in a summary report available to the public. The city council may then choose to vote on putting a new station on a future ballot for a public vote of citizens, seek more information, or do nothing.



February 11, 2019

To the City of Gearhart, and the Honorable Mayor Matty Brown:

My wife and I own our second home at [REDACTED] in Gearhart, and wanted to share a couple of thoughts regarding relocation or reconstruction of the new Emergency Response and Resiliency Station(s), as we cannot vote and will not be present for the hearings.

As homeowners and lovers of Gearhart, we feel that a new station and office location within the City Park would be the least favorable option. It is a lovely, central green space that is well used, scenic and speaks to the understated, beautiful quality of the town, as well as the welcoming vista for everyone who lives in and visits Gearhart.

The ideal option for us would be expand capabilities with new construction across the street from its existing Fire Station location, which would allow for a less visible and obstructive build and final home for improved services. It would also allow for uninterrupted service for the fire Department during construction. The current fire station location could then be refitted and modernized for extended City government and the Police Department offices.

We submit this respectfully, and with kind regards for the city of Gearhart, its residents and its public service representatives and volunteers. We support a vision of expanded services for generations to come that celebrate the beauty and charm of Gearhart.

Sincerely,





Krysti Ficker <krysti@cityofgearhart.com>

**Form submission from: New Emergency Response & Resiliency Station**

City of Gearhart Oregon via City of Gearhart Oregon <info@ci.gearhart.or.us>

Fri, Apr 26, 2019 at 1:17 PM

Reply-To: City of Gearhart Oregon <info@cityofgearhart.com>

To: kry

Subr 1:17pm  
Subn 5.64.18  
Subn

First  
Last  
Mailir  
Physi  
Email  
Best

hart

*n/a per Crstn*

Are you a registered voter of Gearhart? Yes

Do you own property in Gearhart? Yes

Are you in support of a new Emergency Response & Resiliency Building in Gearhart? Yes

Which location would you rank as your #1 choice: Concept B: Pacific Way Station (Current Location)

Which location would you rank as your #2 choice: Concept C: High Point Station

Which location would you rank as your #3 choice: Concept A: Gearhart Park Station

Feedback and additional info?

After researching the pros and cons of each location and the costs involved, I feel the current station should be improved, and oppose the idea of the station being located in the park.

I far prefer to save the park. I would not even really consider it as a third option if avoidable on this survey.

Regarding funding, are you supportive of a bond? Yes

Regarding funding, would you like to see private donations to help cover costs? Yes

Donation contact info:

Would you like to stay updated via email on the new station and other important city issues? No

The results of this submission may be viewed at:

<https://www.cityofgearhart.com/node/3741/submission/14071>



Krysti Ficker <krysti@cityofgearhart.com>

**Form submission from: New Emergency Response & Resiliency Station**

City of Gearhart Oregon via City of Gearhart Oregon <info@ci.gearhart.or.us>

Tue, Mar 26, 2019 at 11:23 AM

Reply-To: City of Gearhart Oregon <info@cityofgearhart.com>

To: krysti

Submit - 11:23am  
Submit 34.18  
Submit

First Name  
Last Name  
Mailing Address  
Physical Address  
Email: s  
Best Phone

ay, Portland, OR 97225  
earhart, OR 97138

*na, per County!*

- Are you a registered voter of Gearhart?  Yes
- Do you own property in Gearhart? Yes
- Are you in support of a new Emergency Response & Resiliency Building in Gearhart? Yes
- Which location would you rank as your #1 choice: Concept C: High Point Station
- Which location would you rank as your #2 choice: Concept B: Pacific Way Station (Current Location)
- Which location would you rank as your #3 choice: Concept A: Gearhart Park Station
- Feedback and additional info? Believe High Point Station makes most sense from both a location and accessibility perspective.
- Regarding funding, are you supportive of a bond? Yes
- Regarding funding, would you like to see private donations to help cover costs? No
- Donation contact info:
- Would you like to stay updated via email on the new station and other important city issues? Yes

The results of this submission may be viewed at:  
<https://www.cityofgearhart.com/node/3741/submission/11641>



2/21/19  
39

Krysti Ficker <krysti@cityofgearhart.com>

**Form submission from: New Emergency Response & Resiliency Station**

City of Gearhart Oregon via City of Gearhart Oregon <info@ci.gearhart.or.us>

Thu, Feb 21, 2019 at 6:06 PM

From: Krysti Ficker <info@cityofgearhart.com>

February 21, 2019 - 6:06pm  
IP: 172.16.64.18

1000 Bond Drive, Gearhart, OR, 97138

*County says No*

Are you a registered voter of Gearhart?  Yes

Do you own property in Gearhart?  Yes

Are you in support of a new Emergency Response & Resiliency Building in Gearhart?  No

Which location would you rank as your #1 choice: Concept B: Pacific Way Station (Current Location)

Which location would you rank as your #2 choice: Concept C: High Point Station

Which location would you rank as your #3 choice: Concept A: Gearhart Park Station

Feedback and additional info? Would be nice to find private donor to offset bond costs.

Regarding funding, are you supportive of a bond?  No

Regarding funding, would you like to see private donations to help cover costs?  Yes

Donation contact info:

Would you like to stay updated via email on the new station and other important city issues?  Yes

The results of this submission may be viewed at:

<https://www.cityofgearhart.com/node/3741/submission/8021>



Krysti Ficker <krysti@cityofgearhart.com>

**Form submission from: New Emergency Response & Resiliency Station**

City of Gearhart Oregon via City of Gearhart Oregon <info@ci.gearhart.or.us>

Fri, Mar 1, 2019 at 9:29 AM

Reply-To: City of Gearhart Oregon <info@cityofgearhart.com>

To: kry

Subr 9:29am  
Subr 6.64.19  
Subr

First  
Last  
Mailin  
✓ Physi  
Email  
Best |  
e, OR 97138  
earhart, OR 97138

*Ma; City*

Are you a registered voter of Gearhart? Yes  
Do you own property in Gearhart? Yes  
Are you in support of a new Emergency Response & Resiliency Building in Gearhart? Yes  
Which location would you rank as your #1 choice: Concept C: High Point Station  
Which location would you rank as your #2 choice: Concept B: Pacific Way Station (Current Location)  
Which location would you rank as your #3 choice: Concept A: Gearhart Park Station  
Feedback and additional info? I only support a new station at the High Point Location, Concept C. Depending on the bond proposal, I may be in a support of a bond, but that was not an option on this questionnaire.  
Regarding funding, are you supportive of a bond? No  
Regarding funding, would you like to see private donations to help cover costs? Yes  
Donation contact info:  
Would you like to stay updated via email on the new station and other important city issues? No

The results of this submission may be viewed at:  
<https://www.cityofgearhart.com/node/3741/submission/9511>





**Form submission from: New Emergency Response & Resiliency Station**

City of Gearhart Oregon via City of Gearhart Oregon <info@ci.gearhart.or.us>

Mon, Apr 22, 2019 at 4:30 PM

Reply-To: ~~City of Gearhart Oregon~~ info@cityofgearhart.com>

To: krysti

Subm 4:30pm  
Subm .64.18  
Subm

First N  
Last N  
Mailin  
✓Physic  
✓Email  
Best f

Lake Oswego, OR 97034  
rhart

Are you a registered voter of Gearhart? No

Do you own property in Gearhart? Yes

Are you in support of a new Emergency Response & Resiliency Building in Gearhart? Yes

Which location would you rank as your #1 choice: Concept B: Pacific Way Station (Current Location)

Which location would you rank as your #2 choice: Concept C: High Point Station

Which location would you rank as your #3 choice: Concept A: Gearhart Park Station

Feedback and additional info? The current location is our preference due to the convenience to HWY 101 and the fact that it keeps the fire station an an integral part of the town. We do not support the Gearhart Park Station location but there was not an option to not even vote for that.

Regarding funding, are you supportive of a bond? Yes

Regarding funding, would you like to see private donations to help cover costs? No

Donation contact info:

Would you like to stay updated via email on the new station and other important city issues? Yes ✓

The results of this submission may be viewed at:

<https://www.cityofgearhart.com/node/3741/submission/13501>



Krysti Ficker <krysti@cityofgearhart.com>

## Form submission from: New Emergency Response & Resiliency Station

City of Gearhart Oregon via City of Gearhart Oregon <info@ci.gearhart.or.us>

Mon, Apr 22, 2019 at 4:27 PM

Reply-To: ~~City of Gearhart Oregon <info@cityofgearhart.com>~~

To: krysti

Submit :27pm

Submit :4.18

Submit

First N:

Last N:

Mailing

waukie Oregon 97222

✓Physic:

gearhart Oregon 97138

✓Email:

Best P:

Are you a registered voter of Gearhart? No

Do you own property in Gearhart? Yes

Are you in support of a new Emergency Response & Resiliency Building in Gearhart? Yes

Which location would you rank as your #1 choice: Concept C: High Point Station

Which location would you rank as your #2 choice: Concept B: Pacific Way Station (Current Location)

Which location would you rank as your #3 choice: Concept A: Gearhart Park Station

Feedback and additional info? It would be hard for city firefighters or employees to drive to any of the three choices if a tsunami struck Gearhart. Wouldn't the flooding make the roads to those locations unusable?

Regarding funding, are you supportive of a bond? No

Regarding funding, would you like to see private donations to help cover costs? Yes

Donation contact info:

Would you like to stay updated via email on the new station and other important city issues? Yes ✓

The results of this submission may be viewed at:

<https://www.cityofgearhart.com/node/3741/submission/13491>

Are you a registered voter of Gearhart? NO

Do you own property in Gearhart? Yes

Are you in support of a new Emergency Response & Resiliency Building in Gearhart? Yes

Which location would you rank as your #1 choice: Concept B: Pacific Way Station (Current Location)

Which location would you rank as your #2 choice: Concept C: High Point Station

Which location would you rank as your #3 choice: Concept A: Gearhart Park Station

Feedback and additional info?

I find Schultz's presentation of information that does not advocate a specific site more convincing than the city's commissioned piece by Horning that promotes a High Point Station solution rather sticking to being a technical rebuttal. We are dealing with a very low probability event and, given the limited resources of the city, should balance the expenditure of funds for a needed new fire station with enhancing the core of the city; therefore, my preference for building at the current location.

Long ago the city should have commissioned an appropriate geotechnical investigation of the current site so that development cost estimates of the city owned site can be compared with developing alternative sites. A statement this late in the review process that says "...may require extensive site prep to meet seismic code" cannot be balanced against the statement on tour that the city would consider paying \$4,000,000 for the High Point Station site.

We need to see the records for the past decade of our monthly volunteer count. Have there typically been 15 to 20 fire fighter volunteers or has the total averaged more than 30?. A realistic, factually supported estimate of our volunteer force will insure that we do not squander tax payer funds on an excessively large structure. Are the "37 professionally trained volunteers" mentioned at the January 2019 meeting all fire fighter volunteers (on our tour a few weeks ago it was said that we now had 32 volunteers, that may have been a misstatement). Did the "professionally trained volunteer" number referenced at the January 2019 meeting include non-fire fighters (Manzanita/Nehalem last week had 15 fire fighter volunteers covering their 2 stations and 8 non-fire fighter volunteers). It was also stated on my site tour that the current space used at the station (exclusive of the Hertig site) was 8,800 square feet or so. When I paced off the buildings including what is labelled as the city shop space and added 500 square feet for offices in city hall, I come up with a current space usage of approximately 6,300 square feet. What have I missed?

My wife and I look forward to financially helping volunteers to get training (EMT courses, etc.). Their service is appreciated.

We strongly agree that a new fire station is needed. It will be a tool that helps recruit, retain and recognize the service of our valued volunteers (both fire fighter and non-firefighter).

While we will support a well-thought out bond issue, given the lack of supported financial and site acquisition data available to review, getting a bond measure on this November's ballot is a rushed decision that we would not support.

You have your community feedback on the Gearhart Park Station site. Narrow the choice down to 2 sites--Pacific Way Station and High Point Station. Pacific Way Station is relatively easy. Do the geotechnical site analysis. The High Point Station site is tougher. Significant pre-development investigation and negotiation needs to be completed. Conduct negotiations subject to passing a bond issue. Get a written agreement for the acquisition of the High Point Station site,

get effected party (HOA, neighbors, etc.) consents and complete a geotechnical site analysis. Because of the human element in the process (acquisition agreements and effected party consents), the process takes time. Getting something on the 2020 ballot should be doable. It is probably too late to complete a competent job if one wants to be on the November 2019 ballot.

Complete your space need analysis using professional design consultants deeply experienced with fire service space requirements. The same design requirement will apply to both sites. Specific building and site design will follow once it is proven that both sites can be developed (Will the High Point Station land owner enter into a binding agreement subject to a successful bond issue vote? If so, at what price? Does the asking price kill the deal before doing any further analysis? Can you get sign off from all effected parties? Does your site investigation prove that you have a clean site and, if not, is there a reasonable path to remediation?

If I were doing these two sites potential development opportunities, I would be reviewing them over a 6 to 9-month due diligence period because there is no governmental consenting risk—either site can get approved for a fire station. Nonetheless, the effected party consent process is an unknown with negotiating parties that may be adversarial.

I would be budgeting to spend \$50,000 to \$100,000 given that there are 2 sites to analyze before I would have enough information to make a rational decision. This is merely risk mitigating, fact finding work that always should be completed before making a significant bet.

Regarding funding, are you supportive of a bond? Yes

Regarding funding, would you like to see private donations to help cover costs? Yes

Donation contact info:

Would you like to stay updated via email on the new station and other important city issues? Yes ✓

The results of this submission may be viewed at:

<https://www.cityofgearhart.com/node/3741/submission/14501>

— Are you a registered voter of Gearhart? No

Do you own property in Gearhart? Yes

Are you in support of a new Emergency Response & Resiliency Building in Gearhart? Yes

Which location would you rank as your #1 choice: Concept C: High Point Station

Which location would you rank as your #2 choice: Concept B: Pacific Way Station (Current Location)

Which location would you rank as your #3 choice: Concept A: Gearhart Park Station

Feedback and additional info? Believe High Point Stations makes most sense from both a location and accessibility perspective.

Regarding funding, are you supportive of a bond? Yes

Regarding funding, would you like to see private donations to help cover costs? No

Donation contact info:

Would you like to stay updated via email on the new station and other important city issues?

The results of this submission may be viewed at:

<https://www.cityofgearhart.com/node/3741/submission/11651>

000110001000100010

Are you a registered voter of Gearhart? No

Do you own property in Gearhart? Yes

Are you in support of a new Emergency Response & Resiliency Building in Gearhart? Yes

Which location would you rank as your #1 choice: Concept C: High Point Station

Which location would you rank as your #2 choice: Concept B: Pacific Way Station (Current Location)

Which location would you rank as your #3 choice: Concept A: Gearhart Park Station

Feedback and additional info?

the current location would be our first choice because of cost to rebuild and timing but we are relying on information provided by the city as to how this site might be impacted by a tsunami.

the city has done an outstanding job providing information and inviting input from residents. We appreciate that as 2nd home property owners our vote will be heard in this matter.

Regarding funding, are you supportive of a bond? Yes

Regarding funding, would you like to see private donations to help cover costs? Yes

Donation contact info:

Would you like to stay updated via email on the new station and other important city issues? Yes ✓

The results of this submission may be viewed at:

<https://www.cityofgearhart.com/node/3741/submission/14081>

Are you a registered voter of Gearhart? No

Do you own property in Gearhart? Yes

Are you in support of a new Emergency Response & Resiliency Building in Gearhart? No

Which location would you rank as your #1 choice: Concept B: Pacific Way Station (Current Location)

Which location would you rank as your #2 choice: Concept B: Pacific Way Station (Current Location)

Which location would you rank as your #3 choice: Concept B: Pacific Way Station (Current Location)

Feedback and additional info? The city needs to continue to attract tourists to support businesses, and to continue to receive funds from rental properties. This is the only park area in town for residents and guests of the town to enjoy that is ocean facing. With the new rental restrictions in place I think the town is going to see a loss of some tax revenue that will affect the bottom line in the next few years. I would be in favor of a remodel of the current building.

Regarding funding, are you supportive of a bond? No

Regarding funding, would you like to see private donations to help cover costs? Yes

Donation contact info:

Would you like to stay updated via email on the new station and other important city issues? Yes ✓

The results of this submission may be viewed at:

<https://www.cityofgearhart.com/node/3741/submission/14341>

Are you a registered voter of Gearhart? No

Do you own property in Gearhart? Yes

Are you in support of a new Emergency Response & Resiliency Building in Gearhart? Yes

Which location would you rank as your #1 choice: Concept C: High Point Station

Which location would you rank as your #2 choice: Concept B: Pacific Way Station (Current Location)

Which location would you rank as your #3 choice: Concept A: Gearhart Park Station

Feedback and additional info? Just seems to make the most sense---

Regarding funding, are you supportive of a bond? Yes

Regarding funding, would you like to see private donations to help cover costs? Yes

Donation contact info:

Would you like to stay updated via email on the new station and other important city issues? Yes ✓

The results of this submission may be viewed at:

<https://www.cityofgearhart.com/node/3741/submission/14301>



14031  
Are you a registered voter of Gearhart? No

Do you own property in Gearhart? Yes

Are you in support of a new Emergency Response & Resiliency Building in Gearhart? Yes

Which location would you rank as your #1 choice: Concept C: High Point Station

Which location would you rank as your #2 choice: Concept B: Pacific Way Station (Current Location)

Which location would you rank as your #3 choice: Concept A: Gearhart Park Station

Feedback and additional info? High Point is the highest and located next to other tall structures which may still be standing and capable of housing survivors. Don't see a huge difference between the current location and the park location as far as flooding is concerned if the new station is built appropriately. The city already owns the current location in a commercial area. The park location is a dedicated park in a neighborhood area and should not be considered.

Regarding funding, are you supportive of a bond? Yes

Regarding funding, would you like to see private donations to help cover costs? No

Donation contact info: Not a yes or no question...depends on the donation sources and what is expected, if anything, in return.

Would you like to stay updated via email on the new station and other important city issues? Yes

The results of this submission may be viewed at:

<https://www.cityofgearhart.com/node/3741/submission/14031>

Are you a registered voter of Gearhart? No

Do you own property in Gearhart? Yes

Are you in support of a new Emergency Response & Resiliency Building in Gearhart? Yes

Which location would you rank as your #1 choice: Concept B: Pacific Way Station (Current Location)

Which location would you rank as your #2 choice: Concept C: High Point Station

Which location would you rank as your #3 choice: Concept A: Gearhart Park Station

Feedback and additional info? The current location is central

Regarding funding, are you supportive of a bond? Yes

Regarding funding, would you like to see private donations to help cover costs? Yes

Donation contact info:

Would you like to stay updated via email on the new station and other important city issues? No

The results of this submission may be viewed at:

<https://www.cityofgearhart.com/node/3741/submission/14041>

Best Photo: 020211

Are you a registered voter of Gearhart? No

Do you own property in Gearhart? Yes

Are you in support of a new Emergency Response & Resiliency Building in Gearhart? Yes

Which location would you rank as your #1 choice: Concept C: High Point Station

Which location would you rank as your #2 choice: Concept B: Pacific Way Station (Current Location)

Which location would you rank as your #3 choice: Concept A: Gearhart Park Station

Feedback and additional info? I would be in favor of a combination of tax & private funding

Regarding funding, are you supportive of a bond? Yes

Regarding funding, would you like to see private donations to help cover costs? Yes

Donation contact info: As above

Would you like to stay updated via email on the new station and other important city issues? Yes

The results of this submission may be viewed at:

<https://www.cityofgearhart.com/node/3741/submission/14051>

Best Phone:

Are you a registered voter of Gearhart? No

Do you own property in Gearhart? Yes

Are you in support of a new Emergency Response & Resiliency Building in Gearhart? Yes

Which location would you rank as your #1 choice: Concept A: Gearhart Park Station

Which location would you rank as your #2 choice: Concept B: Pacific Way Station (Current Location)

Which location would you rank as your #3 choice: Concept C: High Point Station

Feedback and additional info? As I am only a part-time resident of the Reserve, I was not able to attend any of the tours but did read all the online material. I have based my choices on what was available on your site.

Regarding funding, are you supportive of a bond? Yes

Regarding funding, would you like to see private donations to help cover costs? Yes

Donation contact info:

Would you like to stay updated via email on the new station and other important city issues? Yes ✓

The results of this submission may be viewed at:

<https://www.cityofgearhart.com/node/3741/submission/14241>

Are you a registered voter of Gearhart? ~~No~~

Do you own property in Gearhart? ~~Yes~~ ~~Yes~~

Are you in support of a new Emergency Response & Resiliency Building in Gearhart? Yes

Which location would you rank as your #1 choice: Concept B: Pacific Way Station (Current Location)

Which location would you rank as your #2 choice: Concept A: Gearhart Park Station

Which location would you rank as your #3 choice: Concept C: High Point Station

Feedback and additional info? Closer to Hwy 101 and the high traffic corridor that requires vehicle EMT access. Also neighboring existing public buildings in Gearhart and the familiarity with the existing location.

Regarding funding, are you supportive of a bond? Yes

Regarding funding, would you like to see private donations to help cover costs? No

Donation contact info:

Would you like to stay updated via email on the new station and other important city issues? Yes

The results of this submission may be viewed at:

<https://www.cityofgearhart.com/node/3741/submission/13631>

~~B~~ dup.  
Chris

POST ID: 13571

Are you a registered voter of Gearhart? No

Do you own property in Gearhart? Yes

Are you in support of a new Emergency Response & Resiliency Building in Gearhart? Yes

Which location would you rank as your #1 choice: Concept B: Pacific Way Station (Current Location)

Which location would you rank as your #2 choice: Concept C: High Point Station

Which location would you rank as your #3 choice: Concept A: Gearhart Park Station

Feedback and additional info? No additional feedback.

Regarding funding, are you supportive of a bond? Yes

Regarding funding, would you like to see private donations to help cover costs? No

Donation contact info:

Would you like to stay updated via email on the new station and other important city issues? Yes

The results of this submission may be viewed at:

<https://www.cityofgearhart.com/node/3741/submission/13571>

Are you a registered voter of Gearhart? No

Do you own property in Gearhart? Yes

Are you in support of a new Emergency Response & Resiliency Building in Gearhart? Yes

Which location would you rank as your #1 choice: Concept C: High Point Station

Which location would you rank as your #2 choice: Concept A: Gearhart Park Station

Which location would you rank as your #3 choice: Concept B: Pacific Way Station (Current Location)

Feedback and additional info? Appropriate landscaping for any new facility

Regarding funding, are you supportive of a bond? Yes

Regarding funding, would you like to see private donations to help cover costs? Yes

Donation contact info:

Would you like to stay updated via email on the new station and other important city issues? Yes ✓

The results of this submission may be viewed at:

<https://www.cityofgearhart.com/node/3741/submission/13311>

Submission: 0007011301

Are you a registered voter of Gearhart? No

Do you own property in Gearhart? Yes

Are you in support of a new Emergency Response & Resiliency Building in Gearhart? Yes

Which location would you rank as your #1 choice: Concept C: High Point Station

Which location would you rank as your #2 choice: Concept A: Gearhart Park Station

Which location would you rank as your #3 choice: Concept B: Pacific Way Station (Current Location)

Feedback and additional info? High point is best option due to elevation and proximity to assembly areas. Don't waste money on the current location.

Regarding funding, are you supportive of a bond? Yes

Regarding funding, would you like to see private donations to help cover costs? Yes

Donation contact info:

Would you like to stay updated via email on the new station and other important city issues? Yes ✓

The results of this submission may be viewed at:

<https://www.cityofgearhart.com/node/3741/submission/13301>



Are you a registered voter of Gearhart? No

Do you own property in Gearhart? Yes

Are you in support of a new Emergency Response & Resiliency Building in Gearhart? Yes

Which location would you rank as your #1 choice: Concept C: High Point Station

Which location would you rank as your #2 choice: Concept B: Pacific Way Station (Current Location)

Which location would you rank as your #3 choice: Concept A: Gearhart Park Station

Feedback and additional info? Resilience and elevation factors.

Regarding funding, are you supportive of a bond? Yes

Regarding funding, would you like to see private donations to help cover costs? Yes

Donation contact info:

Would you like to stay updated via email on the new station and other important city issues? Yes ✓

The results of this submission may be viewed at:

<https://www.cityofgearhart.com/node/3741/submission/13291>

Best Phone:

Are you a registered voter of Gearhart? No

Do you own property in Gearhart? Yes

Are you in support of a new Emergency Response & Resiliency Building in Gearhart? Yes

Which location would you rank as your #1 choice: Concept B: Pacific Way Station (Current Location)

Which location would you rank as your #2 choice: Concept A: Gearhart Park Station

Which location would you rank as your #3 choice: Concept C: High Point Station

Feedback and additional info? Rebuild existing fire station

Regarding funding, are you supportive of a bond? Yes

Regarding funding, would you like to see private donations to help cover costs? Yes

Donation contact info:

Would you like to stay updated via email on the new station and other important city issues? No

The results of this submission may be viewed at:

<https://www.cityofgearhart.com/node/3741/submission/13271>

Are you a registered voter of Gearhart? No

Do you own property in Gearhart? Yes

Are you in support of a new Emergency Response & Resiliency Building in Gearhart? Yes

Which location would you rank as your #1 choice: Concept C: High Point Station

Which location would you rank as your #2 choice: Concept B: Pacific Way Station (Current Location)

Which location would you rank as your #3 choice: Concept A: Gearhart Park Station

Feedback and additional info? My primary interest is that the location be best suited to provide necessary services in the case of the worst catastrophic event. Optimistically planning for a mid-range event, not the most high risk, due to cost impact does not meet my planning standards. Failure of services due to facility cost concerns in such a case would not be an adequate defense to affected residents. Close to this, but not determinative, is a concern of the overall cost of the new facility. I realize the High Point Station is estimated to be the most expensive option under consideration. As result, some local folks I've talked with think, with this option,, the total cost estimates translated into property tax estimates are very low. I don't have a good recommendation on how to deal with this perception. It's so very difficult to overcome feelings developed from past projects. I have no idea about other "High Elevation" locations that may be available or the extent to wh

ich negotiations may bring property acquisition costs down. Of course this issue will be critical to any successful bond measure. I do suggest that every effort be made to make information available on how the other local fire and police resources plan together and, to the extent possible, do not duplicate specialized resources. In other words, reassure people that area local governments are all supporting each other and have common planning goals to provide adequate services with the most efficient use of resources when a tsunami or other major disaster occurs. Good luck.

Regarding funding, are you supportive of a bond? Yes

Regarding funding, would you like to see private donations to help cover costs? Yes

Donation contact info:

Would you like to stay updated via email on the new station and other important city issues? Yes ✓

The results of this submission may be viewed at:

<https://www.cityofgearhart.com/node/3741/submission/13281>

Are you a registered voter of Gearhart? No

Do you own property in Gearhart? Yes

Are you in support of a new Emergency Response & Resiliency Building in Gearhart? Yes

Which location would you rank as your #1 choice: Concept B: Pacific Way Station (Current Location)

Which location would you rank as your #2 choice: Concept A: Gearhart Park Station

Which location would you rank as your #3 choice: Concept C: High Point Station

Feedback and additional info? If the S Emmons letter to the city is correct, it's a no-brainer to opt for the Pacific Way site. It is owned by the city and that saves a million in land cost. But it would be sad to not include the city hall and a community room in the new building. Wrapping up everyone under one roof would be a savings for the long haul if it is desired and feasible! Please keep it as aesthetic as possible w/o acres of blacktop or paving and plenty of friendly grass and landscaping.

Regarding funding, are you supportive of a bond? Yes

Regarding funding, would you like to see private donations to help cover costs? Yes


Donation contact info:

This I'm not knowable about. But donators should not have provisory privileges.

Would you like to stay updated via email on the new station and other important city issues? Yes

The results of this submission may be viewed at:

<https://www.cityofgearhart.com/node/3741/submission/13241>

A handwritten signature and initials. The signature appears to be "Dmf." and the initials below it are "Zher". There is a circled star or symbol to the left of the signature.

Are you a registered voter of Gearhart? No

Do you own property in Gearhart? Yes

Are you in support of a new Emergency Response & Resiliency Building in Gearhart? Yes

Which location would you rank as your #1 choice: Concept C: High Point Station

Which location would you rank as your #2 choice: Concept B: Pacific Way Station (Current Location)

Which location would you rank as your #3 choice: Concept A: Gearhart Park Station

Feedback and additional info? High Point location is most resilient.

Regarding funding, are you supportive of a bond? Yes

Regarding funding, would you like to see private donations to help cover costs? No

Donation contact info:

Would you like to stay updated via email on the new station and other important city issues? Yes ✓

→ unclear, per Tax Assessor - left it

The results of this submission may be viewed at:

<https://www.cityofgearhart.com/node/3741/submission/12301>

Are you a registered voter of Gearhart? No

Do you own property in Gearhart? Yes

Are you in support of a new Emergency Response & Resiliency Building in Gearhart? Yes

Which location would you rank as your #1 choice: Concept B: Pacific Way Station (Current Location)

Which location would you rank as your #2 choice: Concept C: High Point Station

Which location would you rank as your #3 choice: Concept A: Gearhart Park Station

Feedback and additional info?

We are very strongly against the Park Station.

- A fire station would be totally out of character with the immediately impacted neighborhood.
- The park is an important amenity to the entire City. The park serves as an irreplaceable connection for residents and visitors to the beach/ocean. It would be totally out of context to use this highly valuable asset for a City service facility.
- The high pedestrian and bicycle traffic in and around the park are incompatible with firehouse activities. This is especially true of a volunteer fire department where a high number of vehicles need to race to the station to man the equipment.
- Selection of the Park location will likely result in a costly battle with the large number of parties that object to this location.

The current station location may be the best. We personally feel it would be the least cost option if greater thought is given to ideas for a temporary station. Rating stations by elevation seems speculative. A large scale tsunami will likely deactivate any of the 3 locations. The entire City will be devastated. Selection of the current location will avoid a battle with existing property owners and steer clear of the difficulties of acquiring new land. Placing an emergency facility closer to the threat seems dubious. Based on current experience, the current location would not require the highly objectionable amount of hardscape (parking and entry apron) in the middle of a residential neighborhood.

Regarding funding, are you supportive of a bond? Yes

Regarding funding, would you like to see private donations to help cover costs? Yes

Donation contact info:

ed via email on the new station and other important city issues? Yes ✓

n may be viewed at:

m/node/3741/submission/12161

Are you a registered voter of Gearhart? No

Do you own property in Gearhart? Yes

Are you in support of a new Emergency Response & Resiliency Building in Gearhart? No

Which location would you rank as your #1 choice: Concept B: Pacific Way Station (Current Location)

Which location would you rank as your #2 choice: Concept C: High Point Station

Which location would you rank as your #3 choice: Concept A: Gearhart Park Station

Feedback and additional info? I do not support destroying Gearhart Park to build a new station. That park is beloved by all community members and our children.

Regarding funding, are you supportive of a bond? No

Regarding funding, would you like to see private donations to help cover costs? Yes

Donation contact info:

Would you like to stay updated via email on the new station and other important city issues? Yes ✓

The results of this submission may be viewed at:

<https://www.cityofgearhart.com/node/3741/submission/12151>

Are you a registered voter of Gearhart? No

Do you own property in Gearhart? Yes

Are you in support of a new Emergency Response & Resiliency Building in Gearhart? Yes

Which location would you rank as your #1 choice: Concept C: High Point Station

Which location would you rank as your #2 choice: Concept A: Gearhart Park Station

Which location would you rank as your #3 choice: Concept B: Pacific Way Station (Current Location)

Feedback and additional info? I took the tour this Saturday. Thanks for working so hard to get the information out!

Regarding funding, are you supportive of a bond? Yes

Regarding funding, would you like to see private donations to help cover costs? Yes

Donation contact info:

Would you like to stay updated via email on the new station and other important city issues? Yes

The results of this submission may be viewed at:

<https://www.cityofgearhart.com/node/3741/submission/12671>



← Are you a registered voter of Gearhart? No

no chng

(he or hers)

Do you own property in Gearhart? Yes

Are you in support of a new Emergency Response & Resiliency Building in Gearhart? Yes

Which location would you rank as your #1 choice: Concept B: Pacific Way Station (Current Location)

Which location would you rank as your #2 choice: Concept C: High Point Station

Which location would you rank as your #3 choice: Concept A: Gearhart Park Station

> chng'd

Feedback and additional info?

I do not think any of the locations are going to solve all your needs, especially the training need. They seem too small

The existing location is at least level with a prepared lot.

In all locations I would have concerns about traffic especially when mixed in with golf course and hotel traffic as in the High Point lot.

Regarding funding, are you supportive of a bond? Yes

- chng'd

Regarding funding, would you like to see private donations to help cover costs? No

Donation contact info:

Would you like to stay updated via email on the new station and other important city issues? Yes ✓

The results of this submission may be viewed at:

<https://www.cityofgearhart.com/node/3741/submission/11821>

~~chng'd~~  
both

Are you a registered voter of Gearhart? No

Do you own property in Gearhart? Yes

Are you in support of a new Emergency Response & Resiliency Building in Gearhart? Yes

Which location would you rank as your #1 choice: Concept C: High Point Station

Which location would you rank as your #2 choice: Concept C: High Point Station

Which location would you rank as your #3 choice: Concept C: High Point Station

Feedback and additional info?

The ONLY real choice I see of the above stated three is the High Point Station. To even consider the other two locations that are not rated excellent for resiliency is a waste of time and money. I would never consider a site that did not have excellent resiliency. Can someone please explain why any city official or professional involved in the research of possible sites for a new station would consider a site deemed less than excellent in the area of resiliency? It does not take a rocket scientist to figure that out.

A new Emergency Response and Resiliency building to house fire and police is an excellent idea and is very long overdue. A site ranked as having excellent or better resiliency would have my full support. Has anyone considered if there are any federal or state funds available to help with the cost? Thank you for your presentation and allowing me to comment.

Regarding funding, are you supportive of a bond? Yes

Regarding funding, would you like to see private donations to help cover costs? Yes

Donation contact info: Not real sure, but I believe there may be private organizations that will provide funds for public works of this kind. Is the federal and state sources not an option? After all this is for the benefit of public safety, and not a private golf course. What is being done in the area of determining federal or state funding possibilities?

Would you like to stay updated via email on the new station and other important city issues? Yes

The results of this submission may be viewed at:

<https://www.cityofgearhart.com/node/3741/submission/10021>

Are you a registered voter of Gearhart? No

Do you own property in Gearhart? Yes

Are you in support of a new Emergency Response & Resiliency Building in Gearhart? Yes

Which location would you rank as your #1 choice: Concept C: High Point Station

Which location would you rank as your #2 choice: Concept C: High Point Station

Which location would you rank as your #3 choice: Concept C: High Point Station

Feedback and additional info? There is only one park in Gearhart that I know of, and it's next to the ocean. It seems unreasonable that the only park should be put into use as a Fire Station. It is used all the time by people who are day use and locals alike. I have heard that the park was donated to the city and designated to never be built upon, but used by the public. Is this true? Because if that's true, there is no way it should be built there. I was unable to stay Tuesday night for the townhall, I was wondering if minutes are available to the public, I'd like to hear what others had to say. I did NOT CHOOSE a second or third choice but it wouldnt let me turn it in without shading in a dot.

Regarding funding, are you supportive of a bond? Yes

Regarding funding, would you like to see private donations to help cover costs? No

Donation contact info: If the town needs this structure, than a bond should pay for it.

The results of this submission may be viewed at:

<https://www.cityofgearhart.com/node/3741/submission/4931>

Are you a registered voter of Gearhart? No

Do you own property in Gearhart? Yes

Are you in support of a new Emergency Response & Resiliency Building in Gearhart? Yes

Which location would you

t C: High Point Station

Which location would you

t A: Gearhart Park Station

Which location would you

t B: Pacific Way Station (Current Location)

Feedback and additional

n Ct

309 ←

Regarding funding, are you supportive of a bond? Yes

Regarding funding, would you like to see private donations to help cover costs? Yes

Donation contact info:

Would you like to stay updated via email on the new station and other important city issues? Yes ✓

The results of this submission may be viewed at:

<https://www.cityofgearhart.com/node/3741/submission/6881>

Are you a registered voter of Gearhart? No

Do you own property in Gearhart? Yes

Are you in support of a new Emergency Response & Resiliency Building in Gearhart? Yes

Which location would you rank as your #1 choice: Concept C: High Point Station

Which location would you rank as your #2 choice: Concept B: Pacific Way Station (Current Location)

Which location would you rank as your #3 choice: Concept A: Gearhart Park Station

Feedback and additional info?

Our family has drafted a statement that is repeated below which is our consolidated view of why we are opposed to any development of the Park but would welcome the opportunity to assist with other fire station alternatives.

I am ONLY in support of a new fire station if the new station is NOT located in the Park. I do NOT support any Park development. I believe that Gearhart provides an invaluable and unique residential community and that the Park is valuable ocean front property that should NOT be used for development. I want to support the community and especially the firefighters, and I would prefer to make a sizable donation toward an alternative site so the Park is NOT compromised. I do not believe the impact on the Park would be minimal and I am not persuaded that re-building the dunes would be a comparable replacement. I believe too that the legal problems associated with the Park (zoning problems, state map restrictions, existing deed restrictions, costs of inverse condemnation claims that would surely be made by all neighboring property owners based upon deed restriction), will make the Park far more expensive than currently projected. I should add that there are other non-profit organizations based in Oregon that have expressed interest in assisting the Gearhart community so that the Park is NOT developed and would be against any Park development. I would welcome the opportunity to support or provide resources to the community for development of a fire station as long as the development is NOT usurping any portion of the current Park site. Thank you for your consideration.

Regarding funding, are you supportive of a bond? Yes

Regarding funding, would you like to see private donations to help cover costs? Yes

Donation contact info: Jill Garvey garvey200@comcast.net

Would you like to stay updated via email on the new station and other important city issues? Yes ✓

The results of this submission may be viewed at:

<https://www.cityofgearhart.com/node/3741/submission/8551>

Are you a registered voter of Gearhart? No

Do you own property in Gearhart? Yes

Are you in support of a new Emergency Response & Resiliency Building in Gearhart? Yes

Which location would you rank as your #1 choice: Concept C: High Point Station

Which location would you rank as your #2 choice: Concept B: Pacific Way Station (Current Location)

Which location would you rank as your #3 choice: Concept A: Gearhart Park Station

Feedback and additional info?

Please consider the statement submitted by \_\_\_\_\_ (listed below) as a full summary of my personal position.

I am ONLY in support of a new fire station if the new station is NOT located in the Park. I do NOT support any Park development. I believe that Gearhart provides an invaluable and unique residential community and that the Park is valuable ocean front property that should NOT be used for development. I want to support the community and especially the firefighters, and I would prefer to make a sizable donation toward an alternative site so the Park is NOT compromised. I do not believe the impact on the Park would be minimal and I am not persuaded that re-building the dunes would be a comparable replacement. I believe too that the legal problems associated with the Park (zoning problems, state map restrictions, existing deed restrictions, costs of inverse condemnation claims that would surely be made by all neighboring property owners based upon deed restriction), will make the Park far more expensive than currently projected. I should add that there are other non-profit organizations based in Oregon that have expressed interest in assisting the Gearhart community so that the Park is NOT developed and would be against any Park development. I would welcome the opportunity to support or provide resources to the community for development of a fire station as long as the development is NOT usurping any portion of the current Park site. Thank you for your consideration.

Regarding funding, are you supportive of a bond? Yes

Regarding funding, would you like to see private donations to help cover costs? No

Donation contact info: Please contact Jill Garvey as the senior family member to get family support:  
garvey200@comcast.net

Would you like to stay updated via email on the new station and other important city issues? Yes ✓

The results of this submission may be viewed at:

<https://www.cityofgearhart.com/node/3741/submission/8541>

QUESTION: 007727001

Are you a registered voter of Gearhart? No

Do you own property in Gearhart? Yes

Are you in support of a new Emergency Response & Resiliency Building in Gearhart? Yes

Which location would you rank as your #1 choice: Concept C: High Point Station

Which location would you rank as your #2 choice: Concept B: Pacific Way Station (Current Location)

Which location would you rank as your #3 choice: Concept A: Gearhart Park Station

Feedback and additional info? I am ONLY in support of a new fire station if the new station is NOT located in the Park. I do NOT support any Park development. I believe that Gearhart provides an invaluable and unique residential community and that the Park is valuable ocean front property that should NOT be used for development. I want to support the community and especially the firefighters, and I would prefer to make a sizable donation toward an alternative site so the Park is NOT compromised. I do not believe the impact on the Park would be minimal and I am not persuaded that rebuilding the dunes would be a comparable replacement. I believe too that the legal problems associated with the Park (zoning problems, state map restrictions, existing deed restrictions, costs of inverse condemnation claims that would surely be made by all neighboring property owners based upon deed restriction), will make the Park far more expensive than currently projected. I should add that there

are other non-profit organizations based in Oregon that have expressed interest in assisting the Gearhart community so that the Park is NOT developed and would be against any Park development. I would welcome the opportunity to support or provide resources to the community for development of a fire station as long as the development is NOT usurping any portion of the current Park site. Thank you for your consideration.

Regarding funding, are you supportive of a bond? Yes

Regarding funding, would you like to see private donations to help cover costs? Yes

Donation contact info: Garvey Family (Jill, Tony, Laura and Caroline): garvey200@comcast.net

Would you like to stay updated via email on the new station and other important city issues? Yes ✓

The results of this submission may be viewed at:

<https://www.cityofgearhart.com/node/3741/submission/8531>

Are you a registered voter of Gearhart? No

Do you own property in Gearhart? Yes

Are you in support of a new Emergency Response & Resiliency Building in Gearhart? Yes

Which location would you rank as your #1 choice: Concept C: High Point Station

Which location would you rank as your #2 choice: Concept B: Pacific Way Station (Current Location)

Which location would you rank as your #3 choice: Concept A: Gearhart Park Station

Feedback and additional info?

I support the statement submitted by our family repeated below.

I am ONLY in support of a new fire station if the new station is NOT located in the Park. I do NOT support any Park development. I believe that Gearhart provides an invaluable and unique residential community and that the Park is valuable ocean front property that should NOT be used for development. I want to support the community and especially the firefighters, and I would prefer to make a sizable donation toward an alternative site so the Park is NOT compromised. I do not believe the impact on the Park would be minimal and I am not persuaded that re-building the dunes would be a comparable replacement. I believe too that the legal problems associated with the Park (zoning problems, state map restrictions, existing deed restrictions, costs of inverse condemnation claims that would surely be made by all neighboring property owners based upon deed restriction), will make the Park far more expensive than currently projected. I should add that there are other non-profit organizat

ions based in Oregon that have expressed interest in assisting the Gearhart community so that the Park is NOT developed and would be against any Park development. I would welcome the opportunity to support or provide resources to the community for development of a fire station as long as the development is NOT usurping any portion of the current Park site. Thank you for your consideration.

Regarding funding, are you supportive of a bond? Yes

Regarding funding, would you like to see private donations to help cover costs? Yes


Donation contact info: g


Would you like to stay u

nt city issues? Yes ✓

The results of this subr

<https://www.cityofgearhart.com/moder/741/submission/561>

 A handwritten signature consisting of a large, stylized letter 'D' with a diagonal slash through it, followed by the word 'dwp' in cursive.

2/24 =  Subs!



Are you a registered voter of Gearhart? No

Do you own property in Gearhart? Yes

Are you in support of a new Emergency Response & Resiliency Building in Gearhart? Yes

Which location would you rank as your #1 choice: Concept C: High Point Station

Which location would you rank as your #2 choice: Concept A: Gearhart Park Station

Which location would you rank as your #3 choice: Concept B: Pacific Way Station (Current Location)

Feedback and additional info?

First and foremost, thank you from a long time "summer resident" who is so very impressed with the current leadership in Gearhart. Opening up the questionnaire to everyone is huge! And your website and video is phenomenal in projecting clear precise information—everyone being on the same page is so very important. So in reading the matrix graph with 2 locations getting the most points, I vote for High Point because common sense says it is the highest AND we are saving a much loved park that speaks volumes on keeping Gearhart the welcoming Gearhart It is.

Thank you again for all your hard work. One very proud part-time Gearhart resident!

Regarding funding, are you supportive of a bond? Yes

Regarding funding, would you like to see private donations to help cover costs? Yes

Donation contact info: .

The results of this subr

<https://www.cityofgearhart>

Are you a registered voter of Gearhart? No

Do you own property in Gearhart? Yes

Are you in support of a new Emergency Response & Resiliency Building in Gearhart? Yes

Which location would you rank as your #1 choice: Concept C: High Point Station

Which location would you rank as your #2 choice: Concept B: Pacific Way Station (Current Location)

Which location would you rank as your #3 choice: Concept A: Gearhart Park Station

Feedback and additional info?

I have been spending time in the jewel of the Oregon coast, Gearhart, for 64 years. Although I no longer live in Oregon, my semi-annual visits to Oregon are primarily to Gearhart. It bewilders me why an emergency response station would be built on land that showcases the beauty of the town.

With its unique location, the park and its open space introduces people to the number one feature of Gearhart, views of the Pacific Ocean and all the charming architecture of the surrounding homes. I remember when that land was deeded and all celebrated the generosity of Lesly Miller and her foresight to keep this land open to the public with no danger of development.

In your handout, you state that the proposed Highpoint Station is EXCELLENT for resiliency and Gearhart Park Station is good. With the tax bill varying between \$0.11-\$0.22 per \$1,000 of home value for the two sites, the choice does not move the needle significantly on a cost basis.

In conclusion, why would we take away one of the strongest features of Gearhart when a viable alternative is available.

The town of Gearhart must protect their natural assets for today and future generations.

Respectfully submitted,

Are you supportive of a bond? Yes

Do you like to see private donations to help cover costs? Yes

More information may be viewed at:

[www.gearhartoregon.com/node/3741/submission/5131](http://www.gearhartoregon.com/node/3741/submission/5131)

Are you a registered voter of Gearhart? No

Do you own property in Gearhart? Yes

Are you in support of a new Emergency Response & Resiliency Building in Gearhart? Yes

Which location would you rank as your #1 choice: Concept C: High Point Station

Which location would you rank as your #2 choice: Concept B: Pacific Way Station (Current Location)

Which location would you rank as your #3 choice: Concept A: Gearhart Park Station

Feedback and additional info?

Gearhart Park is ground zero for a tsunami, why would the city build this facility there and risk having it destroyed by the very disaster it seeks to protect against? Tsunamis are by nature unpredictable, and it would be irresponsible to assume that a fortified building in the park would survive any tsunami that comes its way. Do the only foolproof thing and build on high ground. That said, if the city believes it can build something to withstand the full force of a tsunami, why not build it at the existing station location on Pacific Way?

Building in the park seems incredibly risky and counterproductive, and it also will forever destroy what we all know and love as the peaceful, natural Gearhart oceanfront. It would be a real shame for the city to use the park and make such a drastic change to Gearhart's identity when other, safer options exist.

Regarding funding, are you supportive of a bond? No

Regarding funding, would you like to see private donations to help cover costs? Yes

Donation contact info:

I would consider donating if a reasonable site is selected. I don't consider Gearhart Park a reasonable site.

Thanks for taking the time to gather feedback, I appreciate the time and effort that have gone into this.

h may be viewed at:  
m/node/3741/submission/5331

✓ Are you a registered voter of Gearhart? No

Do you own property in Gearhart? Yes

Are you in support of a new Emergency Response & Resiliency Building in Gearhart? Yes

Which location would you rank as your #1 choice: Concept C: High Point Station

Which location would you rank as your #2 choice: Concept B: Pacific Way Station (Current Location)

Which location would you rank as your #3 choice: Concept A: Gearhart Park Station

Feedback and additional info? The impact of such a large structure on a small village is great. The station needs to be located outside of the village area but still within the Gearhart City limits.

Regarding funding, are you supportive of a bond? No

Regarding funding, would you like to see private donations to help cover costs? Yes

Donation contact info:

may be viewed at:  
[n/node/3741/submission/4881](#)

Best phone: 303-337-1000

Are you a registered voter of Gearhart? No

Do you own property in Gearhart? Yes

Are you in support of a new Emergency Response & Resiliency Building in Gearhart? Yes

Which location would you rank as your #1 choice: Concept C: High Point Station

Which location would you rank as your #2 choice: Concept B: Pacific Way Station (Current Location)

Which location would you rank as your #3 choice: Concept B: Pacific Way Station (Current Location)

Feedback and additional info? Y

Regarding funding, are you supportive of a bond? Yes

Regarding funding, would you like to see private donations to help cover costs? Yes

Donation contact info:

The results of this submission may be viewed at:

<https://www.cityofgearhart.com/node/3741/submission/4961>

✓ Are you a registered voter of Gearhart? No

Do you own property in Gearhart? Yes

Are you in support of a new Emergency Response & Resiliency Building in Gearhart? No

Which location would you rank as your #1 choice: Concept B: Pacific Way Station (Current Location)

Which location would you rank as your #2 choice: Concept C: High Point Station

Which location would you rank as your #3 choice: Concept A: Gearhart Park Station

Feedback and additional info?

I am not in favor of moving the fire station to the current park location as I believe it would make Gearhart more dangerous.

On any given day if you sat on a bench at Pacific Way and Cottage Avenue in downtown Gearhart, you would see the normal traffic of walkers, bicyclists, kids, and dogs. To keep things safe, we have a well enforced 20 mile speed limit. By locating the fire station in the current park location or the high point location, we would be putting emergency services further from the bulk of their response locations, and forcing them to drive through the city center at emergency response speeds. To me, it sounds like an unnecessary accident waiting to happen. I don't have access to historical emergency response data, but I would bet well over 75% of emergency responses require access to Highway 101.

I believe far too much of the location decision is being based on an unknown future tsunami event rather than focusing the known, existing needs.

Regarding funding, are you supportive of a bond? Yes

Regarding funding, would you like to see private donations to help cover costs? No

Donation contact info:

The results of this submission may be viewed at:

<https://www.cityofgearhart.com/node/3741/submission/4971>

Are you a registered voter of Gearhart? No

Do you own property in Gearhart? Yes

Are you in support of a new Emergency Response & Resiliency Building in Gearhart? Yes

Which location would you rank as your #1 choice: Concept C: High Point Station

Which location would you rank as your #2 choice: Concept A: Gearhart Park Station

Which location would you rank as your #3 choice: Concept B: Pacific Way Station (Current Location)

Feedback and additional info?

It makes the most sense to place the new station at the highest point where cost of reversing the deed is not an issue, as well as excavation and earthmoving would be less involved and adjacent property values would not be as imposing. It should be located at the highest point possible to survive the most scenarios.

I am not aware of ever registering to vote in Gearhart. How do I do this?

Regarding funding, are you supportive of a bond? Yes

Regarding funding, would you like to see private donations to help cover costs? Yes

Donation contact info: I just think all Gearhart homeowners should have the opportunity to donate if they want.

The results of this submission may be viewed at:

<https://www.cityofgearhart.com/node/3741/submission/5001>

Are you a registered voter of Gearhart? No

Do you own property in Gearhart? Yes

Are you in support of a new Emergency Response & Resiliency Building in Gearhart? Yes

Which location would you rank as your #1 choice: Concept C: High Point Station

Which location would you rank as your #2 choice: Concept B: Pacific Way Station (Current Location)

Which location would you rank as your #3 choice: Concept A: Gearhart Park Station

Feedback and additional info? I strongly object to park location.

Regarding funding, are you supportive of a bond? Yes

Regarding funding, would you like to see private donations to help cover costs? Yes

Donation contact info:

The results of this submission may be viewed at:

<https://www.cityofgearhart.com/node/3741/submission/5011>



Are you a registered voter of Gearhart? No

Do you own property in Gearhart? Yes

Are you in support of a new Emergency Response & Resiliency Building in Gearhart? Yes

Which location would you rank as your #1 choice: Concept C: High Point Station

Which location would you rank as your #2 choice: Concept B: Pacific Way Station (Current Location)

Which location would you rank as your #3 choice: Concept A: Gearhart Park Station

Feedback and additional info?

As a long term owner and resident of Gearhart

I believe supporting the local Fire & Emergency

Infrastructure is in the best interest of all citizens.

The park location would destroy a public asset that also a significant public asset and provides green space for all citizens and visitors. I believe you can have both assets with the High Point option.

Regarding funding, are you supportive of a bond? Yes

Regarding funding, would you like to see private donations to help cover costs? Yes

Donation contact info: Same as printed above

The results of this submission may be viewed at:

<https://www.cityofgearhart.com/node/3741/submission/4981>

Are you a registered voter of Gearhart? No

Do you own property in Gearhart? Yes

Are you in support of a new Emergency Response & Resiliency Building in Gearhart? Yes

Which location would you rank as your #1 choice: Concept A: Gearhart Park Station

Which location would you rank as your #2 choice: Concept B: Pacific Way Station (Current Location)

Which location would you rank as your #3 choice: Concept C: High Point Station

Feedback and additional info? the longer it takes for completion, the more it will cost!

Regarding funding, are you supportive of a bond? Yes

Regarding funding, would you like to see private donations to help cover costs? Yes

Donation contact info:

The results of this submission may be viewed at:

<https://www.cityofgearhart.com/node/3741/submission/4991>

Best Phone:

Are you a registered voter of Gearhart? No

Do you own property in Gearhart? Yes

Are you in support of a new Emergency Response & Resiliency Building in Gearhart? No

Which location would you rank as your #1 choice: Concept B: Pacific Way Station (Current Location)

Which location would you rank as your #2 choice: Concept C: High Point Station

Which location would you rank as your #3 choice: Concept A: Gearhart Park Station

Feedback and additional info?

The current location should be reinforced to withstand an earthquake.

Gearhart city council seems biased toward the park location and I can't figure out why

Regarding funding, are you supportive of a bond? No

Regarding funding, would you like to see private donations to help cover costs? Yes

Donation contact info:

The results of this submission may be viewed at:

<https://www.cityofgearhart.com/node/3741/submission/5021>

Are you a registered voter of Gearhart? No

Do you own property in Gearhart? Yes

Are you in support of a new Emergency Response & Resiliency Building in Gearhart? Yes

Which location would you rank as your #1 choice: Concept C: High Point Station

Which location would you rank as your #2 choice: Concept A: Gearhart Park Station

Which location would you rank as your #3 choice: Concept B: Pacific Way Station (Current Location)

Feedback and additional info? High Point says it all.

Regarding funding, are you supportive of a bond? Yes

Regarding funding, would you like to see private donations to help cover costs? No

Donation contact info:

The results of this submission may be viewed at:

<https://www.cityofgearhart.com/node/3741/submission/5031>

Are you a registered voter of Gearhart? No

Do you own property in Gearhart? Yes

Are you in support of a new Emergency Response & Resiliency Building in Gearhart? No

Which location would you rank as your #1 choice: Concept C: High Point Station

Which location would you rank as your #2 choice: Concept B: Pacific Way Station (Current Location)

Which location would you rank as your #3 choice: Concept A: Gearhart Park Station

Feedback and additional info? Gearhart Park is in the Tsunami Inundation zone. A new fire station in the park is a complete waste of taxpayer money and does not put the safety of Gearhart residents first. Projected costs for this location are grossly under estimated. Legal fees to change zoning and deed restrictions, as well as lawsuits from property owners will be very significant. On any given summer day, hundreds of pedestrians, children, dogs and bicyclists use the sidewalk along Marion Ave. to reach Pacific Way and the commercial district. Having to dodge fire trucks and emergency vehicles entering in and out of a newly located fire station would be extremely dangerous. Placing the fire station on the front line of a devastating tsunami that could incapacitate it—along with the rest of the oceanfront properties it aims to protect—is not an investment in safety and security. Bill 379 before the State Legislature states no new building should occur in the inundation zone. Whi

le new park space may be added to the west of the proposed fire station, the loss of Gearhart's tranquil and undisrupted oceanfront would be irreversible. The sound of waves would be replaced by the sound of truck engines idling and teams drilling. The uninterrupted sight of pines and seagrass would be replaced by dumpsters and parked cars. There is no taking back this decision once it is made. Not only would the surrounding homes lose a tremendous amount of value, commercial businesses like Pops, Pacific Way Café, Fitzgerald's and the like will suffer greatly as the charm and appeal of Gearhart will be gone. Choose Highpoint station. It is the only location NOT in the Tsunami Inundation zone. The short term challenges of acquiring this property will pay off in the long term by having a SAFER location, SAVING TAXPAYER money and preserving the crown jewel of Gearhart, Gearhart Park.

Regarding funding, are you supportive of a bond? No

Regarding funding, would you like to see private donations to help cover costs? Yes

Donation contact info:

The results of this submission may be viewed at:

<https://www.cityofgearhart.com/node/3741/submission/5041>

Best Phone: 503-510-0700

Are you a registered voter of Gearhart? No

Do you own property in Gearhart? Yes

Are you in support of a new Emergency Response & Resiliency Building in Gearhart? No

Which location would you rank as your #1 choice: Concept C: High Point Station

Which location would you rank as your #2 choice: Concept B: Pacific Way Station (Current Location)

Which location would you rank as your #3 choice: Concept A: Gearhart Park Station

Feedback and additional info? I do not see why the high point is not the clear choice due to the danger of tsunami and flooding. If the aim is truly safety and resiliency, the location should be at the highest possible location. Moreover, Gearhart park is cherished by so many, it would be a shame to build on that ocean front land that so many families enjoy.

Regarding funding, are you supportive of a bond? No

Regarding funding, would you like to see private donations to help cover costs? Yes

Donation contact info: Start with the property owners in Gearhart that love in portland and have the means to donate.

The results of this submission may be viewed at:

<https://www.cityofgearhart.com/node/3741/submission/5051>

Best Home: 00000000

Are you a registered voter of Gearhart? No

Do you own property in Gearhart? Yes

Are you in support of a new Emergency Response & Resiliency Building in Gearhart? Yes

Which location would you rank as your #1 choice: Concept C: High Point Station

Which location would you rank as your #2 choice: Concept B: Pacific Way Station (Current Location)

Which location would you rank as your #3 choice: Concept A: Gearhart Park Station

Feedback and additional info? Putting the Fire Station in the Park would seriously negatively impact the 'simple residential feel' of Gearhart that you touted for eliminating rentals. It is the heart of the community. Putting the station at the highest elevation makes sense. I also think there are going to be significant extra costs with the park that are not clearly delineated. Buying property, excavation, moving sand.

Regarding funding, are you supportive of a bond? Yes

Regarding funding, would you like to see private donations to help cover costs? Yes

Donation contact info: But I am not willing to give a private donation.

The results of this submission may be viewed at:

<https://www.cityofgearhart.com/node/3741/submission/5061>

0001 11/11/11 0000000000

Are you a registered voter of Gearhart? No

Do you own property in Gearhart? Yes

Are you in support of a new Emergency Response & Resiliency Building in Gearhart? Yes

Which location would you rank as your #1 choice: Concept C: High Point Station

Which location would you rank as your #2 choice: Concept B: Pacific Way Station (Current Location)

Which location would you rank as your #3 choice: Concept A: Gearhart Park Station

Feedback and additional info? Putting the Fire Station in the Park would seriously negatively impact the 'simple residential feel' of Gearhart that you touted for eliminating rentals. It is the heart of the community. Putting the station at the highest elevation makes sense. I also think there are going to be significant extra costs with the park that are not clearly delineated. Buying property, excavation, moving sand.

Regarding funding, are you supportive of a bond? Yes

Regarding funding, would you like to see private donations to help cover costs? Yes

Donation contact info: But I am not willing to give a private donation.

The results of this submission may be viewed at:

<https://www.cityofgearhart.com/node/3741/submission/5071>

(\*) dup.



-----  
Are you a registered voter of Gearhart? No

Do you own property in Gearhart? Yes

Are you in support of a new Emergency Response & Resiliency Building in Gearhart? Yes

Which location would you rank as your #1 choice: Concept C: High Point Station

Which location would you rank as your #2 choice: Concept B: Pacific Way Station (Current Location)

Which location would you rank as your #3 choice: Concept A: Gearhart Park Station

Feedback and additional info? lets get the station on a higher piece of land but not use the park for it, even a mile away from where it is would not add too much response time really.

Regarding funding, are you supportive of a bond? Yes

Regarding funding, would you like to see private donations to help cover costs? Yes

Donation contact info:

The results of this submission may be viewed at:

<https://www.cityofgearhart.com/node/3741/submission/5091>

Best Home: 1000000000

Are you a registered voter of Gearhart? No

Do you own property in Gearhart? Yes

Are you in support of a new Emergency Response & Resiliency Building in Gearhart? No

Which location would you rank as your #1 choice: Concept C: High Point Station

Which location would you rank as your #2 choice: Concept B: Pacific Way Station (Current Location)

Which location would you rank as your #3 choice: Concept A: Gearhart Park Station

Feedback and additional info? City's proposal to build on Gearhart Park is unsupportable on many grounds. It's design to dig into the dunes for part of the building makes the building and access to it within the most minimal inundation zone.

That location will also make the Marion & Pacific Way intersection a traffic jam.

Regarding funding, are you supportive of a bond? No

Regarding funding, would you like to see private donations to help cover costs? No

Donation contact info:

The results of this submission may be viewed at:

<https://www.cityofgearhart.com/node/3741/submission/5101>

2024-11-08 09:25:00

Are you a registered voter of Gearhart? No

Do you own property in Gearhart? Yes

Are you in support of a new Emergency Response & Resiliency Building in Gearhart? Yes

Which location would you rank as your #1 choice: Concept C: High Point Station

Which location would you rank as your #2 choice: Concept B: Pacific Way Station (Current Location)

Which location would you rank as your #3 choice: Concept A: Gearhart Park Station

Feedback and additional info? Reading all available info, I feel this is the wisest choice.

Regarding funding, are you supportive of a bond? Yes

Regarding funding, would you like to see private donations to help cover costs? Yes

Donation contact info:

The results of this submission may be viewed at:

<https://www.cityofgearhart.com/node/3741/submission/5111>

**Best Phone:**

Are you a registered voter of Gearhart? No

Do you own property in Gearhart? Yes

Are you in support of a new Emergency Response & Resiliency Building in Gearhart? Yes

Which location would you rank as your #1 choice: Concept C: High Point Station

Which location would you rank as your #2 choice: Concept B: Pacific Way Station (Current Location)

Which location would you rank as your #3 choice: Concept A: Gearhart Park Station

Feedback and additional info? When I look at the map you provided, it dawned on me that the only public space to view the ocean from the end of Gearhart streets is at S Ocean Ave and Pacific Way. It is the only area visitors and homeowners can enjoy the view without peaking between private residences or walking down paths. It would be a shame to loose that precious open space.

Regarding funding, are you supportive of a bond? Yes

Regarding funding, would you like to see private donations to help cover costs? No

Donation contact info:

The results of this submission may be viewed at:

<https://www.cityofgearhart.com/node/3741/submission/5121>

Best phone: 3037017007

Are you a registered voter of Gearhart? No

Do you own property in Gearhart? Yes

Are you in support of a new Emergency Response & Resiliency Building in Gearhart? Yes

Which location would you rank as your #1 choice: Concept C: High Point Station

Which location would you rank as your #2 choice: Concept B: Pacific Way Station (Current Location)

Which location would you rank as your #3 choice: Concept A: Gearhart Park Station

Feedback and additional info? High Point Station meets all the criteria! Park is too controversial. Current location is loved but not safe for the future. If High Point is selected, I would hope we could have a community center as part of the design. Also, after hearing the love for the park, maybe we can find a way to enhance the space and the usage. We need a covered space, more picnic tables, improved view with tree removal and the grass to not be full of stickers.

Regarding funding, are you supportive of a bond? Yes

Regarding funding, would you like to see private donations to help cover costs? Yes

Donation contact info: Offer a LEGACY NAMING opportunity. Someone, or multiple someones, who has deep ties to Gearhart and would like to leave their mark.

The results of this submission may be viewed at:

<https://www.cityofgearhart.com/node/3741/submission/5181>

Are you a registered voter of Gearhart? No

Do you own property in Gearhart? Yes

Are you in support of a new Emergency Response & Resiliency Building in Gearhart? Yes

Which location would you rank as your #1 choice: Concept C: High Point Station

Which location would you rank as your #2 choice: Concept C: High Point Station

Which location would you rank as your #3 choice: Concept C: High Point Station

Feedback and additional info? I strongly support the High Point Station. I do not support Pacific Way because it is in the inundation zone. I do not support Gearhart Park due to its close proximity to residential areas.

Regarding funding, are you supportive of a bond? Yes

Regarding funding, would you like to see private donations to help cover costs? Yes

Donation contact info:

The results of this submission may be viewed at:

<https://www.cityofgearhart.com/node/3741/submission/5211>

Best Phone:

Are you a registered voter of Gearhart? No

Do you own property in Gearhart? Yes

Are you in support of a new Emergency Response & Resiliency Building in Gearhart? Yes

Which location would you rank as your #1 choice: Concept C: High Point Station

Which location would you rank as your #2 choice: Concept B: Pacific Way Station (Current Location)

Which location would you rank as your #3 choice: Concept A: Gearhart Park Station

Feedback and additional info? High Point best based on Proximity and Resiliency - the most important considerations during the catastrophic events the facility is intended to address.

Regarding funding, are you supportive of a bond? Yes

Regarding funding, would you like to see private donations to help cover costs? No

Donation contact info:

The results of this submission may be viewed at:

<https://www.cityofgearhart.com/node/3741/submission/5221>

2024-11-15 10:00:00

Are you a registered voter of Gearhart? No

Do you own property in Gearhart? Yes

Are you in support of a new Emergency Response & Resiliency Building in Gearhart? No

Which location would you rank as your #1 choice: Concept B: Pacific Way Station (Current Location)

Which location would you rank as your #2 choice: Concept A: Gearhart Park Station

Which location would you rank as your #3 choice: Concept A: Gearhart Park Station

Feedback and additional info? I have seen tax money wasted and this is a blatant attempt to waste tax payer money. I own a row house in Gearhart and feel pretty confident that if the water reaches as high as the park that it won't matter what you put there as nothing will be left to have anyone rescue from. This is someone's idea that they are pushing and it's just a waste. Don't push something down the throats of the voters just because you want it.

Regarding funding, are you supportive of a bond? No

Regarding funding, would you like to see private donations to help cover costs? Yes

Donation contact info:

The results of this submission may be viewed at:

<https://www.cityofgearhart.com/node/3741/submission/5231>



2021-10-20 10:00:00

Are you a registered voter of Gearhart? No

Do you own property in Gearhart? Yes

Are you in support of a new Emergency Response & Resiliency Building in Gearhart? Yes

Which location would you rank as your #1 choice: Concept B: Pacific Way Station (Current Location)

Which location would you rank as your #2 choice: Concept C: High Point Station

Which location would you rank as your #3 choice: Concept A: Gearhart Park Station

Feedback and additional info? No to Park.

Regarding funding, are you supportive of a bond? Yes

Regarding funding, would you like to see private donations to help cover costs? Yes

Donation contact info:

The results of this submission may be viewed at:

<https://www.cityofgearhart.com/node/3741/submission/5241>

Are you a registered voter of Gearhart? No

Do you own property in Gearhart? Yes

Are you in support of a new Emergency Response & Resiliency Building in Gearhart? Yes

Which location would you rank as your #1 choice: Concept B: Pacific Way Station (Current Location)

Which location would you rank as your #2 choice: Concept C: High Point Station

Which location would you rank as your #3 choice: Concept A: Gearhart Park Station

Feedback and additional info? Absolutely NO to the Park option. I feel that is a horrible choice, to take away a beautiful park that is used by many people for a building.

Regarding funding, are you supportive of a bond? Yes

Regarding funding, would you like to see private donations to help cover costs? Yes

Donation contact info:

The results of this submission may be viewed at:

<https://www.cityofgearhart.com/node/3741/submission/5251>

Best Photo: 000021111

Are you a registered voter of Gearhart? No

Do you own property in Gearhart? Yes

Are you in support of a new Emergency Response & Resiliency Building in Gearhart? Yes

Which location would you rank as your #1 choice: Concept C: High Point Station

Which location would you rank as your #2 choice: Concept B: Pacific Way Station (Current Location)

Which location would you rank as your #3 choice: Concept A: Gearhart Park Station

Feedback and additional info? Please do NOT use the park!

Regarding funding, are you supportive of a bond? Yes

Regarding funding, would you like to see private donations to help cover costs? Yes

Donation contact info:

The results of this submission may be viewed at:

<https://www.cityofgearhart.com/node/3741/submission/5261>

Are you a registered voter of Gearhart? No

Do you own property in Gearhart? Yes

Are you in support of a new Emergency Response & Resiliency Building in Gearhart? Yes

Which location would you rank as your #1 choice: Concept C: High Point Station

Which location would you rank as your #2 choice: Concept A: Gearhart Park Station

Which location would you rank as your #3 choice: Concept B: Pacific Way Station (Current Location)

Feedback and additional info? The #1 point is elevation. Secondly this is easily accessible to the population.

Regarding funding, are you supportive of a bond? Yes

Regarding funding, would you like to see private donations to help cover costs? Yes

Donation contact info:

The results of this submission may be viewed at:

<https://www.cityofgearhart.com/node/3741/submission/5291>

Are you a registered voter of Gearhart? No

Do you own property in Gearhart? Yes

Are you in support of a new Emergency Response & Resiliency Building in Gearhart? Yes

Which location would you rank as your #1 choice: Concept C: High Point Station

Which location would you rank as your #2 choice: Concept B: Pacific Way Station (Current Location)

Which location would you rank as your #3 choice: Concept A: Gearhart Park Station

Feedback and additional info?

With the potential tsunami and protection of emergency services as a major priority for relocating the new facility, The High Point Station would be my recommendation. It is the highest point of the recommended sites and would be less disruptive to the residential nature of the city as was pointed out in the slides. It would be near already operating businesses, the Gearhart Golf Links & Hotel and the Gearhart by the Sea Condominiums. The Gearhart Park location would be the least preferred due to the impact on the residential nature of the city, particularly in that area as well as eliminating a spectacular setting for viewing the ocean.

I am not in support of additional city fees, taxes and/or assessments however it is inevitable if a decision to proceed.

Regarding funding, are you supportive of a bond? No

Regarding funding, would you like to see private donations to help cover costs? Yes

Donation contact info:

The results of this submission may be viewed at:

<https://www.cityofgearhart.com/node/3741/submission/5281>

Are you a registered voter of Gearhart? No

Do you own property in Gearhart? Yes

Are you in support of a new Emergency Response & Resiliency Building in Gearhart? Yes

Which location would you rank as your #1 choice: Concept C: High Point Station

Which location would you rank as your #2 choice: Concept B: Pacific Way Station (Current Location)

Which location would you rank as your #3 choice: Concept C: High Point Station

Feedback and additional info? I feel the Gearhart Park should remain the park and not build there.

Regarding funding, are you supportive of a bond? Yes

Regarding funding, would you like to see private donations to help cover costs? Yes

Donation contact info:

The results of this submission may be viewed at:

<https://www.cityofgearhart.com/node/3741/submission/5301>

Are you a registered voter of Gearhart? No

Do you own property in Gearhart? Yes

Are you in support of a new Emergency Response & Resiliency Building in Gearhart? Yes

Which location would you rank as your #1 choice: Concept C: High Point Station

Which location would you rank as your #2 choice: Concept B: Pacific Way Station (Current Location)

Which location would you rank as your #3 choice: Concept A: Gearhart Park Station

Feedback and additional info? Building commercial structures in a designated park seems short sided, as parks add value to towns in so many ways. Particularly this park, as it's a central focal point in Gearhart, and has provided a natural continuity between N. Ocean Ave and S. Ocean Ave neighborhoods. The other two locations are a better fit for commercial use, where other commercial operations already exist.

Regarding funding, are you supportive of a bond? Yes

Regarding funding, would you like to see private donations to help cover costs? No

Donation contact info:

The results of this submission may be viewed at:

<https://www.cityofgearhart.com/node/3741/submission/5341>

Best Phone:

Are you a registered voter of Gearhart? No

Do you own property in Gearhart? Yes

Are you in support of a new Emergency Response & Resiliency Building in Gearhart? Yes

Which location would you rank as your #1 choice: Concept C: High Point Station

Which location would you rank as your #2 choice: Concept B: Pacific Way Station (Current Location)

Which location would you rank as your #3 choice: Concept A: Gearhart Park Station

Feedback and additional info? The station should be as far away from the waterline, in an elevated area on the east side of 101.

Regarding funding, are you supportive of a bond? Yes

Regarding funding, would you like to see private donations to help cover costs? No

Donation contact info:

The results of this submission may be viewed at:

<https://www.cityofgearhart.com/node/3741/submission/5351>



Are you a registered voter of Gearhart? No

Do you own property in Gearhart? Yes

Are you in support of a new Emergency Response & Resiliency Building in Gearhart? Yes

Which location would you rank as your #1 choice: Concept C: High Point Station

Which location would you rank as your #2 choice: Concept B: Pacific Way Station (Current Location)

Which location would you rank as your #3 choice: Concept A: Gearhart Park Station

Feedback and additional info? I believe that any new building should be on the highest possible location to improve the likelihood that it is not damaged by a Tsunami and therefore available to support recovery efforts.

Regarding funding, are you supportive of a bond? Yes

Regarding funding, would you like to see private donations to help cover costs? No

Donation contact info:

The results of this submission may be viewed at:

<https://www.cityofgearhart.com/node/3741/submission/5371>

Are you a registered voter of Gearhart? No

Do you own property in Gearhart? Yes

Are you in support of a new Emergency Response & Resiliency Building in Gearhart? Yes

Which location would you rank as your #1 choice: Concept B: Pacific Way Station (Current Location)

Which location would you rank as your #2 choice: Concept C: High Point Station

Which location would you rank as your #3 choice: Concept B: Pacific Way Station (Current Location)

Feedback and additional info? The park is not to be used for the Fire Station it was deeded as a Park and should remain that way.

Regarding funding, are you supportive of a bond? Yes

Regarding funding, would you like to see private donations to help cover costs? No

Donation contact info:

The results of this submission may be viewed at:

<https://www.cityofgearhart.com/node/3741/submission/5861>

Are you a registered voter of Gearhart? No

Do you own property in Gearhart? Yes

Are you in support of a new Emergency Response & Resiliency Building in Gearhart? Yes

Which location would you rank as your #1 choice: Concept C: High Point Station

Which location would you rank as your #2 choice: Concept A: Gearhart Park Station

Which location would you rank as your #3 choice: Concept B: Pacific Way Station (Current Location)

Feedback and additional info? In view of the tsunami risk, elevation is most important factor in my opinion.

Regarding funding, are you supportive of a bond? Yes

Regarding funding, would you like to see private donations to help cover costs? Yes

Donation contact info:

Would you like to stay updated via email on the new station and other important city issues? Yes

The results of this submission may be viewed at:

<https://www.cityofgearhart.com/node/3741/submission/5881>

—Are you a registered voter of Gearhart? No

Do you own property in Gearhart? Yes

Are you in support of a new Emergency Response & Resiliency Building in Gearhart? Yes

Which location would you rank as your #1 choice: Concept B: Pacific Way Station (Current Location)

Which location would you rank as your #2 choice: Concept A: Gearhart Park Station

Which location would you rank as your #3 choice: Concept C: High Point Station

Feedback and additional info? Current location is the best option in my opinion. Close to 101

Regarding funding, are you supportive of a bond? No

Regarding funding, would you like to see private donations to help cover costs? Yes

Donation contact info:

Would you like to stay updated via email on the new station and other important city issues? Yes ✓

The results of this submission may be viewed at:

<https://www.cityofgearhart.com/node/3741/submission/6121>

\_\_\_\_ Are you a registered voter of Gearhart? No  
Do you own property in Gearhart? Yes  
Are you in support of a new Emergency Response & Resiliency Building in Gearhart? Yes  
Which location would you rank as your #1 choice: Concept B: Pacific Way Station (Current Location)  
Which location would you rank as your #2 choice: Concept A: Gearhart Park Station  
Which location would you rank as your #3 choice: Concept C: High Point Station  
Feedback and additional info? Current location is perfect  
Regarding funding, are you supportive of a bond? Yes  
Regarding funding, would you like to see private donations to help cover costs? No  
Donation contact info:  
Would you like to stay updated via email on the new station and other important city issues? Yes ✓

The results of this submission may be viewed at:  
<https://www.cityofgearhart.com/node/3741/submission/6111>

Are you a registered voter of Gearhart? No

Do you own property in Gearhart? Yes

Are you in support of a new Emergency Response & Resiliency Building in Gearhart? No

Which location would you rank as your #1 choice: Concept B: Pacific Way Station (Current Location)

Which location would you rank as your #2 choice: Concept B: Pacific Way Station (Current Location)

Which location would you rank as your #3 choice: Concept B: Pacific Way Station (Current Location)

Feedback and additional info? Gearhart takes advantage of its recreational property owners. Gearhart is not particularly welcoming to visitors or businesses. Gearhart has a problem: it likes other people's money, but does not want other people to have a choice in how it's spent. New fire station? Really?

Regarding funding, are you supportive of a bond? No

Regarding funding, would you like to see private donations to help cover costs? No

Donation contact info:

Would you like to stay updated via email on the new station and other important city issues? No ✓

The results of this submission may be viewed at:

<https://www.cityofgearhart.com/node/3741/submission/5971>

CSW  
DEM  
IND  
LBT  
NAV  
OTH  
PGP  
PRO  
REP  
WEP

Are you a registered voter of Gearhart? No

Do you own property in Gearhart? Yes

Are you in support of a new Emergency Response & Resiliency Building in Gearhart? Yes

Which location would you rank as your #1 choice: Concept B: Pacific Way Station (Current Location)

Which location would you rank as your #2 choice: Concept C: High Point Station

Which location would you rank as your #3 choice: Concept A: Gearhart Park Station

Feedback and additional info?

The Gearhart Park location is out of the question for myriad of reasons, the least of which it destroys the entire complexion of the town. You really want to enter Gearhart and see a massive building at the end of the street blocking the view to the Pacific ocean? Really? Why destroy a beautiful green space for a structure which will be a huge scar on the skyline? More importantly, why do so when volunteers may not be able to access this location depending on when they live. So the building may be above the high water mark, but so what if it is inaccessible? This is not a viable option.

High Point is probably the best option, however it will be a hard sell to pass a \$9mm bond measure.

The current location seems most accessible by the volunteers. Even if the building has to be razed, a new structure can be built to avoid potential flood waters with lifts for equipment, living quarters, equipment storage, generators, etc. If an Emergency Response facility is inaccessible for responders, it serves no viable purpose. Responders will evacuate their families first, then respond to a public emergency.

Regarding funding, are you supportive of a bond? Yes

Regarding funding, would you like to see private donations to help cover costs? Yes

Donation contact info:

It all depends on how it is structured. Will a non-profit be created? How will funds be protected should construction be halted or public funding fails?

Lots of issues, but I am willing to listen because private and corporate donations may be critical for the success of this effort. But more importantly, it depends on the location. If Gearhart Park is chosen, I'm out.

Would you like to stay updated via email on the new station and other important city issues? Yes ✓

The results of this submission may be viewed at:

<https://www.cityofgearhart.com/node/3741/submission/6021>

Are you a registered voter of Gearhart? No

Do you own property in Gearhart? Yes

Are you in support of a new Emergency Response & Resiliency Building in Gearhart? Yes

Which location would you rank as your #1 choice: Concept B: Pacific Way Station (Current Location)

Which location would you rank as your #2 choice: Concept C: High Point Station

Which location would you rank as your #3 choice: Concept A: Gearhart Park Station

Feedback and additional info? We do not want to have the new fire station near or at the park.

Regarding funding, are you supportive of a bond? No

Regarding funding, would you like to see private donations to help cover costs? Yes

Donation contact info:

Would you like to stay updated via email on the new station and other important city issues? Yes ✓

The results of this submission may be viewed at:

<https://www.cityofgearhart.com/node/3741/submission/9291>



Are you a registered voter of Gearhart? No

Do you own property in Gearhart? Yes

Are you in support of a new Emergency Response & Resiliency Building in Gearhart? Yes

Which location would you rank as your #1 choice: Concept C: High Point Station

Which location would you rank as your #2 choice: Concept B: Pacific Way Station (Current Location)

Which location would you rank as your #3 choice: Concept A: Gearhart Park Station

Feedback and additional info? n/a

Regarding funding, are you supportive of a bond? Yes

Regarding funding, would you like to see private donations to help cover costs? No

Donation contact info:

Would you like to stay updated via email on the new station and other important city issues? Yes ✓

The results of this submission may be viewed at:

<https://www.cityofgearhart.com/node/3741/submission/9571>

Are you a registered voter of Gearhart? No

Do you own property in Gearhart? Yes

Are you in support of a new Emergency Response & Resiliency Building in Gearhart? Yes

Which location would you rank as your #1 choice: Concept C: High Point Station

Which location would you rank as your #2 choice: Concept A: Gearhart Park Station

Which location would you rank as your #3 choice: Concept B: Pacific Way Station (Current Location)

Feedback and additional info? High Point is the least likely to be effected by a major event so would be available for community needs. Current location should not even be considered as it would likely not be usable after any type of tsunami.

Regarding funding, are you supportive of a bond? Yes

Regarding funding, would you like to see private donations to help cover costs? Yes

Donation contact info: (blank)

Would you like to stay updated via email on the new station and other important city issues?

The results of this submission may be viewed at:

<https://www.cityofgearhart.com/node/3741/submission/9591>

Are you a registered voter of Gearhart? No

Do you own property in Gearhart? Yes

Are you in support of a new Emergency Response & Resiliency Building in Gearhart? Yes

Which location would you rank as your #1 choice: Concept C: High Point Station

Which location would you rank as your #2 choice: Concept A: Gearhart Park Station

Which location would you rank as your #3 choice: Concept B: Pacific Way Station (Current Location)

Feedback and additional info? High Point is the least likely to be effected by a major event so would be available for community needs. Current location should not even be considered as it would likely not be usable after any type of tsunami.

Regarding funding, are you supportive of a bond? Yes

Regarding funding, would you like to see private donations to help cover costs? Yes

Donation contact info:

Would you like to stay updated via email on the new station and other important city issues? Yes ✓

The results of this submission may be viewed at:

<https://www.cityofgearhart.com/node/3741/submission/9581>

—Are you a registered voter of Gearhart? NO

Do you own property in Gearhart? Yes

Are you in support of a new Emergency Response & Resiliency Building in Gearhart? Yes

Which location would you rank as your #1 choice: Concept C: High Point Station

Which location would you rank as your #2 choice: Concept A: Gearhart Park Station

Which location would you rank as your #3 choice: Concept B: Pacific Way Station (Current Location)

Feedback and additional info?

Highpoint provides good emergency access to both east and west Gearhart as well as the most highly populated 10th and Marion neighborhood. Highpoint assures maximum safety for residents and visitors in the event of most earthquake and tsunami impacts. Highpoint does not require removal of a deed restriction on land currently designated for public park. Highpoint could accommodate a vertical evacuation structure of lesser height than other locational options, in a neighborhood where existing structures are taller than typical for Gearhart.

It would be short-sighted and a poor use of our tax dollars to build a new station on the Pacific Way site because of its low elevation.

Regarding funding, are you supportive of a bond? Yes

Regarding funding, would you like to see private donations to help cover costs? Yes

Donation contact info:

Would you like to stay updated via email on the new station and other important city issues? Yes ✓

The results of this submission may be viewed at:

<https://www.cityofgearhart.com/node/3741/submission/6011>

— Are you a registered voter of Gearhart? No

Do you own property in Gearhart? Yes

Are you in support of a new Emergency Response & Resiliency Building in Gearhart? Yes

Which location would you rank as your #1 choice: Concept B: Pacific Way Station (Current Location)

Which location would you rank as your #2 choice: Concept C: High Point Station

Which location would you rank as your #3 choice: Concept A: Gearhart Park Station

Feedback and additional info? None.

Regarding funding, are you supportive of a bond? Yes

Regarding funding, would you like to see private donations to help cover costs? Yes

Donation contact info:

Would you like to stay updated via email on the new station and other important city issues? Yes ✓

The results of this submission may be viewed at:

<https://www.cityofgearhart.com/node/3741/submission/6001>

—Are you a registered voter of Gearhart? No

Do you own property in Gearhart? Yes

Are you in support of a new Emergency Response & Resiliency Building in Gearhart? Yes

Which location would you rank as your #1 choice: Concept C: High Point Station

Which location would you rank as your #2 choice: Concept B: Pacific Way Station (Current Location)

Which location would you rank as your #3 choice: Concept A: Gearhart Park Station

Feedback and additional info? no

Regarding funding, are you supportive of a bond? Yes

Regarding funding, would you like to see private donations to help cover costs? Yes

Donation contact info:

Would you like to stay updated via email on the new station and other important city issues? Yes ✓

The results of this submission may be viewed at:

<https://www.cityofgearhart.com/node/3741/submission/5981>

—Are you a registered voter of Gearhart? No

Do you own property in Gearhart? Yes

Are you in support of a new Emergency Response & Resiliency Building in Gearhart? No

Which location would you rank as your #1 choice: Concept B: Pacific Way Station (Current Location)

Which location would you rank as your #2 choice: Concept B: Pacific Way Station (Current Location)

Which location would you rank as your #3 choice: Concept B: Pacific Way Station (Current Location)

Feedback and additional info?

I have a real problem with Concept A. The city accepted the Park as per the Family's wishes to keep it a park for the people of Gearhart. Now you are wanting to change the zoning for the new station and that is not what the city first agreed too.

I'm for repairing the current station.

Regarding funding, are you supportive of a bond? Yes

Regarding funding, would you like to see private donations to help cover costs? Yes

Donation contact info: Good luck!!!

Would you like to stay updated via email on the new station and other important city issues? Yes ✓

The results of this submission may be viewed at:

<https://www.cityofgearhart.com/node/3741/submission/5991>

Best Home: 500 500 1010

- Are you a registered voter of Gearhart? No
- Do you own property in Gearhart? Yes
- Are you in support of a new Emergency Response & Resiliency Building in Gearhart? Yes
- Which location would you rank as your #1 choice: Concept C: High Point Station
- Which location would you rank as your #2 choice: Concept B: Pacific Way Station (Current Location)
- Which location would you rank as your #3 choice: Concept A: Gearhart Park Station
- Feedback and additional info? The city should not use property that was given to the city to be used as a park. Also, the fire station at the park would change the whole dynamic of the town. The fire station should be placed in a more commercial area.....preferably near the golf course (High Point).
- Regarding funding, are you supportive of a bond? Yes
- Regarding funding, would you like to see private donations to help cover costs? Yes
- Donation contact info: I think that the city should see if residents and vacation house owners could come together (for a change) to get creative for funding....if more money is needed in addition to the bond and High Point is selected.
- ✓ Would you like to stay updated via email on the new station and other important city issues? Yes

The results of this submission may be viewed at:  
<https://www.cityofgearhart.com/node/3741/submission/5961>



Best Name: 007201017

→ Are you a registered voter of Gearhart? No

✓ Do you own property in Gearhart? Yes

Are you in support of a new Emergency Response & Resiliency Building in Gearhart? Yes

Which location would you rank as your #1 choice: Concept C: High Point Station

Which location would you rank as your #2 choice: Concept A: Gearhart Park Station

Which location would you rank as your #3 choice: Concept B: Pacific Way Station (Current Location)

Feedback and additional info?

High Point seems to fit the neighborhood better with the condos - golf course business in the area. Less personal property affected.

Gearhart Park would affect more of the neighborhood feel of the area. Selfishly, the park has a lifetime soft spot for me and is a special place.

Current location seems to have too much risk and cost.

Regarding funding, are you supportive of a bond? Yes

Regarding funding, would you like to see private donations to help cover costs? Yes

Donation contact info: Address above. Private donations would depend on factors that would have to be discussed at a later date.

Would you like to stay updated via email on the new station and other important city issues? Yes ✓

The results of this submission may be viewed at:

<https://www.cityofgearhart.com/node/3741/submission/6241>

—Are you a registered voter of Gearhart? No

Do you own property in Gearhart? Yes

Are you in support of a new Emergency Response & Resiliency Building in Gearhart? Yes

Which location would you rank as your #1 choice: Concept C: High Point Station

Which location would you rank as your #2 choice: Concept A: Gearhart Park Station

Which location would you rank as your #3 choice: Concept B: Pacific Way Station (Current Location)

Feedback and additional info?

High Point seems to fit the neighborhood better with the condos - golf course business in the area. Less personal property affected.

Gearhart Park would affect more of the neighborhood feel of the area. Selfishly, the park has a lifetime soft spot for me and is a special place.

Current location seems to have too much risk and cost.

Regarding funding, are you supportive of a bond? Yes

Regarding funding, would you like to see private donations to help cover costs? Yes

Donation contact info: Address above. Private donations would depend on factors that would have to be discussed at a later date.

Would you like to stay updated via email on the new station and other important city issues? Yes ✓

The results of this submission may be viewed at:

<https://www.cityofgearhart.com/node/3741/submission/6251>

—Are you a registered voter of Gearhart? No

Do you own property in Gearhart? Yes

Are you in support of a new Emergency Response & Resiliency Building in Gearhart? Yes

Which location would you rank as your #1 choice: Concept C: High Point Station

Which location would you rank as your #2 choice: Concept B: Pacific Way Station (Current Location)

Which location would you rank as your #3 choice: Concept B: Pacific Way Station (Current Location) ~

Feedback and additional info? Continue to look for other locations other than the park as an option. I think we need to reach out to everyone in the community all homeowners and the general public to raise funds (gofundme) if needed to make high point and affordable option. The park was a give with stipulations that should be respected or the gift should be rescinded and given back to the Miller family.

Regarding funding, are you supportive of a bond? Yes

Regarding funding, would you like to see private donations to help cover costs? Yes

Donation contact info:

Would you like to stay

ation and other important city issues? Yes ✓

The results of this sut

<https://www.cityofgear>

6281

-----  
✓Are you a registered voter of Gearhart? No

Do you own property in Gearhart? Yes

Are you in support of a new Emergency Response & Resiliency Building in Gearhart? Yes

Which location would you rank as your #1 choice: Concept B: Pacific Way Station (Current Location)

Which location would you rank as your #2 choice: Concept C: High Point Station

Which location would you rank as your #3 choice: Concept A: Gearhart Park Station

Feedback and additional info? The history of public services located near the Pacific Way station makes it the least disruptive for the community. Likewise, the Gearhart Park is an integral part of our community and its cohesiveness.

Regarding funding, are you supportive of a bond? Yes

Regarding funding, would you like to see private donations to help cover costs? Yes

Donation contact info:

Would you like to stay updated via email on the new station and other important city issues? Yes ✓

The results of this submission may be viewed at:

<https://www.cityofgearhart.com/node/3741/submission/6291>

— Are you a registered voter of Gearhart? No

Do you own property in Gearhart? Yes

Are you in support of a new Emergency Response & Resiliency Building in Gearhart? Yes

Which location would you rank as your #1 choice: Concept C: High Point Station

Which location would you rank as your #2 choice: Concept C: High Point Station

Which location would you rank as your #3 choice: Concept A: Gearhart Park Station

Feedback and additional info? If one of the major reasons to build a new station to have it higher in elevation in case of a flood during a M to L size event why not relocate to highest point possible. Also many responses are on the beach so the High point station makes better sense. Lastly we all fear a beach grass fire again beach access is close to the High point option.

Regarding funding, are you supportive of a bond? Yes

Regarding funding, would you like to see private donations to help cover costs? Yes

Donation contact info: Same as Mailing Address above

Would you like to stay updated via email on the new station and other important city issues? Yes ✓

The results of this submission may be viewed at:

<https://www.cityofgearhart.com/node/3741/submission/6331>

Best phone: 000 000 0000

Are you a registered voter of Gearhart? No

Do you own property in Gearhart? Yes

Are you in support of a new Emergency Response & Resiliency Building in Gearhart? Yes

Which location would you rank as your #1 choice: Concept B: Pacific Way Station (Current Location)

Which location would you rank as your #2 choice: Concept A: Gearhart Park Station

Which location would you rank as your #3 choice: Concept B: Pacific Way Station (Current Location)

Feedback and additional info? Current location to include costs to ensure adequate foundation

Regarding funding, are you supportive of a bond? Yes

Regarding funding, would you like to see private donations to help cover costs? Yes

Donation contact info:

Would you like to stay updated via email on the new station and other important city issues? Yes ✓

The results of this submission may be viewed at:

<https://www.cityofgearhart.com/node/3741/submission/6371>

—Are you a registered voter of Gearhart? No

Do you own property in Gearhart? Yes

Are you in support of a new Emergency Response & Resiliency Building in Gearhart? No

Which location would you rank as your #1 choice: Concept C: High Point Station

Which location would you rank as your #2 choice: Concept A: Gearhart Park Station

Which location would you rank as your #3 choice: Concept B: Pacific Way Station (Current Location)

Feedback and additional info? Property taxes are already high with the new school bond. Passing a bond maybe difficult, why not live with current facility for a two more years and see what state and federal funding may be forthcoming to help fund the new facility. Within two years you will likely see massive amounts of infustructure money flowing out of the federal government. The new structure must be on the highest possible ground to withstand an xl event. I support the new building , but not on your timeline.

Regarding funding, are you supportive of a bond? No

Regarding funding, would you like to see private donations to help cover costs? Yes

Donation contact info: Tim Boyle owner of Gearhart golf course and CEO of Columbia Sportswear.

Would you like to stay updated via email on the new station and other important city issues? Yes ✓

The results of this submission may be viewed at:

<https://www.cityofgearhart.com/node/3741/submission/6351>

Best Home: 0001100002

Are you a registered voter of Gearhart? No

Do you own property in Gearhart? Yes

Are you in support of a new Emergency Response & Resiliency Building in Gearhart? Yes

Which location would you rank as your #1 choice: Concept A: Gearhart Park Station

Which location would you rank as your #2 choice: Concept C: High Point Station

Which location would you rank as your #3 choice: Concept B: Pacific Way Station (Current Location)

Feedback and additional info? The park makes the most sense because the city already owns it, just move the park out to the west and you can still have the same size park and view to the ocean.

Regarding funding, are you supportive of a bond? Yes

Regarding funding, would you like to see private donations to help cover costs? No

Donation contact info:

Would you like to stay updated via email on the new station and other important city issues? No —

The results of this submission may be viewed at:

<https://www.cityofgearhart.com/node/3741/submission/6381>



- 1. Are you a registered voter of Gearhart?  YES NO
- 2. Are you own property in Gearhart?  YES NO
- 3. Are you in support of a new Emergency Response & Resiliency Station in Gearhart?  
 YES NO

4. Taking into account emergency preparedness, proximity to respond, cost, and other pertinent info presented, **please rank in order 1-3** (1 being the best location) which concept/location you believe would *best serve* the needs of our community:

Concept A: Gearhart Park Station, rank: 1

Concept B: Pacific Way Station (current location), rank: not an option (3)


Concept C: High Point Station, rank: 2

- 5. Please provide detailed feedback on why you ranked the locations as you did and provide any other ideas or feedback you wish to help the process moving forward: the "park" is not sacred ground. Not even any real trees, or any playground equip. Just an empty lot for dogs to do their business. It is nice to watch sunset from the benches, but that could still happen. It is essential that any parking areas be limited + enforced for authorized vehicles only.
- 6. Regarding funding, are you supportive of a bond? YES  NO
- 7. Regarding funding, would you like to see private donations\* to help cover costs?  
 YES NO \*If Yes, please provide name and contact information for anyone who may be interested, and the City will reach out.

Lets sell elk meat.

**Thank you for your feedback! Your opinion is very important to this process.**

**Disclaimer:** The results of this feedback form are for informational purposes only and do not constitute a vote of any kind. This feedback information will be provided to the city council and will result in a summary report available to the public. The city council may then choose to vote on putting a new station on a future ballot for a public vote of citizens, seek more information, or do nothing.



WF  
TRP

Current site on hill, in flood area, makes no sense. A waste of our resources.

High point is too expensive, and rather awkward for accessible building. Also not in the center of town. In an emergency, those who are vacationing tend to look in the center of town for city buildings, not over across the way.

Regarding elk: Let's have a set amount of elk meat for all residents + owners for FREE on an annual basis. Have a town annual elk festival following controlled elk hunt to limit, not destroy herd. Then sell meat to help with cost of fire station. I think this would change people's attitudes towards elk to a win/win all around. Who couldn't put up with a few smashed flowers if they had \$25 of free elk meat in their freezer? There are towns who do something like this with surplus deer.

1. Are you a registered voter of Gearhart?  YES  NO
2. Are you own property in Gearhart?  YES  NO
3. Are you in support of a new Emergency Response & Resiliency Station in Gearhart?  
 YES  NO
4. Taking into account emergency preparedness, proximity to respond, cost, and other pertinent info presented, **please rank in order 1-3** (1 being the best location) which concept/location you believe would *best serve* the needs of our community:

Concept A: Gearhart Park Station, rank: 1

Concept B: Pacific Way Station (current location), rank: 3

Concept C: High Point Station, rank: 2

5. Please provide detailed feedback on why you ranked the locations as you did and provide any other ideas or feedback you wish to help the process moving forward: \_\_\_\_\_

#1 City Park Station: city of Gearhart already owns  
this property; the location and elevation are  
appropriate (over)

6. Regarding funding, are you supportive of a bond?  YES  NO

7. Regarding funding, would you like to see private donations\* to help cover costs?

YES  NO

*\*If Yes, please provide name and contact information for anyone who may be interested, and the City will reach out.*

**Thank you for your feedback! Your opinion is very important to this process.**

**Disclaimer:** The results of this feedback form are for informational purposes only and do not constitute a vote of any kind. This feedback information will be provided to the city council and will result in a summary report available to the public. The city council may then choose to vote on putting a new station on a future ballot for a public vote of citizens, seek more information, or do nothing.

*[Handwritten signature]*  
 2/26

Although I appreciate the sentiment that this property was donated and designated to be used as a park, I believe it is a positive consideration to build the needed fire station at this location, while keeping a portion as a designated park. The current park does not appear to be very well utilized, or maintained. If the portion to the East is used for the station and west portion landscaped and used for a smaller, but more attractive public park, this might be a win/win for the city of Gearhart. If I was a direct descendant of Leslie Miller, I would be proud to know the land she so generously gave to Gearhart would be utilized in this fashion.

ps: We appreciate Fire Chief Eddy and the volunteer dept. very much! Our family knows first hand the wonderful response provided, as they have been there on several occasions to help with our disabled son  
Thanks and God Bless!

ENROLLMENT

- 1. Are you a registered voter of Gearhart?  YES  NO
- 2. Do you own property in Gearhart?  YES  NO
- 3. Are you in support of a new Emergency Response & Resiliency Building in Gearhart?  
 YES  NO
- 4. Taking into account emergency preparedness, proximity to respond, cost, and other pertinent info presented, **please rank in order 1-3** (1 being the best location) which concept/location you believe would *best serve* the needs of our community:

Location A: Gearhart Park Station, rank: 2

Location B: Pacific Way Station (current location), rank: 3

Location C: High Point Station, rank: 1

5. Please provide detailed feedback on why you ranked the locations as you did and provide any other ideas or feedback you wish to help the process moving forward: \_\_\_\_\_  
You can operate at current location  
while under construction.  
it won't interfere with park

- 6. In regard to funding, are you supportive of a bond?  YES  NO
- 7. In regard to funding, would you like to see private donations\* to help cover costs?  
 YES  NO *\*If Yes, please provide name and contact information for anyone who may be interested, and the City will reach out.*

*don't  
call*

**Thank you for your feedback! Your opinion is very important to this process.**

**Disclaimer:** The results of this feedback form are for informational purposes only and do not constitute a vote of any kind. This feedback information will be provided to the city council and will result in a summary report available to the public. The city council may then choose to vote on putting a new station on a future ballot for a public vote of citizens, seek more information, or do nothing.

*WA  
2/17*

---

To: Matt Brown & Gearhart City Council

Subj: Response to Questionnaire Regarding Proposed  
Emergency Response Bldg.

1. I appreciated the city's need for a new firehouse and applaud the city council's foresight in including an emergency response facility for our town.

There is almost no doubt that the town could use such a facility in the event of a major disaster, such as the expected earthquake and/or tsunami, but also for lesser disasters, such as from a big wind storm or flooding due to the local river flooding, or perhaps, a major revision of the ocean or river shore.

2. However it does concern me that all three of the locations selected for the new building, would not really satisfy helping the town very much at all in the event of a 9+ earthquake in the subduction zone. First of all, if the coast drops from 2 to 6 or 20 feet, as has been suggested, all 3 locations would not offer much height off the water level once the sea level stabilizes, and certainly the giant waves expected and the resulting washups, would likely inundate all 3 locations, at least temporarily. That the roads in the town would be impassable due to breakup of the surface, broken pipes or fallen trees and power poles, etc, is evident.

3. What I would like the council to consider in their emergency planning is acquiring some land in the hills above 100 -150 feet just east of Pacific Way, with at least a gravel access road, so that citizens either on foot or on bicycle or motorcycle, could actually get

to high ground in the few minutes of time they will have to evacuate the town. (I realize too that some of the land on the hill might actually slide in the event of a big earthquake.) If such a piece of land is acquired, then more development of the site could be considered, such as making an helicopter landing pad, water storage, level ground for tents and so on.

Sincerely,

A handwritten signature in black ink, consisting of several loops and a horizontal stroke, positioned to the right of the word "Sincerely,".

1. Are you a registered voter of Gearhart?  YES NO
2. ~~Are~~ you own property in Gearhart?  YES NO
3. Are you in support of a new Emergency Response & Resiliency Station in Gearhart?  
 YES NO
4. Taking into account emergency preparedness, proximity to respond, cost, and other pertinent info presented, **please rank in order 1-3** (1 being the best location) which concept/location you believe would *best serve* the needs of our community:

Concept A: Gearhart Park Station, rank: 1

Concept B: Pacific Way Station (current location), rank: 3

Concept C: High Point Station, rank: 2

5. Please provide detailed feedback on why you ranked the locations as you did and provide any other ideas or feedback you wish to help the process moving forward: PEOPLE

A SAYING THAT IF (A) IS USED THEY WILL LOOSE THE PARK. BUT WON'T IT MOVE TO THE WEST MORE (B) WOULD NEED A LOCATION TO PARK VEHICLES

6. Regarding funding, are you supportive of a bond?  YES NO OVER →
7. Regarding funding, would you like to see private donations\* to help cover costs?  
 YES NO \*If Yes, please provide name and contact information for anyone who may be interested, and the City will reach out.

**Thank you for your feedback! Your opinion is very important to this process.**

**Disclaimer:** The results of this feedback form are for informational purposes only and do not constitute a vote of any kind. This feedback information will be provided to the city council and will result in a summary report available to the public. The city council may then choose to vote on putting a new station on a future ballot for a public vote of citizens, seek more information, or do nothing.

WFL  
211



AND FIRE FIGHTERS GEAR, NOT TO FORGET WHERE WOULD THEY HOLD THOSE MEETINGS AND DRILLS IN THE WINTER, CONCEPT C WOULD PROBABLY BE THE MOST COSTLY FOR THE PROPERTY

ONE THING I HAVE BEEN WONDERING IS ABOUT PARKING WHEN YOU HAVE FIRE FIGHTERS RESPONDING TO CALLS AND DRILLS, ARE THEY GOING TO FIND ENOUGH PARKING ON BUSY SUMMER DAYS

---

**Are you a registered voter of Gearhart? \***

Yes

**Do you own property in Gearhart? \***

Yes

**Are you in support of a new Emergency Response & Resiliency Building in Gearhart? \***

Yes

**Which location would you rank as your #1 choice \***

Concept A: Gearhart Park Station

Concept B: Pacific Way Station (Current Location)

Concept C: High Point Station

(over)

WF 4/1

**Feedback and additional info? \***

Please provide detailed feedback on why you ranked the locations as you did and provide any other ideas or feedback you wish to help the process moving forward.

*To: Mayor and Gearhart City Council*

*From:*

*March*

I have complete faith in the sincerity of your desire to do what's best for the entire Gearhart community. There are, however, some influential taxpayers who fear that there is already a "done deal" among your three alternatives, or that those are the only alternatives you'll ever consider. I know you want to avoid giving that impression. Publicly considering other, non-structural, initiatives would go a long way toward assuring all that your minds are still open to new ways of thinking about the "resiliency" issue.

**The threat of fire is real, constant, and local; it needs to be dealt with locally.** There is no doubt that an expanded, earthquake-proof version of the existing fire station should be constructed. Taxpayers will not hesitate to approve such a project.

**The threat of a tsunami is theoretical — no one knows how or when it will occur, whether in this generation, or the next, or the one after.** Taxpayers will be reluctant to gamble millions on a "resiliency" center on expensive high ground that may or may not be needed in their lifetime, or that of their children.

On the other hand, geologic history shows that major earthquakes have occurred locally without tsunamis. In such events, a fire department located in the center of town, equipped with earthquake rescue gear, would be a valuable asset. Paradoxically, no one discusses the possibility of stocking such gear locally; all emphasis seems to be on the more remote threat of a tsunami. The City Council should bear in mind that consultants, contractors, and manufacturers have a considerable financial interest in emphasizing the more theoretical tsunami threat.

**A tsunami is a regional problem, requiring a regional rather than a local response. Preparedness should be on a regional basis, with local participation.** No matter how much money is expended for a local "resiliency" center on high ground on the ocean front, that center will be stranded in the event of a major tsunami. Without amphibious vehicles, firefighters lucky and determined enough to reach it will be severely limited in their rescue operations. They will only be able to access the homes of wealthier taxpayers who are also on high ground on the ocean front. The rest of our community will be left without resources or rescue.

**In the event of a major tsunami,**

**a Seaside-Gearhart command center, located at high elevation behind both towns (e.g. on the site of the district school currently under construction, at "Crown Camp," or by the Gearhart reservoir), and staffed 24/7/52, could direct air, land, and water rescue operations, using advanced communications media to deploy resources of county, state, and federal governmental agencies as well as local resources.**

If we start thinking outside the box, we'll engage with Seaside, whose relatively new fire station is also located in the inundation zone, to devise a joint plan for tsunami preparedness that will actually work.

It's embarrassing that Gearhart was the only coastal community not represented at the Steering Committee meeting for the County's multi-jurisdictional Natural Hazard Mitigation Plan on January 29. The meeting was at 1:30, well in advance of Gearhart's town hall meeting that evening. If our Mayor and/or City Manager was not able to attend, at least a City Council or Planning Commission member could have been sent, or even a concerned private citizen. The opportunity for Gearhart to participate in a dialogue for mutual co-operation was thus lost.

The Steering Committee schedules its next meeting in April. Let's not lose that opportunity again to think outside the box with other concerned communities. In unity there is strength.

"Non-structural solutions" are stated as preferred city policy at least 5 times in your Comprehensive Plan, e.g. under the Energy, Estuary, and Coastal Shorelands goals. In the past, that policy has served the City well. Firefighting facilities, of course, need to be structural. But tsunami preparedness through co-operation with other jurisdictions in the region is a perfect example of an effective *non*-structural solution. The policy of our Comprehensive Plan may again be the best and most economical policy to follow .

**Regarding funding, are you supportive of a bond? \***

Yes

**Regarding funding, would you like to see private donations to help cover costs? \***

Yes

**Would you like to stay updated via email on the new station and other important city issues?**

Yes

1. Are you a registered voter of Gearhart?  YES NO
2. Are you own property in Gearhart?  YES NO
3. Are you in support of a new Emergency Response & Resiliency Station in Gearhart?  
 YES NO
4. Taking into account emergency preparedness, proximity to respond, cost, and other pertinent info presented, **please rank in order 1-3** (1 being the best location) which concept/location you believe would *best serve* the needs of our community:

Concept A: Gearhart Park Station, rank: 3

Concept B: Pacific Way Station (current location), rank: 2

Concept C: High Point Station, rank: 1

5. Please provide detailed feedback on why you ranked the locations as you did and provide any other ideas or feedback you wish to help the process moving forward: \_\_\_\_\_  
Please See Cover Letter

6. Regarding funding, are you supportive of a bond?  YES NO  
*with reservations*
7. Regarding funding, would you like to see private donations\* to help cover costs?  
YES  NO  
\*If Yes, please provide name and contact information for anyone who may be interested, and the City will reach out.

**Thank you for your feedback**  
**Disclaimer:** The results of this feedback form will be provided to the public. The city council may then choose to vote on this process.

do not constitute a vote of any kind. This feedback information will be provided to the public. The city council may then choose to vote on this process.

**RECEIVED**  
FEB 06 2019  
CITY OF GEARHART

5 Feb 2019

Mayor Matt Brown  
Gearhart City Hall  
698 Pacific Way  
Gearhart, OR 97138

Dear Mayor Brown:

Subject: Proposal for New Gearhart Fire Station

There are several concerns that I and other Gearhart residents have concerning the proposed new Gearhart Fire Station which I would like to share with you.

First, after seeing news stories of numerous tsunamis around the world, a threat of fire was never in the rescue equation. A "typical" tsunami will be very destructive and it's imperative to maintain effective communications to minimize damage and the loss of life. Any new Fire Station must have effective/reliable communications with other responding agencies; i.e., nearby fire and rescue agencies, police departments, Coast Guard Station, and commercial radio stations.

Currently there are only three recommended alternatives being considered for a new Gearhart Fire Station; as an alternative to those three options, perhaps we should consider a hybrid of two of the current options, and call it option four.

Proposed Forth Option:

- a. Keep the current Pacific Way Station (but NOT as a Fire Station).
- b. At this location, I propose to turn it into an unmanned water rescue station outfitted with a couple of All Terrain Vehicles (ATVs) and possibly a small pontoon boat with attendant supplies and equipment. This equipment would be inspected weekly; this simple job

would require only 4 hrs per week by one person of the Fire Department to ensure everything is in readiness condition.

- c. Build the new Fire Station in the High Point area with all the upgraded communication equipment co-located at this location.

#### Cost Analysis

Of great concern to me and other Gearhart residents is the lack of reliable long term costs associated with this important endeavor.

Prior to the selection of any of the proposals it is highly recommended that at least two – preferably three firm construction bids be obtained to ensure the citizens of Gearhart know exactly how much this endeavor will impact their future property tax. This information should be provided to the Gearhart residents prior to presenting it to them for a ballot vote,

Mayor Brown – this is going to be a very big and important decision for the residents of Gearhart – let's get it right the first time. I've only lived here for the past 11 years and I have grown to love the area and have some of the finest friends and neighbors anyone could hope to have - - I'm sure that if the residents of Gearhart are provided all the necessary information, they will come together and make the right decision and make Gearhart a better place to live and to call "home".

Sincerely,

1. Are you a registered voter of Gearhart? <sup>com</sup>  YES NO 1
2. Are you own property in Gearhart?  YES NO
3. Are you in support of a new Emergency Response & Resiliency Station in Gearhart?  
 YES NO
4. Taking into account emergency preparedness, proximity to respond, cost, and other pertinent info presented, **please rank in order 1-3** (1 being the best location) which concept/location you believe would *best serve* the needs of our community:

Concept A: Gearhart Park Station, rank: NO ✓

Concept B: Pacific Way Station (current location), rank: #2

Concept C: High Point Station, rank: #1

5. Please provide detailed feedback on why you ranked the locations as you did and provide any other ideas or feedback you wish to help the process moving forward: #1 - We

don't see that a tsunami would stop at or go around Gearhart Park. #2 The park was decided to the City to remain a park in perpetuity. Also, See Attached.

6. Regarding funding, are you supportive of a bond?  YES NO


7. Regarding funding, would you like to see private donations\* to help cover costs?

YES NO

\*If Yes, please provide name and contact information for anyone who may be interested, and the City will reach out.

**Thank you for your feedback! Your opinion is very important to this process.**

**Disclaimer:** The results of this feedback form are for informational purposes only and do not constitute a vote of any kind. This feedback information will be provided to the city council and will result in a summary report available to the public. The city council may then choose to vote on putting a new station on a future ballot for a public vote of citizens. seek more information, or do nothing.





We hope that in constructing the Emergency Response Building whichever the site chosen, the City will consider the wise advice of Frank Lloyd Wright: "A building should appear to grow easily from its site and be shaped to harmonize with its surroundings if nature is manifest there."

Because, "The good building is not one that hurts the landscape, but one which makes the landscape more beautiful than it was before the building was built."

1. Are you a registered voter of Gearhart? com YES NO
2. Are you own property in Gearhart? YES NO
3. Are you in support of a new Emergency Response & Resiliency Station in Gearhart?  
YES NO
4. Taking into account emergency preparedness, proximity to respond, cost, and other pertinent info presented, **please rank in order 1-3** (1 being the best location) which concept/location you believe would *best serve* the needs of our community:

Concept A: Gearhart Park Station, rank: No ✓

Concept B: Pacific Way Station (current location), rank: #2

Concept C: High Point Station, rank: #1

5. Please provide detailed feedback on why you ranked the locations as you did and provide any other ideas or feedback you wish to help the process moving forward: #1 - We don't see that a tsunami would stop at or go around Gearhart Park. #2 The park was decided to the City to remain a park in perpetuity. Also, See Attached.

6. Regarding funding, are you supportive of a bond? YES NO


7. Regarding funding, would you like to see private donations\* to help cover costs?

YES NO

\*If Yes, please provide name and contact information for anyone who may be interested, and the City will reach out.

**Thank you for your feedback! Your opinion is very important to this process.**

**Disclaimer:** The results of this feedback form are for informational purposes only and do not constitute a vote of any kind. This feedback information will be provided to the city council and will result in a summary report available to the public. The city council may then choose to vote on putting a new station on a future ballot for a public vote of citizens. seek more information, or do nothing.



We hope that in constructing the Emergency Response Building which ever the site chosen, the City will consider the wise advice of Frank Lloyd Wright: "A building should appear to grow easily from its site and be shaped to harmonize with its surroundings if nature is manifest there." Because, "The good building is not one that hurts the landscape, but one which makes the landscape more beautiful than it was before the building was built."

1. Are you a registered voter of Gearhart?  YES  NO
2. Do you own property in Gearhart?  YES  NO
3. Are you in support of a new Emergency Response & Resiliency Building in Gearhart?  
 YES  NO
4. Taking into account emergency preparedness, proximity to respond, cost, and other pertinent info presented, **please rank in order 1-3** (1 being the best location) which concept/location you believe would *best serve* the needs of our community:

Location A: Gearhart Park Station, rank: two

Location B: Pacific Way Station (current location), rank: three

Location C: High Point Station, rank: one

5. Please provide detailed feedback on why you ranked the locations as you did and provide any other ideas or feedback you wish to help the process moving forward: \_\_\_\_\_

OVER

6. In regard to funding, are you supportive of a bond?  YES  NO
7. In regard to funding, would you like to see private donations\* to help cover costs?

YES

NO

\*If Yes, please provide name and contact information for anyone who may be interested, and the City will reach out.

**Thank you for your feedback! Your opinion is very important to this process.**

**Disclaimer:** The results of this feedback form are for informational purposes only and do not constitute a vote of any kind. This feedback information will be provided to the city council and will result in a summary report available to the public. The city council may then choose to vote on putting a new station on a future ballot for a public vote of citizens, seek more information, or do nothing.

WF YES  
4/3

Gearhart REALLY needs a new fire station.

The best way to obtain a new fire station is High Point

**one:** High Point has the height Gearhart needs

**two:** a majority of Gearhart residence, support High Point

1. Are you a registered voter of Gearhart?  YES  NO
2. Are you own property in Gearhart?  YES  NO
3. Are you in support of a new Emergency Response & Resiliency Station in Gearhart?  
 YES  NO

4. Taking into account emergency preparedness, proximity to respond, cost, and other pertinent info presented, **please rank in order 1-3** (1 being the best location) which concept/location you believe would *best serve* the needs of our community:

Concept A: Gearhart Park Station, rank: 1

~~Concept B: Pacific Way Station (current location), rank: 3~~

Concept C: High Point Station, rank: 2

5. Please provide detailed feedback on why you ranked the locations as you did and provide any other ideas or feedback you wish to help the process moving forward: \_\_\_\_\_

\_\_\_\_\_

\_\_\_\_\_

\_\_\_\_\_

6. Regarding funding, are you supportive of a bond?  YES  NO

7. Regarding funding, would you like to see private donations\* to help cover costs?

YES  NO

*\*If Yes, please provide name and contact information for anyone who may be interested, and the City will reach out.*

\_\_\_\_\_

**Thank you for your feedback! Your opinion is very important to this process.**

**Disclaimer:** The results of this feedback form are for informational purposes only and do not constitute a vote of any kind. This feedback information will be provided to the city council and will result in a summary report available to the public. The city council may then choose to vote on putting a new station on a future ballot for a public vote of citizens, seek more information, or do nothing.

WJ/KF  
4/9

With discussions noting the new fire station could also be vertical evacuation the park location is centrally located to more Gearhart residents and in a good proximity to other city services/ infrastructure. The site has LIDAR points of 50-55 feet. In my observations over the past 3 years the park is most often empty the station would most definitely be better use for the site.

1. Are you a registered voter of Gearhart?  YES NO
2. Are you own property in Gearhart?  YES NO
3. Are you in support of a new Emergency Response & Resiliency Station in Gearhart?  
 YES NO
4. Taking into account emergency preparedness, proximity to respond, cost, and other pertinent info presented, **please rank in order 1-3** (1 being the best location) which concept/location you believe would *best serve* the needs of our community:

Concept A: Gearhart Park Station, rank: DO NOT SUPPORT - WILL VOTE AGAINST

Concept B: Pacific Way Station (current location), rank: DO NOT SUPPORT - WILL VOTE AGAINST

Concept C: High Point Station, rank: 1 - WILL VOTE IN FAVOR

5. Please provide detailed feedback on why you ranked the locations as you did and provide any other ideas or feedback you wish to help the process moving forward: \_\_\_\_\_

- BUILD IN BEST (HIGHEST ELEVATION)
- INTELLIGENT & MORE AFFLUENT COMMUNITY ... WILL SUPPORT CONCEPT C
- ADD \$60K TO BOND TO IMPROVE PARK

SEE  
ATTACHED  
STATEMENT

6. Regarding funding, are you supportive of a bond?  YES NO

7. Regarding funding, would you like to see private donations\* to help cover costs?

YES NO

*\*If Yes, please provide name and contact information for anyone who may be interested, and the City will reach out.*

**Thank you for your feedback! Your opinion is very important to this process.**

**Disclaimer:** The results of this feedback form are for informational purposes only and do not constitute a vote of any kind. This feedback information will be provided to the city council and will result in a summary report available to the public. The city council may then choose to vote on putting a new station on a future ballot for a public vote of citizens, seek more information, or do nothing.

WF  
2/25



## GEARHART RESIDENT FEEDBACK COMMENTS

We believe the full-time residents and second-home owners of Gearhart real estate are intelligent and generally affluent. We believe that a clear majority recognizes the need to build a new fire station.

Application of basic common sense dictates building the new station on the highest elevation point that has been presented. While the cost of land will be higher, Gearhart and Cannon Beach are the two affluent communities in Clatsop County and a majority in Gearhart would support option C if presented properly.

Taking away the park land *has a cost*. Parks are vital quality of life elements in any community. They are valued and a large percentage of property owners will vote against this option. We register two votes against.

If the City Council and the Planning Group behind this initiative has some vision, they would add some money to the bond, say \$50,000 for example, for improvement to the park. More strategically located bench seating, tables with benches, and children's playground equipment (swings, climbing structure with slides) for the children and grandchildren of the community. We think you would get the support of those who are very strongly against the park option with this option included.

We support option C – High Point only.

Thank you for soliciting property owners/voters opinions.

EMAIL: \_\_\_\_\_

- 1. Are you a registered voter of Gearhart?  YES NO
- 2. Are you own property in Gearhart?  YES NO
- 3. Are you in support of a new Emergency Response & Resiliency Station in Gearhart?  
 YES NO

4. Taking into account emergency preparedness, proximity to respond, cost, and other pertinent info presented, **please rank in order 1-3** (1 being the best location) which concept/location you believe would *best serve* the needs of our community:

Concept A: Gearhart Park Station, rank: DO NOT SUPPORT - WILL VOTE AGAINST  
Concept B: Pacific Way Station (current location), rank: DO NOT SUPPORT - WILL VOTE AGAINST  
Concept C: High Point Station, rank: 1 - WILL VOTE IN FAVOR

5. Please provide detailed feedback on why you ranked the locations as you did and provide any other ideas or feedback you wish to help the process moving forward: \_\_\_\_\_

SEE ATTACHED STATEMENT

• BUILD IN BEST (HIGHEST ELEVATION)  
• INTELLIGENT & MORE AFFLUENT COMMUNITY ... WILL SUPPORT CONCEPT C  
• ADD \$60K TO BOND TO IMPROVE PARK

- 6. Regarding funding, are you supportive of a bond?  YES NO
- 7. Regarding funding, would you like to see private donations\* to help cover costs?  
 YES NO

\*If Yes, please provide name and contact information for anyone who may be interested, and the City will reach out.

**Thank you for your feedback! Your opinion is very important to this process.**  
**Disclaimer:** The results of this feedback form are for informational purposes only and do not constitute a vote of any kind. This feedback information will be provided to the city council and will result in a summary report available to the public. The city council may then choose to vote on putting a new station on a future ballot for a public vote of citizens, seek more information, or do nothing.

WF (initials)  
2/25

## GEARHART RESIDENT FEEDBACK COMMENTS

We believe the full-time residents and second-home owners of Gearhart real estate are intelligent and generally affluent. We believe that a clear majority recognizes the need to build a new fire station.

Application of basic common sense dictates building the new station on the highest elevation point that has been presented. While the cost of land will be higher, Gearhart and Cannon Beach are the two affluent communities in Clatsop County and a majority in Gearhart would support option C if presented properly.

Taking away the park land *has a cost*. Parks are vital quality of life elements in any community. They are valued and a large percentage of property owners will vote against this option. We register two votes against.

If the City Council and the Planning Group behind this initiative has some vision, they would add some money to the bond, say \$50,000 for example, for improvement to the park. More strategically located bench seating, tables with benches, and children's playground equipment (swings, climbing structure with slides) for the children and grandchildren of the community. We think you would get the support of those who are very strongly against the park option with this option included.

We support option C – High Point only.

Thank you for soliciting property owners/voters opinions.

1. Are you a registered voter of Gearhart? YES NO

2. Are you own property in Gearhart? YES NO

3. Are you in support of a new Emergency Response & Resiliency Station in Gearhart? YES NO # Fire Station

4. Taking into account emergency preparedness, proximity to respond, cost, and other pertinent info presented, **please rank in order 1-3** (1 being the best location) which concept/location you believe would *best serve* the needs of our community:

Concept A: Gearhart Park Station, rank: 0

Concept B: Pacific Way Station (current location), rank: #1

Concept C: High Point Station, rank: 0

5. Please provide detailed feedback on why you ranked the locations as you did and provide any other ideas or feedback you wish to help the process moving forward: \_\_\_\_\_

\* see attached

6. Regarding funding, are you supportive of a bond? YES\* NO

7. Regarding funding, would you like to see private donations\* to help cover costs? NO

*\*If Yes, please provide name and contact information for anyone who may be interested, and the City will reach out.*

**Thank you for your feedback! Your opinion is very important to this process.**  
**Disclaimer:** The results of this feedback form are for informational purposes only and do not constitute a vote of any kind. This feedback information will be provided to the city council and will result in a summary report available to the public. The city council may then choose to vote on putting a new station on a future ballot for a public vote of citizens, seek more information, or do nothing.

VF 4/24  
VF

\* #5

~~we~~ believe that the size of the proposed station and the cost related to the size needs to be revisited. It is our opinion that approximately 13,000 square feet is too large <sup>and costly</sup> of a footprint to sufficiently house the two most important community needs — a fire control and medical emergency station.

The City Council has made it clear that they embrace a "resiliency" portion (due to possible tsunami) of this project. We do not share (at this time) this addition. This is our reason behind reducing the footprint and choosing a less expensive location (not determined by height) prior to presenting a Bond Measure to the voters.

1. ~~Are you a registered voter of Gearhart?~~ we YES NO
2. ~~Are you own property in Gearhart?~~ Do we YES NO
3. Are you in support of a new Emergency Response & ~~Resiliency Station~~ Fire Station in Gearhart?  
 YES NO
4. Taking into account emergency preparedness, proximity to respond, cost, and other pertinent info presented, **please rank in order 1-3** (1 being the best location) which concept/location you believe would *best serve* the needs of our community:

Concept A: Gearhart Park Station, rank: 0

Concept B: Pacific Way Station (current location), rank: #1

Concept C: High Point Station, rank: 0

5. Please provide detailed feedback on why you ranked the locations as you did and provide any other ideas or feedback you wish to help the process moving forward: \_\_\_\_\_

\* see attached

6. Regarding funding, are you supportive of a bond?  YES  NO  
\* only for concept B
7. Regarding funding, would you like to see private donations\* to help cover costs?  
 YES  NO

\*If Yes, please provide name and contact information for anyone who may be interested, and the City will reach out.

**Thank you for your feedback! Your opinion is very important to this process.**

**Disclaimer:** The results of this feedback form are for informational purposes only and do not constitute a vote of any kind. This feedback information will be provided to the city council and will result in a summary report available to the public. The city council may then choose to vote on putting a new station on a future ballot for a public vote of citizens, seek more information, or do nothing.

WV 4/24  
 YES

\* #5

~~we~~ believe that the size of the proposed station and the cost related to the size needs to be revisited. It is our opinion that approximately 13,000 square feet is too large <sup>and costly</sup> of a footprint to sufficiently house the two most important community needs — a fire control and medical emergency station.

The City Council has made it clear that they embrace a "resiliency" portion (due to possible Tsunami) of this project. We do not share (at this time) this addition. This is our reason behind reducing the footprint and choosing a less expensive location (not determined by height) prior to presenting a Bond Measure to the voters.

1. Are you a registered voter of Gearhart?  YES  NO
2. Are you own property in Gearhart?  YES  NO
3. Are you in support of a new Emergency Response & Resiliency Station in Gearhart?  
 YES  NO
4. Taking into account emergency preparedness, proximity to respond, cost, and other pertinent info presented, **please rank in order 1-3** (1 being the best location) which concept/location you believe would *best serve* the needs of our community:

Concept A: Gearhart Park Station, rank: 2

Concept B: Pacific Way Station (current location), rank: 0

Concept C: High Point Station, rank: 1

5. Please provide detailed feedback on why you ranked the locations as you did and provide any other ideas or feedback you wish to help the process moving forward. \_\_\_\_\_

\_\_\_\_\_ (letter w/)

\_\_\_\_\_

\_\_\_\_\_

6. Regarding funding, are you supportive of a bond?
7. Regarding funding, would you like to see private donations\* to help?  YES  NO

\*If Yes, please provide name and contact information, may be interested, and the City will reach out.

**Thank you for your feedback! Your opinion is very important to this process.**

**Disclaimer:** The results of this feedback form are for informational purposes only and do not constitute a vote of any kind. This feedback information will be provided to the city council and will result in a summary report available to the public. The city council may then choose to vote on putting a new station on a future ballot for a public vote of citizens, seek more information, or do nothing.

WF (K) 3/21



March 20, 2019

Regarding a new fire station for Gearhart:

Of the 3 proposed concepts, the High Point location is clearly the best for resiliency and accessibility to the local population. The current location is absolutely a non-starter and even considering it is sheer folly. We would never support a bond that lists the current location as the rebuild site.

The Gearhart Park location would work well, but given what we know about tsunami inundation, High Point is still the best spot.

We are at a critical point now and have more than enough good information to select a site that works the best for our needs and to move forward with a bond measure. Not dealing with it at this time, or kicking the problem of an obsolete fire station down the road, does not make this problem go away. It only exacerbates it. The longer we wait the more difficult the process will be, the more costly it will be, and the more we keep our community at an unnecessary exposed risk. What can the city or local citizens do to help encourage large donations by benefactors to offset the bond? This would be extremely helpful.

Let's get this bond passed and put our energies into getting this new fire station/public safety building built and ready to serve our community. We need a new fire station now. It is long overdue. Let's work together to do all that we can to make this happen, and preferably at High Point. We can make this happen and then work toward doing everything we can to be as resilient as possible whatever event or disaster may come our way. We have the opportunity to serve our community well and to save lives. This is all about saving lives and safeguarding our community.

1. Are you a registered voter of Gearhart?  YES  NO
2. Are you own property in Gearhart?  YES  NO
3. Are you in support of a new Emergency Response & Resiliency Station in Gearhart?  
 YES  NO

4. Taking into account emergency preparedness, proximity to respond, cost, and other pertinent info presented, **please rank in order 1-3** (1 being the best location) which concept/location you believe would *best serve* the needs of our community:

Concept A: Gearhart Park Station, rank: 2

Concept B: Pacific Way Station (current location), rank: ~~1~~

Concept C: High Point Station, rank: 1

5. Please provide detailed feedback on why you ranked the locations as you did and provide any other ideas or feedback you wish to help the process moving forward: \_\_\_\_\_

\_\_\_\_\_

\_\_\_\_\_

\_\_\_\_\_

6. Regarding funding, are you supportive of a bond?  YES  NO

7. Regarding funding, would you like to see private donations\* to help cover costs?

YES  NO

*\*If Yes, please provide name and contact information for anyone who may be interested, and the City will reach out.*

\_\_\_\_\_

**Thank you for your feedback! Your opinion is very important to this process.**

**Disclaimer:** The results of this feedback form are for informational purposes only and do not constitute a vote of any kind. This feedback information will be provided to the city council and will result in a summary report available to the public. The city council may then choose to vote on putting a new station on a future ballot for a public vote of citizens, seek more information, or do nothing.

WJ  
 3/21

March 20, 2019

Regarding a new fire station for Gearhart:

Of the 3 proposed concepts, the High Point location is clearly the best for resiliency and accessibility to the local population. The current location is absolutely a non-starter and even considering it is sheer folly. We would never support a bond that lists the current location as the rebuild site.

The Gearhart Park location would work well, but given what we know about tsunami inundation, High Point is still the best spot.

We are at a critical point now and have more than enough good information to select a site that works the best for our needs and to move forward with a bond measure. Not dealing with it at this time, or kicking the problem of an obsolete fire station down the road, does not make this problem go away. It only exacerbates it. The longer we wait the more difficult the process will be, the more costly it will be, and the more we keep our community at an unnecessary exposed risk. What can the city or local citizens do to help encourage large donations by benefactors to offset the bond? This would be extremely helpful.

Let's get this bond passed and put our energies into getting this new fire station/public safety building built and ready to serve our community. We need a new fire station now. It is long overdue. Let's work together to do all that we can to make this happen, and preferably at High Point. We can make this happen and then work toward doing everything we can to be as resilient as possible whatever event or disaster may come our way. We have the opportunity to serve our community well and to save lives. This is all about saving lives and safeguarding our community.

1. Are you a registered voter of Gearhart?  YES  NO
2. Do you own property in Gearhart?  YES  NO
3. Are you in support of a new Emergency Response & Resiliency Building in Gearhart?  
 YES  NO
4. Taking into account emergency preparedness, proximity to respond, cost, and other pertinent info presented, **please rank in order 1-3** (1 being the best location) which concept/location you believe would *best serve* the needs of our community:

Location A: Gearhart Park Station, rank: 3

Location B: Pacific Way Station (current location), rank: 2

Location C: High Point Station, rank: 1

5. Please provide detailed feedback on why you ranked the locations as you did and provide any other ideas or feedback you wish to help the process moving forward: \_\_\_\_\_  
Please see attached.  
 \_\_\_\_\_  
 \_\_\_\_\_

6. In regard to funding, are you supportive of a bond?  YES  NO
7. In regard to funding, would you like to see private donations\* to help cover costs?  
 YES  NO *\*If Yes, please provide name and contact information for anyone who may be interested, and the City will reach out.*

**Thank you for your feedback! Your opinion is very important to this process.**

**Disclaimer:** The results of this feedback form are for informational purposes only and do not constitute a vote of any kind. This feedback information will be provided to the city council and will result in a summary report available to the public. The city council may then choose to vote on putting a new station on a future ballot for a public vote of citizens, seek more information, or do nothing.

WFO  
 (initials)

Dear City of Gearhart

In response to the Gearhart Resident Feedback Form for a new Emergency Response & Resiliency Building, I would like to thank all those who have been working diligently to provide Gearhart residents with information regarding a new fire station. You have spent many hours of your personal time working to put forth something to offer the people of Gearhart. I appreciate your efforts.

At the same time, I apologize for taking so long to fill out my survey. While this is in no way a personal comment, I, as an individual have struggled with the format of the survey. I am doing my best to work within the parameters of its contents, particularly #5 which states please provide detailed feedback. Not only is there no room in which to provide feedback within the survey boundaries; there is also no room on the back. Additionally, I understand the need to have a link between opinions and those who own property, but there are people who have not filled out the survey because they wished to remain anonymous. Perhaps, in the future, a secrecy ballot might be considered.

I strongly believe a survey should have been sent out before any kind of planning began. There may be worthwhile ideas that have not even been considered or explored at this point. As you know, Gearhart is known for controversial situations and some of this may have been avoided by asking for opinions in writing initially. It seems, in this case, the "cart came before the horse." Controversy was created because of the site of the Gearhart Park Station. Money has been spent that may have been used otherwise. Alternative locations were mentioned at town hall meetings but were never taken seriously.

As the city moves forward, I believe it is important to give the community an opportunity to be involved in the type of station they would like to have. After all, they are the ones who will be paying for it. Let the city explore what people envision and what they can afford. Ultimately, if a bond goes forward, the goal of the city is the passing of the bond. The fact is voters will not support a bond if they do not like the location or if they feel the monetary cost is too great.

Thank you again for your time.

1. Are you a registered voter of Gearhart?  YES  NO

2. Are you own property in Gearhart?  YES  NO

3. Are you in support of a new Emergency Response & Resiliency Station in Gearhart?  
YES  NO  not at any of these locations.  
Elsewhere, YES

4. Taking into account emergency preparedness, proximity to respond, cost, and other pertinent info presented, **please rank in order 1-3** (1 being the best location) which concept/location you believe would *best serve* the needs of our community:

Concept A: Gearhart Park Station, rank: 3

Concept B: Pacific Way Station (current location), rank: 1

Concept C: High Point Station, rank: 2

5. Please provide detailed feedback on why you ranked the locations as you did and provide any other ideas or feedback you wish to help the process moving forward: \_\_\_\_\_

please turn over - thanks!

6. Regarding funding, are you supportive of a bond? YES  NO

7. Regarding funding, would you like to see private donations\* to help cover costs?  
YES  NO   
\*If Yes, please provide name and contact information for anyone who may be interested, and the City will reach out.

**Thank you for your feedback! Your opinion is very important to this process.**  
**Disclaimer:** The results of this feedback form are for informational purposes only and do not constitute a vote of any kind. This feedback information will be provided to the city council and will result in a summary report available to the public. The city council may then choose to vote on putting a new station on a future ballot for a public vote of citizens, seek more information, or do nothing.

W/ric  
11/26

8.

If the big one hits, emergency personnel will prioritize their homes and families - many live east of 101. This suggests a new station should be sited closest to the majority of permanent residents, i.e., **not** N. Marion or Ocean Aves. If the existing fire station is inaccessible, High Point and Park sites will likely be, too - they may essentially be on an island.

A place east of 101 - for example, up Salminen Rd by the water tower - seems like the type of site we should be looking at: closer to the majority of full time residents, and with potential access to Lewis & Clark Rd, considering the possibility 101 is blocked.

1. Are you a registered voter of Gearhart?  YES NO
2. Are you own property in Gearhart?  YES NO
3. ~~Are you~~ in support of a new Emergency Response & Resiliency Station in Gearhart?  
 YES NO

4. Taking into account emergency preparedness, proximity to respond, cost, and other pertinent info presented, **please rank in order 1-3** (1 being the best location) which concept/location you believe would *best serve* the needs of our community:

Concept A: Gearhart Park Station, rank: NO

Concept B: Pacific Way Station (current location), rank: 1/2

Concept C: High Point Station, rank: 1/2

*put #1 since same rank #2*  
 Tied!

5. Please provide detailed feedback on why you ranked the locations as you did and provide any other ideas or feedback you wish to help the process moving forward:

I don't want the park location, at all! I have mixed feelings about both locations. For High Point - the cost of land and what do the neighboring homes think of this ->

6. Regarding funding, are you supportive of a bond?  YES NO

7. Regarding funding, would you like to see private donations\* to help cover costs?

YES NO

\*If Yes, please provide name and contact information for anyone who may be interested, and the City will reach out.

**Thank you for your feedback! Your opinion is very important to this process.**

**Disclaimer:** The results of this feedback form are for informational purposes only and do not constitute a vote of any kind. This feedback information will be provided to the city council and will result in a summary report available to the public. The city council may then choose to vote on putting a new station on a future ballot for a public vote of citizens, seek more information, or do nothing.

WF 100  
4/17



I hope they have been in contact. I would not like this location to be chosen and then have a dispute. Have they let their feelings be known?

The current location is not ideal, I get that! But, enough land that is already owned. Having equipment high & dry makes sense. But, not knowing when this event could happen 1st responders will have a hard time getting to any location, it seems.

As far as the voting goes — what about home owners that are out of the city limits but in the Gearhart Fire District? Do they pay through Property Taxes to the district? If so, they should get to vote, I think.

1. Are you a registered voter of Gearhart? YES  NO

2. Are you own property in Gearhart? YES  NO

3. Are you in support of a new Emergency Response & Resiliency Station in Gearhart?  
YES  NO

4. Taking into account emergency preparedness, proximity to respond, cost, and other pertinent info presented, **please rank in order 1-3** (1 being the best location) which concept/location you believe would *best serve* the needs of our community:

*IF I SUPPORTED I WOULD RANK*  
Concept A: Gearhart Park Station, rank: 2

Concept B: Pacific Way Station (current location), rank: 1

Concept C: High Point Station, rank: 3

5. Please provide detailed feedback on why you ranked the locations as you did and provide any other ideas or feedback you wish to help the process moving forward: \_\_\_\_\_

*EXPENSE. YOU COULD POSSIBLY RAISE THE CURRENT FIRE STATION TO DESIRED ELEVATION EVEN IF YOU HAD TO TEAR IT DOWN & REBUILD IT WOULD COST LESS. ALSO, YOU HAVE A STATE OF THE ART NEW WATER PLANT AT THE SAME ELEVATION.*

6. Regarding funding, are you supportive of a bond? YES  NO

7. Regarding funding, would you like to see private donations\* to help cover costs?

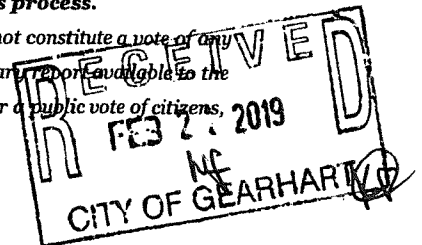
YES  NO

\*If Yes, please provide name and contact information for anyone who may be interested, and the City will reach out.

*YOU COULD TRY, BUT I DON'T KNOW WHO WOULD DONATE.*

**Thank you for your feedback! Your opinion is very important to this process.**

**Disclaimer:** The results of this feedback form are for informational purposes only and do not constitute a vote of any kind. This feedback information will be provided to the city council and will result in a summary report available to the public. The city council may then choose to vote on putting a new station on a future ballot for a public vote of citizens, seek more information, or do nothing.



1. Are you a registered voter of Gearhart? YES  NO

2. Are you own property in Gearhart? YES  NO

3. Are you in support of a new Emergency Response & Resiliency Station in Gearhart?  
YES  NO

4. Taking into account emergency preparedness, proximity to respond, cost, and other pertinent info presented, **please rank in order 1-3** (1 being the best location) which concept/location you believe would *best serve* the needs of our community:

*IF I SUPPORTED I WOULD RANK*  
Concept A: Gearhart Park Station, rank: 2

Concept B: Pacific Way Station (current location), rank: 1

Concept C: High Point Station, rank: 3

5. Please provide detailed feedback on why you ranked the locations as you did and provide any other ideas or feedback you wish to help the process moving forward: \_\_\_\_\_

*EXPENSE. YOU COULD POSSIBLY RAISE THE CURRENT FIRE STATION TO DESIRED ELEVATION EVEN IF YOU HAD TO TEAR IT DOWN & REBUILD IT WOULD COST LESS. ALSO, YOU HAVE A STATE OF THE ART NEW WATER PLANT AT THE SAME ELEVATION.*

6. Regarding funding, are you supportive of a bond? YES  NO


7. Regarding funding, would you like to see private donations\* to help cover costs? YES  NO

\*If Yes, please provide name and contact information for anyone who may be interested, and the City will reach out.

*YOU COULD TRY, BUT I DON'T KNOW WHO WOULD DONATE.*

**Thank you for your feedback! Your opinion is very important to this process.**

**Disclaimer:** The results of this feedback form are for informational purposes only and do not constitute a vote of any kind. This feedback information will be provided to the city council and will result in a summary report available to the public. The city council may then choose to vote on putting a new station on a future ballot for a public vote of citizens, seek more information, or do nothing.



EMAIL: \_\_\_\_\_ BEST PHONE# \_\_\_\_\_

1. Are you a registered voter of Gearhart? YES  NO
2. Are you own property in Gearhart? YES  NO *Unincorporated Clatsop Co.*

3. Are you in support of a new Emergency Response & Resiliency Station in Gearhart?  
YES  NO
4. Taking into account emergency preparedness, proximity to respond, cost, and other pertinent info presented, **please rank in order 1-3** (1 being the best location) which concept/location you believe would *best serve* the needs of our community:

Concept A: Gearhart Park Station, rank: \_\_\_\_\_

Concept B: Pacific Way Station (current location), rank: 1

Concept C: High Point Station, rank: \_\_\_\_\_

5. Please provide detailed feedback on why you ranked the locations as you did and provide any other ideas or feedback you wish to help the process moving forward: \_\_\_\_\_
- We put and upgrade to the present site is more economically feasible and practicable.*

6. Regarding funding, are you supportive of a bond? YES  NO
7. Regarding funding, would you like to see private donations\* to help cover costs?  
YES  NO
- \*If Yes, please provide name and contact information for anyone who may be interested, and the City will reach out.

**Thank you for your feedback! Your opinion is very important to this process.**

**Disclaimer:** The results of this feedback form are for informational purposes only and do not constitute a vote of any kind. This feedback information will be provided to the city council and will result in a summary report available to the public. The city council may then choose to vote on putting a new station on a future ballot for a public vote of citizens, seek more information, or do nothing.

*WF KEO  
2/25*

EMAIL: \_\_\_\_\_ BEST PHONE# \_\_\_\_\_

1. Are you a registered voter of Gearhart? YES  NO
2. Are you own property in Gearhart? YES  NO *Unincorporated Clatsop Co.*
3. Are you in support of a new Emergency Response & Resiliency Station in Gearhart?  
YES  NO
4. Taking into account emergency preparedness, proximity to respond, cost, and other pertinent info presented, **please rank in order 1-3** (1 being the best location) which concept/location you believe would *best serve* the needs of our community:

Concept A: Gearhart Park Station, rank: \_\_\_\_\_

Concept B: Pacific Way Station (current location), rank: 1

Concept C: High Point Station, rank: \_\_\_\_\_

5. Please provide detailed feedback on why you ranked the locations as you did and provide any other ideas or feedback you wish to help the process moving forward: \_\_\_\_\_

*We feel and upgrade to the present site is more economically feasible and practicable.*

6. Regarding funding, are you supportive of a bond? YES  NO
7. Regarding funding, would you like to see private donations\* to help cover costs?  
YES  NO

\*If Yes, please provide name and contact information for anyone who may be interested, and the City will reach out.

**Thank you for your feedback! Your opinion is very important to this process.**

**Disclaimer:** The results of this feedback form are for informational purposes only and do not constitute a vote of any kind. This feedback information will be provided to the city council and will result in a summary report available to the public. The city council may then choose to vote on putting a new station on a future ballot for a public vote of citizens, seek more information, or do nothing.

*WF KEO  
2/20*

- 1. Are you a registered voter of Gearhart? YES  NO
- 2. Are you own property in Gearhart? YES  NO *we are outside Gearhart in the palisades to the north and in the fire district*
- 3. Are you in support of a new Emergency Response & Resiliency Station in Gearhart?  
 YES      NO

4. Taking into account emergency preparedness, proximity to respond, cost, and other pertinent info presented, **please rank in order 1-3** (1 being the best location) which concept/location you believe would *best serve* the needs of our community:

Concept A: Gearhart Park Station, rank: 3

Concept B: Pacific Way Station (current location), rank: 1

Concept C: High Point Station, rank: 2

5. Please provide detailed feedback on why you ranked the locations as you did and provide any other ideas or feedback you wish to help the process moving forward: *by using the all ready available property and building, using the N.E. corner of the city center intersection, and upgrading the building with an addition would be the best financial drain on the community -*

- 6. Regarding funding, are you supportive of a bond? YES NO  
*we do not have a vote in Gearhart, but repayment would be with the fire district residents*
- 7. Regarding funding, would you like to see private donations\* to help cover costs?  
 YES and  NO

\*If Yes, please provide name and contact information for anyone who may be interested, and the City will reach out.

*Maybe some type of fund raiser looking for community financial help could be developed - I realize this might be tough*

**Thank you for your feedback! Your opinion is very important to this process.**

**Disclaimer:** The results of this feedback form are for informational purposes only and do not constitute a vote of any kind. This feedback information will be provided to the city council and will result in a summary report available to the public. The city council may then choose to vote on putting a new station on a future ballot for a public vote of citizens, seek more information, or do nothing.

**PAYD**  
 2/20 WF

- 1. Are you a registered voter of Gearhart? YES  NO
- 2. Are you own property in Gearhart? YES  NO *we are outside Gearhart in the palisades to the north and in the fire district*
- 3. Are you in support of a new Emergency Response & Resiliency Station in Gearhart?  
 YES  NO

4. Taking into account emergency preparedness, proximity to respond, cost, and other pertinent info presented, **please rank in order 1-3** (1 being the best location) which concept/location you believe would *best serve* the needs of our community:

Concept A: Gearhart Park Station, rank: 3

Concept B: Pacific Way Station (current location), rank: 1

Concept C: High Point Station, rank: 2

5. Please provide detailed feedback on why you ranked the locations as you did and provide any other ideas or feedback you wish to help the process moving forward: *by using the all ready available property, and building, using the N.E. corner of the city center intersection, and upgrading the building with an addition would be the best financial drain on the community -*

- 6. Regarding funding, are you supportive of a bond? YES  NO   
*we do not have a vote in Gearhart, but repayment would be with the fire district residents*
- 7. Regarding funding, would you like to see private donations\* to help cover costs?  
 YES  NO  
\*If Yes, please provide name and contact information for anyone who may be interested, and the City will reach out.  
*maybe some type of fund raiser looking for community financial help could be developed - I realize this might be tough*

**Thank you for your feedback! Your opinion is very important to this process.**

**Disclaimer:** The results of this feedback form are for informational purposes only and do not constitute a vote of any kind. This feedback information will be provided to the city council and will result in a summary report available to the public. The city council may then choose to vote on putting a new station on a future ballot for a public vote of citizens, seek more information, or do nothing.

**PAID**  
 2/20 WF

1. Are you a registered voter of Gearhart? YES  NO  *N/A*
2. Are you own property in Gearhart?  YES  NO
3. Are you in support of a new Emergency Response & Resiliency Station in Gearhart?  
 YES  NO  *BUT NOT WITHIN CITY LIMITS*
4. Taking into account emergency preparedness, proximity to respond, cost, and other pertinent info presented, **please rank in order 1-3** (1 being the best location) which concept/location you believe would *best serve* the needs of our community:

Concept A: Gearhart Park Station, rank: \_\_\_\_\_

Concept B: Pacific Way Station (current location), rank: 1

Concept C: High Point Station, rank: \_\_\_\_\_

5. Please provide detailed feedback on why you ranked the locations as you did and provide any other ideas or feedback you wish to help the process moving forward: \_\_\_\_\_

WE CANT UNDERSTAND WHY THE "DOWNTOWN"  
FIRE HALL SHOULD BE MOVED, UNLESS  
ITS IN RESPONSE TO TSUNAMI FEARS

6. Regarding funding, are you supportive of a bond? YES  NO
7. Regarding funding, would you like to see private donations\* to help cover costs?  
 YES  NO  *N/A*

\*If Yes, please provide name and contact information for anyone who may be interested, and the City will reach out.

**Thank you for your feedback! Your opinion is very important to this process.**

**Disclaimer:** The results of this feedback form are for informational purposes only and do not constitute a vote of any kind. This feedback information will be provided to the city council and will result in a summary report available to the public. The city council may then choose to vote on putting a new station on a future ballot for a public vote of citizens, seek more information, or do nothing.

*NF (K)*  
*1/12/19*



EMAIL: \_\_\_\_\_ BEST PHONE# 508 1001-20

1. Are you a registered voter of Gearhart? YES  NO  *Ma*
2. Are you own property in Gearhart?  YES  NO  
*BUT NOT WITHIN CITY LIMITS*
3. Are you in support of a new Emergency Response & Resiliency Station in Gearhart?  
YES  NO
4. Taking into account emergency preparedness, proximity to respond, cost, and other pertinent info presented, **please rank in order 1-3** (1 being the best location) which concept/location you believe would *best serve* the needs of our community:

Concept A: Gearhart Park Station, rank: \_\_\_\_\_

Concept B: Pacific Way Station (current location), rank: 1

Concept C: High Point Station, rank: \_\_\_\_\_

5. Please provide detailed feedback on why you ranked the locations as you did and provide any other ideas or feedback you wish to help the process moving forward: \_\_\_\_\_

WE CANT UNDERSTAND WHY THE "DOWNTOWN"  
FIRE HALL SHOULD BE MOVED, UNLESS  
ITS IN RESPONSE TO TSUNAMI FEARS

6. Regarding funding, are you supportive of a bond? YES  NO
7. Regarding funding, would you like to see private donations\* to help cover costs?  
YES  NO

*\*If Yes, please provide name and contact information for anyone who may be interested, and the City will reach out.*

*N/A*

**Thank you for your feedback! Your opinion is very important to this process.**

**Disclaimer:** The results of this feedback form are for informational purposes only and do not constitute a vote of any kind. This feedback information will be provided to the city council and will result in a summary report available to the public. The city council may then choose to vote on putting a new station on a future ballot for a public vote of citizens, seek more information, or do nothing.

*NF (10)*  
*1/12/19*

- 1. Are you a registered voter of Gearhart?      YES       NO
- 2. Are you own property in Gearhart?      YES       NO
- 3. Are you in support of a new Emergency Response & Resiliency Station in Gearhart?  
 YES      NO
- 4. Taking into account emergency preparedness, proximity to respond, cost, and other pertinent info presented, **please rank in order 1-3** (1 being the best location) which concept/location you believe would *best serve* the needs of our community:
  - Concept A: Gearhart Park Station, rank: 2
  - Concept B: Pacific Way Station (current location), rank: 3
  - Concept C: High Point Station, rank: 1

5. Please provide detailed feedback on why you ranked the locations as you did and provide any other ideas or feedback you wish to help the process moving forward: \_\_\_\_\_

\_\_\_\_\_

\_\_\_\_\_

- 6. Regarding funding, are you supportive of a bond?       YES      NO
  - 7. Regarding funding, would you like to see private donations\* to help cover costs?  
 YES      NO      \*If Yes, please provide name and contact information for anyone who may be interested, and the City will reach out.
- \_\_\_\_\_

**Thank you for your feedback! Your opinion is very important to this process.**

**Disclaimer:** The results of this feedback form are for informational purposes only and do not constitute a vote of any kind. This feedback information will be provided to the city council and will result in a summary report available to the public. The city council may then choose to vote on putting a new station on a future ballot for a public vote of citizens, seek more information, or do nothing.

WF (10)  
3/5

- 
1. Are you a registered voter of Gearhart? YES  NO
2. Are you own property in Gearhart? YES  NO
3. Are you in support of a new Emergency Response & Resiliency Station in Gearhart?  
 YES  NO

4. Taking into account emergency preparedness, proximity to respond, cost, and other pertinent info presented, **please rank in order 1-3** (1 being the best location) which concept/location you believe would *best serve* the needs of our community:

Concept A: Gearhart Park Station, rank: 2

Concept B: Pacific Way Station (current location), rank: 3

Concept C: High Point Station, rank: 1

5. Please provide detailed feedback on why you ranked the locations as you did and provide any other ideas or feedback you wish to help the process moving forward: \_\_\_\_\_

6. Regarding funding, are you supportive of a bond?  YES  NO

7. Regarding funding, would you like to see private donations\* to help cover costs?

YES  NO

*\*If Yes, please provide name and contact information for anyone who may be interested, and the City will reach out.*

**Thank you for your feedback! Your opinion is very important to this process.**

**Disclaimer:** The results of this feedback form are for informational purposes only and do not constitute a vote of any kind. This feedback information will be provided to the city council and will result in a summary report available to the public. The city council may then choose to vote on putting a new station on a future ballot for a public vote of citizens, seek more information, or do nothing.

WF 10  
3/5

1. Are you a registered voter of Gearhart? YES  NO
2. Are you own property in Gearhart? YES  NO  *n/a*
3. Are you in support of a new Emergency Response & Resiliency Station in Gearhart?  
YES  NO

4. Taking into account emergency preparedness, proximity to respond, cost, and other pertinent info presented, **please rank in order 1-3** (1 being the best location) which concept/location you believe would *best serve* the needs of our community:

Concept A: Gearhart Park Station, rank: NOT APPROPRIATE - LEAVE PARK AS IS.

Concept B: Pacific Way Station (current location), rank: 1

Concept C: High Point Station, rank: 2

5. Please provide detailed feedback on why you ranked the locations as you did and provide any other ideas or feedback you wish to help the process moving forward: PAVILION SHELTER VERTICAL EVACUATION DESIGN COULD BE IMPLEMENTED ON TOP OF EXISTING STATION LOCATION AS DONE AT OCOSTA ELEMENTARY SCHOOL IN WESTPORT, WA. TCF ARCHITECTURE OF TACOMA WA WAS THE DESIGN FIRM.
6. Regarding funding, are you supportive of a bond? YES  NO
7. Regarding funding, would you like to see private donations\* to help cover costs?  
YES  NO

\*If Yes, please provide name and contact information for anyone who may be interested, and the City will reach out.

**Thank you for your feedback! Your opinion is very important to this process.**

**Disclaimer:** The results of this feedback form are for informational purposes only and do not constitute a vote of any kind. This feedback information will be provided to the city council and will result in a summary report available to the public. The city council may then choose to vote on putting a new station on a future ballot for a public vote of citizens, seek more information, or do nothing.

*WLF*  
*3/1*

1. Are you a registered voter of Gearhart? YES  NO
2. Are you own property in Gearhart?  YES NO
3. Are you in support of a new Emergency Response & Resiliency Station in Gearhart?  YES NO

4. Taking into account emergency preparedness, proximity to respond, cost, and other pertinent info presented, **please rank in order 1-3** (1 being the best location) which concept/location you believe would *best serve* the needs of our community:

Concept A: Gearhart Park Station, rank: 2

Concept B: Pacific Way Station (current location), rank: 1

Concept C: High Point Station, rank: 3

5. Please provide detailed feedback on why you ranked the locations as you did and provide any other ideas or feedback you wish to help the process moving forward: \_\_\_\_\_

Location

6. Regarding funding, are you supportive of a bond? YES  NO
7. Regarding funding, would you like to see private donations\* to help cover costs?  YES NO

\*If Yes, please provide name and contact information for anyone who may be interested, and the City will reach out.

**Thank you for your feedback! Your opinion is very important to this process.**

**Disclaimer:** The results of this feedback form are for informational purposes only and do not constitute a vote of any kind. This feedback information will be provided to the city council and will result in a summary report available to the public. The city council may then choose to vote on putting a new station on a future ballot for a public vote of citizens, seek more information, or do nothing.

WF  
KR  
31

1. Are you a registered voter of Gearhart? YES  NO
2. Are you own property in Gearhart? YES  NO  *W/N*
3. Are you in support of a new Emergency Response & Resiliency Station in Gearhart? YES  NO

4. Taking into account emergency preparedness, proximity to respond, cost, and other pertinent info presented, **please rank in order 1-3** (1 being the best location) which concept/location you believe would *best serve* the needs of our community:

Concept A: Gearhart Park Station, rank: 2

Concept B: Pacific Way Station (current location), rank: 3

Concept C: High Point Station, rank: (1)

*WE THINK ~~(X)~~  
DEL RAY WOULD  
BE A BETTER  
2ND OPTION*

5. Please provide detailed feedback on why you ranked the locations as you did and provide any other ideas or feedback you wish to help the process moving forward:

ELEVATION - DENSITY OF POPULATION  
RESPONSE TIME

6. Regarding funding, are you supportive of a bond? YES  NO
7. Regarding funding, would you like to see private donations\* to help cover costs? YES  NO

*\*If Yes, please provide name and contact information for anyone who may be interested, and the City will reach out.*

**Thank you for your feedback! Your opinion is very important to this process.**

**Disclaimer:** The results of this feedback form are for informational purposes only and do not constitute a vote of any kind. This feedback information will be provided to the city council and will result in a summary report available to the public. The city council may then choose to vote on putting a new station on a future ballot for a public vote of citizens, seek more information, or do nothing.

*WF 3/1*

1. Are you a registered voter of Gearhart? YES  NO
2. Do you own property in Gearhart? YES  NO
3. Are you in support of a new Emergency Response & Resiliency Building in Gearhart? YES  NO
4. Taking into account emergency preparedness, proximity to respond, cost, and other pertinent info presented, **please rank in order 1-3** (1 being the best location) which concept/location you believe would *best serve* the needs of our community:

Location A: Gearhart Park Station, rank: 2

Location B: Pacific Way Station (current location), rank: 3

Location C: High Point Station, rank: 1

5. Please provide detailed feedback on why you ranked the locations as you did and provide any other ideas or feedback you wish to help the process moving forward: \_\_\_\_\_

Higher elevation

6. In regard to funding, are you supportive of a bond? YES  NO
7. In regard to funding, would you like to see private donations\* to help cover costs? YES  NO
- \*If Yes, please provide name and contact information for anyone who may be interested, and the City will reach out.*

**Thank you for your feedback! Your opinion is very important to this process.**

**Disclaimer:** The results of this feedback form are for informational purposes only and do not constitute a vote of any kind. This feedback information will be provided to the city council and will result in a summary report available to the public. The city council may then choose to vote on putting a new station on a future ballot for a public vote of citizens, seek more information, or do nothing.

MS/KC  
4/11

1. Are you a registered voter of Gearhart? YES  NO
2. Do you own property in Gearhart? YES  NO
3. Are you in support of a new Emergency Response & Resiliency Building in Gearhart? YES  NO

4. Taking into account emergency preparedness, proximity to respond, cost, and other pertinent info presented, **please rank in order 1-3** (1 being the best location) which concept/location you believe would *best serve* the needs of our community:

Location A: Gearhart Park Station, rank: 2

Location B: Pacific Way Station (current location), rank: 3

Location C: High Point Station, rank: 1

5. Please provide detailed feedback on why you ranked the locations as you did and provide any other ideas or feedback you wish to help the process moving forward: \_\_\_\_\_

Higher elevation

6. In regard to funding, are you supportive of a bond? YES  NO

7. In regard to funding, would you like to see private donations\* to help cover costs?

YES

NO

\*If Yes, please provide name and contact information for anyone who may be interested, and the City will reach out.

**Thank you for your feedback! Your opinion is very important to this process.**

**Disclaimer:** The results of this feedback form are for informational purposes only and do not constitute a vote of any kind. This feedback information will be provided to the city council and will result in a summary report available to the public. The city council may then choose to vote on putting a new station on a future ballot for a public vote of citizens, seek more information, or do nothing.

MS/KC  
4/1



1. Are you a registered voter of Gearhart? YES  NO
2. Do you own property in Gearhart? YES  NO  *ma*
3. Are you in support of a new Emergency Response & Resiliency Building in Gearhart? YES  NO

4. Taking into account emergency preparedness, proximity to respond, cost, and other pertinent info presented, **please rank in order 1-3** (1 being the best location) which concept/location you believe would *best serve* the needs of our community:

Location A: Gearhart Park Station, rank: 3

Location B: Pacific Way Station (current location), rank: 2

Location C: High Point Station, rank: 1

5. Please provide detailed feedback on why you ranked the locations as you did and provide any other ideas or feedback you wish to help the process moving forward: \_\_\_\_\_

High Point station - attractive site due to fact it most likely wouldn't be flooded by any size event - after all if there is such an event, need to have emergency response capability

6. In regard to funding, are you supportive of a bond? YES  NO

7. In regard to funding, would you like to see private donations\* to help cover costs?

YES  NO

*\*If Yes, please provide name and contact information for anyone who may be interested, and the City will reach out.*

However not sure how one goes about this

**Thank you for your feedback! Your opinion is very important to this process.**

**Disclaimer:** The results of this feedback form are for informational purposes only and do not constitute a vote of any kind. This feedback information will be provided to the city council and will result in a summary report available to the public. The city council may then choose to vote on putting a new station on a future ballot for a public vote of citizens, seek more information, or do nothing.

*WFF*

- 1. Are you a registered voter of Gearhart? YES  NO
- 2. Do you own property in Gearhart? YES  NO  *na*
- 3. Are you in support of a new Emergency Response & Resiliency Building in Gearhart? YES  NO

4. Taking into account emergency preparedness, proximity to respond, cost, and other pertinent info presented, **please rank in order 1-3** (1 being the best location) which concept/location you believe would *best serve* the needs of our community:

Location A: Gearhart Park Station, rank: 3

Location B: Pacific Way Station (current location), rank: 2

Location C: High Point Station, rank: 1

5. Please provide detailed feedback on why you ranked the locations as you did and provide any other ideas or feedback you wish to help the process moving forward: \_\_\_\_\_

High Point station - attractive site due to fact it most likely wouldn't be flooded by any size event - after all if there is such an event, need to have emergency response capability

6. In regard to funding, are you supportive of a bond? YES  NO  *response capability*

7. In regard to funding, would you like to see private donations\* to help cover costs?

YES  NO  \*If Yes, please provide name and contact information for anyone who may be interested, and the City will reach out.

However not sure how one goes about this

**Thank you for your feedback! Your opinion is very important to this process.**

**Disclaimer:** The results of this feedback form are for informational purposes only and do not constitute a vote of any kind. This feedback information will be provided to the city council and will result in a summary report available to the public. The city council may then choose to vote on putting a new station on a future ballot for a public vote of citizens, seek more information, or do nothing.

*WFF*

- 1. Are you a registered voter of Gearhart?  YES  NO *n/a*
- 2. Are you own property in Gearhart?  YES  NO *n/a*
- 3. Are you in support of a new Emergency Response & Resiliency Station in Gearhart?  YES  NO

4. Taking into account emergency preparedness, proximity to respond, cost, and other pertinent info presented, **please rank in order 1-3** (1 being the best location) which concept/location you believe would *best serve* the needs of our community:

Concept A: Gearhart Park Station, rank: 3 NO - NEVER

Concept B: Pacific Way Station (current location), rank: 1 - Rebuild

Concept C: High Point Station, rank: 2

*made changes*

5. Please provide detailed feedback on why you ranked the locations as you did and provide any other ideas or feedback you wish to help the process moving forward:

we wish to keep Gearhart the way it is - simple.

6. Regarding funding, are you supportive of a bond? YES  NO

7. Regarding funding, would you like to see private donations\* to help cover costs? YES  NO

\*If Yes, please provide name and contact information for anyone who may be interested, and the City will reach out.

**Thank you for your feedback! Your opinion is very important to this process.**

**Disclaimer:** The results of this feedback form are for informational purposes only and do not constitute a vote of any kind. This feedback information will be provided to the city council and will result in a summary report available to the public. The city council may then choose to vote on putting a new station on a future ballot for a public vote of citizens, seek more information, or do nothing.

*\* imp. sub.*

- 1. Are you a registered voter of Gearhart?  YES  NO *n/a*
- 2. Are you own property in Gearhart?  YES  NO *n/a*
- 3. Are you in support of a new Emergency Response & Resiliency Station in Gearhart?  YES  NO
- 4. Taking into account emergency preparedness, proximity to respond, cost, and other pertinent info presented, **please rank in order 1-3** (1 being the best location) which concept/location you believe would *best serve* the needs of our community:

*made changes*

Concept A: Gearhart Park Station, rank: 3 NO - NEVER

Concept B: Pacific Way Station (current location), rank: 1 - Rebuild

Concept C: High Point Station, rank: 2

5. Please provide detailed feedback on why you ranked the locations as you did and provide any other ideas or feedback you wish to help the process moving forward:

we wish to keep Gearhart the way it is - simple.

- 6. Regarding funding, are you supportive of a bond? YES  NO
- 7. Regarding funding, would you like to see private donations\* to help cover costs?  YES  NO

\*If Yes, please provide name and contact information for anyone who may be interested, and the City will reach out.

**Thank you for your feedback! Your opinion is very important to this process.**

**Disclaimer:** The results of this feedback form are for informational purposes only and do not constitute a vote of any kind. This feedback information will be provided to the city council and will result in a summary report available to the public. The city council may then choose to vote on putting a new station on a future ballot for a public vote of citizens, seek more information, or do nothing.

*\* dup. sub.*

- 1. Are you a registered voter of Gearhart?  YES  NO *n/a*
- 2. Are you own property in Gearhart?  YES  NO *n/a*
- 3. Are you in support of a new Emergency Response & Resiliency Station in Gearhart?  
YES  NO

4. Taking into account emergency preparedness, proximity to respond, cost, and other pertinent info presented, **please rank in order 1-3** (1 being the best location) which concept/location you believe would *best serve* the needs of our community:

Concept A: Gearhart Park Station, rank: ① NEVER

Concept B: Pacific Way Station (current location), rank: 1

Concept C: High Point Station, rank: \_\_\_\_\_

5. Please provide detailed feedback on why you ranked the locations as you did and provide any other ideas or feedback you wish to help the process moving forward: \_\_\_\_\_

Please Re-Build Where it is.  
It is nice to have the little Village  
all together.

6. Regarding funding, are you supportive of a bond?  YES  NO

7. Regarding funding, would you like to see private donations\* to help cover costs?  
YES  NO

\*If Yes, please provide name and contact information for anyone who may be interested, and the City will reach out.

**Thank you for your feedback! Your opinion is very important to this process.**

**Disclaimer:** The results of this feedback form are for informational purposes only and do not constitute a vote of any kind. This feedback information will be provided to the city council and will result in a summary report available to the public. The city council may then choose to vote on putting a new station on a future ballot for a public vote of citizens, seek more information, or do nothing.

*MF*  
*4*

1. Are you a registered voter of Gearhart? YES  NO
2. Do you own property in Gearhart? YES  NO
3. Are you in support of a new Emergency Response & Resiliency Building in Gearhart?  
 YES  NO

4. Taking into account emergency preparedness, proximity to respond, cost, and other pertinent info presented, **please rank in order 1-3** (1 being the best location) which concept/location you believe would *best serve* the needs of our community:

Location A: Gearhart Park Station, rank: 2

Location B: Pacific Way Station (current location), rank: 3

Location C: High Point Station, rank: 1

5. Please provide detailed feedback on why you ranked the locations as you did and provide any other ideas or feedback you wish to help the process moving forward: \_\_\_\_\_

I FEEL THE HIGH POINT LOCATION IS THE SAFEST.  
THE PARK IS ALSO GOOD BUT TOO MANY PEOPLE HAVE  
ISSUES WITH IT

6. In regard to funding, are you supportive of a bond?  YES  NO

7. In regard to funding, would you like to see private donations\* to help cover costs?

YES

NO

\*If Yes, please provide name and contact information for anyone who may be interested, and the City will reach out.

**Thank you for your feedback! Your opinion is very important to this process.**

**Disclaimer:** The results of this feedback form are for informational purposes only and do not constitute a vote of any kind. This feedback information will be provided to the city council and will result in a summary report available to the public. The city council may then choose to vote on putting a new station on a future ballot for a public vote of citizens, seek more information, or do nothing.

MS

1. Are you a registered voter of Gearhart? YES  NO
2. Do you own property in Gearhart? YES  NO
3. Are you in support of a new Emergency Response & Resiliency Building in Gearhart?  
 YES  NO

4. Taking into account emergency preparedness, proximity to respond, cost, and other pertinent info presented, **please rank in order 1-3** (1 being the best location) which concept/location you believe would *best serve* the needs of our community:

Location A: Gearhart Park Station, rank: 2

Location B: Pacific Way Station (current location), rank: 3

Location C: High Point Station, rank: 1

5. Please provide detailed feedback on why you ranked the locations as you did and provide any other ideas or feedback you wish to help the process moving forward: \_\_\_\_\_

The high point is the highest location

6. In regard to funding, are you supportive of a bond?  YES  NO

7. In regard to funding, would you like to see private donations\* to help cover costs?

YES

NO

*\*If Yes, please provide name and contact information for anyone who may be interested, and the City will reach out.*

**Thank you for your feedback! Your opinion is very important to this process.**

**Disclaimer:** The results of this feedback form are for informational purposes only and do not constitute a vote of any kind. This feedback information will be provided to the city council and will result in a summary report available to the public. The city council may then choose to vote on putting a new station on a future ballot for a public vote of citizens, seek more information, or do nothing.

*NA*

- 1. Are you a registered voter of Gearhart? YES  NO
- 2. Are you own property in Gearhart? YES  NO

- 3. Are you in support of a new Emergency Response & Resiliency Station in Gearhart?  
 YES  NO I don't know whether it is needed, but I rely on your Fire Chief and Administration that
- 4. Taking into account emergency preparedness, proximity to respond, cost, and other <sup>it</sup> pertinent info presented, **please rank in order 1-3** (1 being the best location) which <sup>is</sup> needed, concept/location you believe would *best serve* the needs of our community:

Concept A: Gearhart Park Station, rank: Absolutely not.

Concept B: Pacific Way Station (current location), rank: 2

Concept C: High Point Station, rank: 1

5. Please provide detailed feedback on why you ranked the locations as you did and provide any other ideas or feedback you wish to help the process moving forward: I have been visiting Gearhart for 40 years, and the beautiful park at Marion and Pacific is a jewel of public open space that must be preserved.

- 6. Regarding funding, are you supportive of a bond? YES  NO
- 7. Regarding funding, would you like to see private donations\* to help cover costs? to the residents and land-owners.  
 YES  NO 

\*If Yes, please provide name and contact information for anyone who may be interested, and the City will reach out.

Thank you for considering my comments.  
**Thank you for your feedback! Your opinion is very important to this process.**

**Disclaimer:** The results of this feedback form are for informational purposes only and do not constitute a vote of any kind. This feedback information will be provided to the city council and will result in a summary report available to the public. The city council may then choose to vote on putting a new station on a future ballot for a public vote of citizens, seek more information, or do nothing.

WF 4/1  
 RK



1. Are you a registered voter of Gearhart? YES  NO
2. Do you own property in Gearhart? YES  NO RENT
3. Are you in support of a new Emergency Response & Resiliency Building in Gearhart?  
 YES  NO
4. Taking into account emergency preparedness, proximity to respond, cost, and other pertinent info presented, **please rank in order 1-3** (1 being the best location) which concept/location you believe would *best serve* the needs of our community:

Location A: Gearhart Park Station, rank: 2

Location B: Pacific Way Station (current location), rank: 3 \*

Location C: High Point Station, rank: 1

5. Please provide detailed feedback on why you ranked the locations as you did and provide any other ideas or feedback you wish to help the process moving forward: \_\_\_\_\_

\* We need a fully functional station during construction. ~~Relocation~~ Relocation, even temporary, would be burdensome if current location were selected

6. In regard to funding, are you supportive of a bond?  YES  NO

7. In regard to funding, would you like to see private donations\* to help cover costs?

YES

NO

\*If Yes, please provide name and contact information for anyone who may be interested, and the City will reach out.

**Thank you for your feedback! Your opinion is very important to this process.**

**Disclaimer:** The results of this feedback form are for informational purposes only and do not constitute a vote of any kind. This feedback information will be provided to the city council and will result in a summary report available to the public. The city council may then choose to vote on putting a new station on a future ballot for a public vote of citizens, seek more information, or do nothing.

WA  
C

- 1. Are you a registered voter of Gearhart? YES  NO
- 2. Do you own property in Gearhart? YES  NO  (Highlands) served by GFD and support via Tax.
- 3. Are you in support of a new Emergency Response & Resiliency Building in Gearhart? YES  NO

4. Taking into account emergency preparedness, proximity to respond, cost, and other pertinent info presented, **please rank in order 1-3** (1 being the best location) which concept/location you believe would *best serve* the needs of our community:

Location A: Gearhart Park Station, rank: 1

Location B: Pacific Way Station (current location), rank: 3

Location C: High Point Station, rank: 2

5. Please provide detailed feedback on why you ranked the locations as you did and provide any other ideas or feedback you wish to help the process moving forward:

COST is good and away from the surf.

MORE centrally located and at 50'

NEAR 101, Better Response

- 6. In regard to funding, are you supportive of a bond? YES  NO
- 7. In regard to funding, would you like to see private donations\* to help cover costs? YES  NO  \*If Yes, please provide name and contact information for anyone who may be interested, and the City will reach out.

**Thank you for your feedback! Your opinion is very important to this process.**

**Disclaimer:** The results of this feedback form are for informational purposes only and do not constitute a vote of any kind. This feedback information will be provided to the city council and will result in a summary report available to the public. The city council may then choose to vote on putting a new station on a future ballot for a public vote of citizens, seek more information, or do nothing.

WJ/KF  
3/2

1. Are you a registered voter of Gearhart?

YES  NO

not voter, per  
City

2. Do you own property in Gearhart?

YES  NO

3. Are you in support of a new Emergency Response & Resiliency Building in Gearhart?

YES  NO

4. Taking into account emergency preparedness, proximity to respond, cost, and other pertinent info presented, **please rank in order 1-3** (1 being the best location) which concept/location you believe would *best serve* the needs of our community:

Location A: Gearhart Park Station, rank: NO WAY !!

Location B: Pacific Way Station (current location), rank: 2

Location C: High Point Station, rank: 1

5. Please provide detailed feedback on why you ranked the locations as you did and provide any other ideas or feedback you wish to help the process moving forward: \_\_\_\_\_

I think it is absolutely ridiculous you would consider taking away the only park in Gearhart! It was donated to be a park and should always stay that way!

6. In regard to funding, are you supportive of a bond?

YES  NO

7. In regard to funding, would you like to see private donations\* to help cover costs?

YES

NO

\*If Yes, please provide name and contact information for anyone who may be interested, and the City will reach out.

**Thank you for your feedback! Your opinion is very important to this process.**

**Disclaimer:** The results of this feedback form are for informational purposes only and do not constitute a vote of any kind. This feedback information will be provided to the city council and will result in a summary report available to the public. The city council may then choose to vote on putting a new station on a future ballot for a public vote of citizens, seek more information, or do nothing.

WF  
4/11

1. Are you a registered voter of Gearhart? YES  NO
2. Are you own property in Gearhart?  YES  NO
3. Are you in support of a new Emergency Response & Resiliency Station in Gearhart?  
YES  NO

4. Taking into account emergency preparedness, proximity to respond, cost, and other pertinent info presented, **please rank in order 1-3** (1 being the best location) which concept/location you believe would *best serve* the needs of our community:

Concept A: Gearhart Park Station, rank: 2

Concept B: Pacific Way Station (current location), rank: 1

Concept C: High Point Station, rank: 3

5. Please provide detailed feedback on why you ranked the locations as you did and provide any other ideas or feedback you wish to help the process moving forward:

*Our home is 2 houses over from High Point. It is residential. Keeping the station in its current location makes the most sense. Taking away the park is a mess too.*

6. Regarding funding, are you supportive of a bond? YES  NO  *not if it*
7. Regarding funding, would you like to see private donations\* to help cover costs?  YES  NO *means*

\*If Yes, please provide name and contact information for anyone who may be interested, and the City will reach out.

*High Point  
as a  
location*

**Thank you for your feedback! Your opinion is very important to this process.**

**Disclaimer:** The results of this feedback form are for informational purposes only and do not constitute a vote of any kind. This feedback information will be provided to the city council and will result in a summary report available to the public. The city council may then choose to vote on putting a new station on a future ballot for a public vote of citizens, seek more information, or do nothing.

*no chop*

*deep  
chests*

1. Are you a registered voter of Gearhart? YES
2. Do you own property in Gearhart? YES
3. Are you in support of a new Emergency Response & Resiliency Building in Gearhart?  
YES NO
4. Taking into account emergency preparedness, proximity to respond, cost, and other pertinent info presented, **please rank in order 1-3** (1 being the best location) which concept/location you believe would *best serve* the needs of our community:

Location A: Gearhart Park Station, rank: 3

Location B: Pacific Way Station (current location), rank: 1

Location C: High Point Station, rank: 2

5. Please provide detailed feedback on why you ranked the locations as you did and provide any other ideas or feedback you wish to help the process moving forward: \_\_\_\_\_
- \_\_\_\_\_
- \_\_\_\_\_

6. In regard to funding, are you supportive of a bond? YES NO
7. In regard to funding, would you like to see private donations\* to help cover costs?

YES

NO

*\*If Yes, please provide name and contact information for anyone who may be interested, and the City will reach out.*

**Thank you for your feedback! Your opinion is very important to this process.**

**Disclaimer:** The results of this feedback form are for informational purposes only and do not constitute a vote of any kind. This feedback information will be provided to the city council and will result in a summary report available to the public. The city council may then choose to vote on putting a new station on a future ballot for a public vote of citizens, seek more information, or do nothing.

WJ (K)  
2/6

1. Are you a registered voter of Gearhart? YES  NO

2. Do you own property in Gearhart? YES  NO

3. Are you in support of a new Emergency Response & Resiliency Building in Gearhart?  
 YES  NO

4. Taking into account emergency preparedness, proximity to respond, cost, and other pertinent info presented, **please rank in order 1-3** (1 being the best location) which concept/location you believe would *best serve* the needs of our community:

Location A: Gearhart Park Station, rank: 2

Location B: Pacific Way Station (current location), rank: 3

Location C: High Point Station, rank: 1

5. Please provide detailed feedback on why you ranked the locations as you did and provide any other ideas or feedback you wish to help the process moving forward: \_\_\_\_\_

Favor moving to highest site. Too much  
disagreement over park site. Current site is  
totally useless in tsunami.

6. In regard to funding, are you supportive of a bond?  YES  NO

7. In regard to funding, would you like to see private donations\* to help cover costs?

YES

NO

\*If Yes, please provide name and contact information for anyone who may be interested, and the City will reach out.

**Thank you for your feedback! Your opinion is very important to this process.**

**Disclaimer:** The results of this feedback form are for informational purposes only and do not constitute a vote of any kind. This feedback information will be provided to the city council and will result in a summary report available to the public. The city council may then choose to vote on putting a new station on a future ballot for a public vote of citizens, seek more information, or do nothing.

WF  
1/10

1. Are you a registered voter of Gearhart? YES NO
2. Do you own property in Gearhart? YES NO
3. Are you in support of a new Emergency Response & Resiliency Building in Gearhart? YES NO

4. Taking into account emergency preparedness, proximity to respond, cost, and other pertinent info presented, **please rank in order 1-3** (1 being the best location) which concept/location you believe would *best serve* the needs of our community:

Location A: Gearhart Park Station, rank: 3

Location B: Pacific Way Station (current location), rank: 1

Location C: High Point Station, rank: 2

5. Please provide detailed feedback on why you ranked the locations as you did and provide any other ideas or feedback you wish to help the process moving forward: \_\_\_\_\_
- \_\_\_\_\_
- \_\_\_\_\_

6. In regard to funding, are you supportive of a bond? YES NO

7. In regard to funding, would you like to see private donations\* to help cover costs?

YES

NO

*\*If Yes, please provide name and contact information for anyone who may be interested, and the City will reach out.*

**Thank you for your feedback! Your opinion is very important to this process.**

**Disclaimer:** The results of this feedback form are for informational purposes only and do not constitute a vote of any kind. This feedback information will be provided to the city council and will result in a summary report available to the public. The city council may then choose to vote on putting a new station on a future ballot for a public vote of citizens, seek more information, or do nothing.

WF  
 (KC)  
 3/9

1. Are you a registered voter of Gearhart? YES  NO
2. Do you own property in Gearhart? YES  NO
3. Are you in support of a new Emergency Response & Resiliency Building in Gearhart?  
YES  NO
4. Taking into account emergency preparedness, proximity to respond, cost, and other pertinent info presented, **please rank in order 1-3** (1 being the best location) which concept/location you believe would *best serve* the needs of our community:

Location A: Gearhart Park Station, rank: 3

Location B: Pacific Way Station (current location), rank: 1

Location C: High Point Station, rank: 2

5. Please provide detailed feedback on why you ranked the locations as you did and provide any other ideas or feedback you wish to help the process moving forward: \_\_\_\_\_

The Park should be preserved.

6. In regard to funding, are you supportive of a bond? YES  NO
7. In regard to funding, would you like to see private donations\* to help cover costs?

YES

NO

\*If Yes, please provide name and contact information for anyone who may be interested, and the City will reach out.

**Thank you for your feedback! Your opinion is very important to this process.**

**Disclaimer:** The results of this feedback form are for informational purposes only and do not constitute a vote of any kind. This feedback information will be provided to the city council and will result in a summary report available to the public. The city council may then choose to vote on putting a new station on a future ballot for a public vote of citizens, seek more information, or do nothing.

WCFE



1. Are you a registered voter of Gearhart? YES NO
2. Are you own property in Gearhart? YES NO
3. Are you in support of a new Emergency Response & Resiliency Station in Gearhart?  
YES NO
4. Taking into account emergency preparedness, proximity to respond, cost, and other pertinent info presented, **please rank in order 1-3** (1 being the best location) which concept/location you believe would *best serve* the needs of our community:

Concept A: Gearhart Park Station, rank: 3

Concept B: Pacific Way Station (current location), rank: 1

Concept C: High Point Station, rank: 2

5. Please provide detailed feedback on why you ranked the locations as you did and provide any other ideas or feedback you wish to help the process moving forward: \_\_\_\_\_  
\_\_\_\_\_  
\_\_\_\_\_

6. Regarding funding, are you supportive of a bond? YES NO
7. Regarding funding, would you like to see private donations\* to help cover costs?  
YES NO

*\*If Yes, please provide name and contact information for anyone who may be interested, and the City will reach out.*

**Thank you for your feedback! Your opinion is very important to this process.**

**Disclaimer:** The results of this feedback form are for informational purposes only and do not constitute a vote of any kind. This feedback information will be provided to the city council and will result in a summary report available to the public. The city council may then choose to vote on putting a new station on a future ballot for a public vote of citizens, seek more information, or do nothing.

WJ (K)  
2/5

1. Are you a registered voter of Gearhart? YES  NO
2. Are you own property in Gearhart? YES  NO  - *mailing address but not city limits* ✓
3. Are you in support of a new Emergency Response & Resiliency Station in Gearhart? YES  NO

4. Taking into account emergency preparedness, proximity to respond, cost, and other pertinent info presented, **please rank in order 1-3** (1 being the best location) which concept/location you believe would *best serve* the needs of our community:

Concept A: Gearhart Park Station, rank: 2

Concept B: Pacific Way Station (current location), rank: 3

Concept C: High Point Station, rank: 1

5. Please provide detailed feedback on why you ranked the locations as you did and provide any other ideas or feedback you wish to help the process moving forward: \_\_\_\_\_

ELEVATION AT BUILDING SITE -  
more centralised access to all areas served -  
i.e. THE HIGHLANDS - NOT IN GEARHART BUT SERVICED BY  
GEARHART FIRE DEPT.

6. Regarding funding, are you supportive of a bond?  YES  NO

7. Regarding funding, would you like to see private donations\* to help cover costs?

YES  NO

\*If Yes, please provide name and contact information for anyone who may be interested, and the City will reach out.

*Why not, if offered*

**Thank you for your feedback! Your opinion is very important to this process.**

**Disclaimer:** The results of this feedback form are for informational purposes only and do not constitute a vote of any kind. This feedback information will be provided to the city council and will result in a summary report available to the public. The city council may then choose to vote on putting a new station on a future ballot for a public vote of citizens, seek more information, or do nothing.

*WT*

- 1. Are you a registered voter of Gearhart? YES  NO
- 2. Are you own property in Gearhart? YES  NO
- 3. Are you in support of a new Emergency Response & Resiliency Station in Gearhart? YES  NO

no chg

4. Taking into account emergency preparedness, proximity to respond, cost, and other pertinent info presented, **please rank in order 1-3** (1 being the best location) which concept/location you believe would *best serve* the needs of our community:

- ~~Concept A: Gearhart Park Station, rank: NO!~~
- Concept B: Pacific Way Station (current location), rank: 2
- Concept C: High Point Station, rank: 1

no chg

5. Please provide detailed feedback on why you ranked the locations as you did and provide any other ideas or feedback you wish to help the process moving forward: *The location near the McMinnamir will least effect the character of the town as there are large multistory buildings nearby - also the beach access road is closest and it is the highest elevation.*

6. Regarding funding, are you supportive of a bond? YES  NO  *No Brainer.*

7. Regarding funding, would you like to see private donations\* to help cover cost: YES  NO

\*If Yes, please provide name and contact information for anyone who may be interested, and the City will reach out.

*\* Bond out.*

**Thank you for your feedback! Your opinion is very important to this process.**

**Disclaimer:** The results of this feedback form are for informational purposes only and do not constitute kind. This feedback information will be provided to the city council and will result in a summary report a public. The city council may then choose to vote on putting a new station on a future ballot for a public vote seek more information, or do nothing.

*PS - I filled this out on line too.*

1. Are you a registered voter of Gearhart? YES NO
2. Are you own property in Gearhart? YES NO Ma
3. Are you in support of a new Emergency Response & Resiliency Station in Gearhart?  
YES NO
4. Taking into account emergency preparedness, proximity to respond, cost, and other pertinent info presented, **please rank in order 1-3** (1 being the best location) which concept/location you believe would *best serve* the needs of our community:

Concept A: Gearhart Park Station, rank: 3 *Definitely a bad choice - keep the park*

Concept B: Pacific Way Station (current location), rank: 1

Concept C: High Point Station, rank: 2

5. Please provide detailed feedback on why you ranked the locations as you did and provide any other ideas or feedback you wish to help the process moving forward: \_\_\_\_\_

Moving it to slightly higher ground expensive  
and unlikely to make a difference with a  
major tsunami

6. Regarding funding, are you supportive of a bond? YES NO
7. Regarding funding, would you like to see private donations\* to help cover costs?  
YES NO

\*If Yes, please provide name and contact information for anyone who may be interested, and the City will reach out.

**Thank you for your feedback! Your opinion is very important to this process.**

**Disclaimer:** The results of this feedback form are for informational purposes only and do not constitute a vote of any kind. This feedback information will be provided to the city council and will result in a summary report available to the public. The city council may then choose to vote on putting a new station on a future ballot for a public vote of citizens, seek more information, or do nothing.

*MS*  
*2/1*

1. Are you a registered voter of Gearhart? YES  NO *not in city limits*
2. Are you own property in Gearhart?  YES  NO
3. Are you in support of a new Emergency Response & Resiliency Station in Gearhart?  
 YES  NO
4. Taking into account emergency preparedness, proximity to respond, cost, and other pertinent info presented, **please rank in order 1-3** (1 being the best location) which concept/location you believe would *best serve* the needs of our community:

Concept A: Gearhart Park Station, rank: 3

Concept B: Pacific Way Station (current location), rank: 2

Concept C: High Point Station, rank: 1

5. Please provide detailed feedback on why you ranked the locations as you did and provide any other ideas or feedback you wish to help the process moving forward: \_\_\_\_\_  
 \_\_\_\_\_  
 \_\_\_\_\_  
 \_\_\_\_\_

6. Regarding funding, are you supportive of a bond?  YES  NO

7. Regarding funding, would you like to see private donations\* to help cover costs?  
 YES  NO

*\*If Yes, please provide name and contact information for anyone who may be interested, and the City will reach out.*

\_\_\_\_\_

**Thank you for your feedback! Your opinion is very important to this process.**

**Disclaimer:** The results of this feedback form are for informational purposes only and do not constitute a vote of any kind. This feedback information will be provided to the city council and will result in a summary report available to the public. The city council may then choose to vote on putting a new station on a future ballot for a public vote of citizens, seek more information, or do nothing.

*Handwritten initials and date: WJ/KS 2/28*

- 1. Are you a registered voter of Gearhart?      YES       NO
- 2. Are you own property in Gearhart?      YES       NO
- 3. Are you in support of a new Emergency Response & Resiliency Station in Gearhart?  
 YES      NO
- 4. Taking into account emergency preparedness, proximity to respond, cost, and other pertinent info presented, **please rank in order 1-3** (1 being the best location) which concept/location you believe would *best serve* the needs of our community:

Concept A: Gearhart Park Station, rank:   3  

Concept B: Pacific Way Station (current location), rank:   1  

Concept C: High Point Station, rank:   2  

5. Please provide detailed feedback on why you ranked the locations as you did and provide any other ideas or feedback you wish to help the process moving forward: Don't want to ruin the city park ambience & excess for Gearhart residents regarding funding.

- 6. Regarding funding, are you supportive of a bond?      YES       NO
- 7. Regarding funding, would you like to see private donations\* to help cover costs?  
YES       NO      \*If Yes, please provide name and contact information for anyone who may be interested, and the City will reach out.

**Thank you for your feedback! Your opinion is very important to this process.**

**Disclaimer:** The results of this feedback form are for informational purposes only and do not constitute a vote of any kind. This feedback information will be provided to the city council and will result in a summary report available to the public. The city council may then choose to vote on putting a new station on a future ballot for a public vote of citizens, seek more information, or do nothing.

WFX

1. Are you a registered voter of Gearhart? YES  NO
2. Are you own property in Gearhart?  YES  NO
3. Are you in support of a new Emergency Response & Resiliency Station in Gearhart?  
 YES  NO
4. Taking into account emergency preparedness, proximity to respond, cost, and other pertinent info presented, **please rank in order 1-3** (1 being the best location) which concept/location you believe would *best serve* the needs of our community:

Concept A: Gearhart Park Station, rank: 3

Concept B: Pacific Way Station (current location), rank: 1

Concept C: High Point Station, rank: 2

5. Please provide detailed feedback on why you ranked the locations as you did and provide any other ideas or feedback you wish to help the process moving forward: \_\_\_\_\_  
 \_\_\_\_\_  
 \_\_\_\_\_

6. Regarding funding, are you supportive of a bond?  YES  NO

7. Regarding funding, would you like to see private donations\* to help cover costs?  
 YES  NO

*\*If Yes, please provide name and contact information for anyone who may be interested, and the City will reach out.*

**Thank you for your feedback! Your opinion is very important to this process.**

**Disclaimer:** The results of this feedback form are for informational purposes only and do not constitute a vote of any kind. This feedback information will be provided to the city council and will result in a summary report available to the public. The city council may then choose to vote on putting a new station on a future ballot for a public vote of citizens, seek more information, or do nothing.

1/17

1. Are you a registered voter of Gearhart? YES  NO
2. Are you own property in Gearhart? YES  NO  *n/a*
3. Are you in support of a new Emergency Response & Resiliency Station in Gearhart? YES  NO
4. Taking into account emergency preparedness, proximity to respond, cost, and other pertinent info presented, **please rank in order 1-3** (1 being the best location) which concept/location you believe would *best serve* the needs of our community:

Concept A: Gearhart Park Station, rank: 2

Concept B: Pacific Way Station (current location), rank: 3

Concept C: High Point Station, rank: 1

5. Please provide detailed feedback on why you ranked the locations as you did and provide any other ideas or feedback you wish to help the process moving forward: High Point appears to be more centrally located and on higher ground. Would be interesting to understand what would be done with the property where current firehouse & offices are located.

6. Regarding funding, are you supportive of a bond? YES  NO

7. Regarding funding, would you like to see private donations\* to help cover costs?

YES  NO

\*If Yes, please provide name and contact information for anyone who may be interested, and the City will reach out.

Combination of private, bond & sale of part of land where current firehouse & offices sit.

**Thank you for your feedback! Your opinion is very important to this process.**

**Disclaimer:** The results of this feedback form are for informational purposes only and do not constitute a vote of any kind. This feedback information will be provided to the city council and will result in a summary report available to the public. The city council may then choose to vote on putting a new station on a future ballot for a public vote of citizens, seek more information, or do nothing.

*WF*  
*(initials)*  
*2/22*



- 1. Are you a registered voter of Gearhart? YES  NO
- 2. Are you own property in Gearhart? YES  NO  *W/A*
- 3. Are you in support of a new Emergency Response & Resiliency Station in Gearhart? YES  NO

4. Taking into account emergency preparedness, proximity to respond, cost, and other pertinent info presented, **please rank in order 1-3** (1 being the best location) which concept/location you believe would *best serve* the needs of our community:

Concept A: Gearhart Park Station, rank: 2  
 Concept B: Pacific Way Station (current location), rank: 3  
 Concept C: High Point Station, rank: (1)

*WE THINK ~~(X)~~ DEL RAY WOULD BE A BETTER 2ND OPTION*

5. Please provide detailed feedback on why you ranked the locations as you did and provide any other ideas or feedback you wish to help the process moving forward:

ELEVATION - DENSITY OF POPULATION  
RESPONSE TIME

- 6. Regarding funding, are you supportive of a bond? YES  NO
- 7. Regarding funding, would you like to see private donations\* to help cover costs? YES  NO

\*If Yes, please provide name and contact information for anyone who may be interested, and the City will reach out.

**Thank you for your feedback! Your opinion is very important to this process.**  
**Disclaimer:** The results of this feedback form are for informational purposes only and do not constitute a vote of any kind. This feedback information will be provided to the city council and will result in a summary report available to the public. The city council may then choose to vote on putting a new station on a future ballot for a public vote of citizens, seek more information, or do nothing.

*WF 3/15*

1. Are you a registered voter of Gearhart? YES  NO
2. Do you own property in Gearhart? YES  NO
3. Are you in support of a new Emergency Response & Resiliency Building in Gearhart?  
 YES  NO

4. Taking into account emergency preparedness, proximity to respond, cost, and other pertinent info presented, **please rank in order 1-3** (1 being the best location) which concept/location you believe would *best serve* the needs of our community:

Location A: Gearhart Park Station, rank: 3

Location B: Pacific Way Station (current location), rank: 2

Location C: High Point Station, rank: 1

5. Please provide detailed feedback on why you ranked the locations as you did and provide any other ideas or feedback you wish to help the process moving forward: \_\_\_\_\_

\_\_\_\_\_

\_\_\_\_\_

6. In regard to funding, are you supportive of a bond?  YES  NO
7. In regard to funding, would you like to see private donations\* to help cover costs?

YES  NO *\*If Yes, please provide name and contact information for anyone who may be interested, and the City will reach out.*

**Thank you for your feedback! Your opinion is very important to this process.**

**Disclaimer:** The results of this feedback form are for informational purposes only and do not constitute a vote of any kind. This feedback information will be provided to the city council and will result in a summary report available to the public. The city council may then choose to vote on putting a new station on a future ballot for a public vote of citizens, seek more information, or do nothing.

Rec'd 4/29  
 WF (K)  
 11/20

1. Are you a registered voter of Gearhart? YES  NO
2. Do you own property in Gearhart?  YES *info* NO
3. Are you in support of a new Emergency Response & Resiliency Building in Gearhart?  
 YES NO

4. Taking into account emergency preparedness, proximity to respond, cost, and other pertinent info presented, **please rank in order 1-3** (1 being the best location) which concept/location you believe would *best serve* the needs of our community:

Location A: Gearhart Park Station, rank: 1

Location B: Pacific Way Station (current location), rank: 3

Location C: High Point Station, rank: 2

5. Please provide detailed feedback on why you ranked the locations as you did and provide any other ideas or feedback you wish to help the process moving forward: \_\_\_\_\_

*The land belongs to the city. The park location is central to more homes. If our house burns I want my firemen and women to be well outfitted (and not under water).*

6. In regard to funding, are you supportive of a bond?  YES NO

7. In regard to funding, would you like to see private donations\* to help cover costs?

YES

NO

*\*If Yes, please provide name and contact information for anyone who may be interested, and the City will reach out.*

**Thank you for your feedback! Your opinion is very important to this process.**

**Disclaimer:** The results of this feedback form are for informational purposes only and do not constitute a vote of any kind. This feedback information will be provided to the city council and will result in a summary report available to the public. The city council may then choose to vote on putting a new station on a future ballot for a public vote of citizens, seek more information, or do nothing.

*MF (2)  
4/7*

1. Are you a registered voter of Gearhart? YES  NO
2. Are you own property in Gearhart?  YES  NO
3. Are you in support of a new Emergency Response & Resiliency Station in Gearhart?  
 YES  NO

4. Taking into account emergency preparedness, proximity to respond, cost, and other pertinent info presented, **please rank in order 1-3** (1 being the best location) which concept/location you believe would *best serve* the needs of our community:

Concept A: Gearhart Park Station, rank: 2

Concept B: Pacific Way Station (current location), rank: 1

Concept C: High Point Station, rank: 3

5. Please provide detailed feedback on why you ranked the locations as you did and provide any other ideas or feedback you wish to help the process moving forward: \_\_\_\_\_

Location  
 \_\_\_\_\_  
 \_\_\_\_\_

6. Regarding funding, are you supportive of a bond? YES   NO

7. Regarding funding, would you like to see private donations\* to help cover costs?  
 YES  NO

*\*If Yes, please provide name and contact information for anyone who may be interested, and the City will reach out.*

\_\_\_\_\_

**Thank you for your feedback! Your opinion is very important to this process.**

**Disclaimer:** The results of this feedback form are for informational purposes only and do not constitute a vote of any kind. This feedback information will be provided to the city council and will result in a summary report available to the public. The city council may then choose to vote on putting a new station on a future ballot for a public vote of citizens, seek more information, or do nothing.

WF  
 (K)  
 3/1

1. Are you a registered voter of Gearhart? YES  NO
2. Do you own property in Gearhart?  YES  NO
3. Are you in support of a new Emergency Response & Resiliency Building in Gearhart?  
 YES  NO
4. Taking into account emergency preparedness, proximity to respond, cost, and other pertinent info presented, **please rank in order 1-3** (1 being the best location) which concept/location you believe would *best serve* the needs of our community:

Location A: Gearhart Park Station, rank: 1

Location B: Pacific Way Station (current location), rank: 2

Location C: High Point Station, rank: 3

5. Please provide detailed feedback on why you ranked the locations as you did and provide any other ideas or feedback you wish to help the process moving forward: \_\_\_\_\_

*Number one is good because we get a park too! The location is great to use the land that is open. No tear down. #3 least favorite because of tear down cost and no park*

6. In regard to funding, are you supportive of a bond?  YES  NO
7. In regard to funding, would you like to see private donations\* to help cover costs?

YES

NO

\*If Yes, please provide name and contact information for anyone who may be interested, and the City will reach out.

McMenamins & Tim Boyle

**Thank you for your feedback! Your opinion is very important to this process.**

**Disclaimer:** The results of this feedback form are for informational purposes only and do not constitute a vote of any kind. This feedback information will be provided to the city council and will result in a summary report available to the public. The city council may then choose to vote on putting a new station on a future ballot for a public vote of citizens, seek more information, or do nothing.

WF (K)  
3/19

1. Are you a registered voter of Gearhart? YES  NO
2. Do you own property in Gearhart? YES  NO  wa
3. Are you in support of a new Emergency Response & Resiliency Building in Gearhart?  
YES  NO

4. Taking into account emergency preparedness, proximity to respond, cost, and other pertinent info presented, **please rank in order 1-3** (1 being the best location) which concept/location you believe would *best serve* the needs of our community:

Location A: Gearhart Park Station, rank: 1

Location B: Pacific Way Station (current location), rank: 3

Location C: High Point Station, rank: 2

5. Please provide detailed feedback on why you ranked the locations as you did and provide any other ideas or feedback you wish to help the process moving forward:

*It would greatly improve the park which is too windy now and the trees have outlived their life expectancy. Response time will be faster and if you build into the hill a bit - one story - it will match the water station.*

6. In regard to funding, are you supportive of a bond?  YES  NO

7. In regard to funding, would you like to see private donations\* to help cover costs?

YES

NO

\*If Yes, please provide name and contact information for anyone who may be interested, and the City will reach out.

**Thank you for your feedback! Your opinion is very important to this process.**

**Disclaimer:** The results of this feedback form are for informational purposes only and do not constitute a vote of any kind. This feedback information will be provided to the city council and will result in a summary report available to the public. The city council may then choose to vote on putting a new station on a future ballot for a public vote of citizens, seek more information, or do nothing.

WF (KE)  
4/21

1. Are you a registered voter of Gearhart? YES  NO
2. Are you own property in Gearhart?  YES  NO *WJA*
3. Are you in support of a new Emergency Response & Resiliency Station in Gearhart?  
 YES  NO

4. Taking into account emergency preparedness, proximity to respond, cost, and other pertinent info presented, **please rank in order 1-3** (1 being the best location) which concept/location you believe would *best serve* the needs of our community:

Concept A: Gearhart Park Station, rank: NOT APPROPRIATE - LEAVE PARK AS IS.

Concept B: Pacific Way Station (current location), rank: 1

Concept C: High Point Station, rank: 2

5. Please provide detailed feedback on why you ranked the locations as you did and provide any other ideas or feedback you wish to help the process moving forward: KALIAMI SHELTER VERTICAL EVACUATION DESIGN COULD BE IMPLEMENTED ON TOP OF EXISTING STATION LOCATION AS DONE AT OCOSTA ELEMENTARY SCHOOL IN WESTPORT, WA. TCF ARCHITECTURE OF TACOMA WA WAS THE DESIGN FIRM.

6. Regarding funding, are you supportive of a bond?  YES  NO

7. Regarding funding, would you like to see private donations\* to help cover costs?

YES

NO

\*If Yes, please provide name and contact information for anyone who may be interested, and the City will reach out.

**Thank you for your feedback! Your opinion is very important to this process.**

**Disclaimer:** The results of this feedback form are for informational purposes only and do not constitute a vote of any kind. This feedback information will be provided to the city council and will result in a summary report available to the public. The city council may then choose to vote on putting a new station on a future ballot for a public vote of citizens, seek more information, or do nothing.

*WJ*  
 YES  
 3/14

1. Are you a registered voter of Gearhart?

YES

NO

n/a

2. Are you own property in Gearhart?

YES

NO

n/a

3. Are you in support of a new Emergency Response & Resiliency Station in Gearhart?  
YES  NO

4. Taking into account emergency preparedness, proximity to respond, cost, and other pertinent info presented, **please rank in order 1-3** (1 being the best location) which concept/location you believe would *best serve* the needs of our community:

Concept A: Gearhart Park Station, rank: 0 NEVER

0 NEVER

Concept B: Pacific Way Station (current location), rank: 1

1

Concept C: High Point Station, rank: \_\_\_\_\_

5. Please provide detailed feedback on why you ranked the locations as you did and provide any other ideas or feedback you wish to help the process moving forward: \_\_\_\_\_

Please Re-Build where it is.  
It is nice to have the little Village  
all together.

6. Regarding funding, are you supportive of a bond?

YES

NO

7. Regarding funding, would you like to see private donations\* to help cover costs?

YES

NO

\*If Yes, please provide name and contact information for anyone who may be interested, and the City will reach out.

**Thank you for your feedback! Your opinion is very important to this process.**

**Disclaimer:** The results of this feedback form are for informational purposes only and do not constitute a vote of any kind. This feedback information will be provided to the city council and will result in a summary report available to the public. The city council may then choose to vote on putting a new station on a future ballot for a public vote of citizens, seek more information, or do nothing.

WF  
4/1/15



EMAIL: \_\_\_\_\_ BEST PHONE: \_\_\_\_\_

1. Are you a registered voter of Gearhart? YES  NO A long time gearhart visitor
2. Are you own property in Gearhart? YES  NO
3. Are you in support of a new Emergency Response & Resiliency Station in Gearhart?  
 YES NO

4. Taking into account emergency preparedness, proximity to respond, cost, and other pertinent info presented, **please rank in order 1-3** (1 being the best location) which concept/location you believe would *best serve* the needs of our community:

Concept A: Gearhart Park Station, rank: Absolutely Not

Concept B: Pacific Way Station (current location), rank: 2

Concept C: High Point Station, rank: 1

5. Please provide detailed feedback on why you ranked the locations as you did and provide any other ideas or feedback you wish to help the process moving forward: \_\_\_\_\_

Please not the park. The park is ocean meets land. Sacred to many many people. Please do not build where heaven meets earth. Highpoint good

6. Regarding funding, are you supportive of a bond? YES NO
7. Regarding funding, would you like to see private donations\* to help cover costs?  
YES NO

*\*If Yes, please provide name and contact information for anyone who may be interested, and the City will reach out.*

**Thank you for your feedback! Your opinion is very important to this process.**

**Disclaimer:** The results of this feedback form are for informational purposes only and do not constitute a vote of any kind. This feedback information will be provided to the city council and will result in a summary report available to the public. The city council may then choose to vote on putting a new station on a future ballot for a public vote of citizens, seek more information, or do nothing.

WFK  
2/15

1. Are you a registered voter of Gearhart? <sup>com</sup> YES  NO
2. Are you own property in Gearhart?  YES  NO
3. Are you in support of a new Emergency Response & Resiliency Station in Gearhart?  YES  NO
4. Taking into account emergency preparedness, proximity to respond, cost, and other pertinent info presented, **please rank in order 1-3** (1 being the best location) which concept/location you believe would *best serve* the needs of our community:

Concept A: Gearhart Park Station, rank: 2

Concept B: Pacific Way Station (current location), rank: 1

Concept C: High Point Station, rank: 3

5. Please provide detailed feedback on why you ranked the locations as you did and provide any other ideas or feedback you wish to help the process moving forward: CENTER LOCATION + EASY ACCESS + COST SAVINGS.

6. Regarding funding, are you supportive of a bond?  YES  NO

7. Regarding funding, would you like to see private donations\* to help cover costs?  YES  NO

*\*If Yes, please provide name and contact information for anyone who may be interested, and the City will reach out.*

**Thank you for your feedback! Your opinion is very important to this process.**

**Disclaimer:** The results of this feedback form are for informational purposes only and do not constitute a vote of any kind. This feedback information will be provided to the city council and will result in a summary report available to the public. The city council may then choose to vote on putting a new station on a future ballot for a public vote of citizens, seek more information, or do nothing.

WFA  
3/16

1. Are you a registered voter of Gearhart?  YES *NO per city*
2. Are you own property in Gearhart? YES  NO *(\* number)*
3.  YES  NO Are you in support of a new Emergency Response & Resiliency Station in Gearhart?

4. Taking into account emergency preparedness, proximity to respond, cost, and other pertinent info presented, **please rank in order 1-3** (1 being the best location) which concept/location you believe would *best serve* the needs of our community:

Concept A: Gearhart Park Station, rank: 1

Concept B: Pacific Way Station (current location), rank: 3

Concept C: High Point Station, rank: 2

5. Please provide detailed feedback on why you ranked the locations as you did and provide any other ideas or feedback you wish to help the process moving forward: I

Believe the park is a more viable  
option for cost reasons and the  
fact the land is virtually level already

6. Regarding funding, are you supportive of a bond?  YES  NO

7.  YES  NO Regarding funding, would you like to see private donations\* to help cover costs?

*\*If Yes, please provide name and contact information for anyone who may be interested, and the City will reach out.*

**Thank you for your feedback! Your opinion is very important to this process.**

**Disclaimer:** The results of this feedback form are for informational purposes only and do not constitute a vote of any kind. This feedback information will be provided to the city council and will result in a summary report available to the public. The city council may then choose to vote on putting a new station on a future ballot for a public vote of citizens, seek more information, or do nothing.

WF (K)  
3/14

1. Are you a registered voter of Gearhart? YES  NO
2. Are you own property in Gearhart?  YES  NO
3. Are you in support of a new Emergency Response & Resiliency Station in Gearhart?  
 YES  NO

4. Taking into account emergency preparedness, proximity to respond, cost, and other pertinent info presented, **please rank in order 1-3** (1 being the best location) which concept/location you believe would *best serve* the needs of our community:

Concept A: Gearhart Park Station, rank: 3

Concept B: Pacific Way Station (current location), rank: 1

Concept C: High Point Station, rank: 2

5. Please provide detailed feedback on why you ranked the locations as you did and provide any other ideas or feedback you wish to help the process moving forward: \_\_\_\_\_  
 \_\_\_\_\_  
 \_\_\_\_\_

6. Regarding funding, are you supportive of a bond?  YES  NO


7. Regarding funding, would you like to see private donations\* to help cover costs?

YES  NO

*\*If Yes, please provide name and contact information for anyone who may be interested, and the City will reach out.*

**Thank you for your feedback! Your opinion is very important to this process.**

**Disclaimer:** The results of this feedback form are for informational purposes only and do not constitute a vote of any kind. This feedback information will be provided to the city council and will result in a summary report available to the public. The city council may then choose to vote on putting a new station on a future ballot for a public vote of citizens seek more information, or do nothing.



1. Are you a registered voter of Gearhart? YES  NO
2. Are you own property in Gearhart?  YES  NO *n/a*
3. Are you in support of a new Emergency Response & Resiliency Station in Gearhart?  YES  NO

4. Taking into account emergency preparedness, proximity to respond, cost, and other pertinent info presented, **please rank in order 1-3** (1 being the best location) which concept/location you believe would *best serve* the needs of our community:

Concept A: Gearhart Park Station, rank: 2

Concept B: Pacific Way Station (current location), rank: 3

Concept C: High Point Station, rank: 1

5. Please provide detailed feedback on why you ranked the locations as you did and provide any other ideas or feedback you wish to help the process moving forward: \_\_\_\_\_

Height of location

6. Regarding funding, are you supportive of a bond?  YES  NO

7. Regarding funding, would you like to see private donations\* to help cover costs?

YES  NO

*\*If Yes, please provide name and contact information for anyone who may be interested, and the City will reach out.*

?

**Thank you for your feedback! Your opinion is very important to this process.**

**Disclaimer:** The results of this feedback form are for informational purposes only and do not constitute a vote of any kind. This feedback information will be provided to the city council and will result in a summary report available to the public. The city council may then choose to vote on putting a new station on a future ballot for a public vote of citizens, seek more information, or do nothing.

*WJF*

1. Are you a registered voter of Gearhart? YES  NO
2. Are you own property in Gearhart?  YES  NO
3. Are you in support of a new Emergency Response & Resiliency Station in Gearhart?  
YES  NO

4. Taking into account emergency preparedness, proximity to respond, cost, and other pertinent info presented, **please rank in order 1-3** (1 being the best location) which concept/location you believe would *best serve* the needs of our community:

Concept A: Gearhart Park Station, rank: \_\_\_\_\_

Concept B: Pacific Way Station (current location), rank: X

Concept C: High Point Station, rank: \_\_\_\_\_

5. Please provide detailed feedback on why you ranked the locations as you did and provide any other ideas or feedback you wish to help the process moving forward: \_\_\_\_\_

6. Regarding funding, are you supportive of a bond? YES  NO
7. Regarding funding, would you like to see private donations\* to help cover costs?  
YES  NO

*\*If Yes, please provide name and contact information for anyone who may be interested, and the City will reach out.*

**Thank you for your feedback! Your opinion is very important to this process.**

**Disclaimer:** The results of this feedback form are for informational purposes only and do not constitute a vote of any kind. This feedback information will be provided to the city council and will result in a summary report available to the public. The city council may then choose to vote on putting a new station on a future ballot for a public vote of citizens, seek more information, or do nothing.

WJ (K) 2/7

1. Are you a registered voter of Gearhart? YES  NO
2. Are you own property in Gearhart?  YES  NO
3. Are you in support of a new Emergency Response & Resiliency Station in Gearhart?  YES  NO
4. Taking into account emergency preparedness, proximity to respond, cost, and other pertinent info presented, **please rank in order 1-3** (1 being the best location) which concept/location you believe would *best serve* the needs of our community:

Concept A: Gearhart Park Station, rank: 3

Concept B: Pacific Way Station (current location), rank: ✓ 1

Concept C: High Point Station, rank: 2

5. Please provide detailed feedback on why you ranked the locations as you did and provide any other ideas or feedback you wish to help the process moving forward: \_\_\_\_\_

I am not sure of 2 & 3 locations  
Number 1 seems to be in convenient  
location


6. Regarding funding, are you supportive of a bond? YES  NO
7. Regarding funding, would you like to see private donations\* to help cover costs?  YES  NO

\*If Yes, please provide name and contact information for anyone who may be interested, and the City will reach out.

I do not wish to do that!

**Thank you for your feedback! Your opinion is very important to this process.**

**Disclaimer:** The results of this feedback form are for informational purposes only and do not constitute a vote of any kind. This feedback information will be provided to the city council and will result in a summary report available to the public. The city council may then choose to vote on putting a new station on a future ballot for a public vote of citizens. seek more information, or do nothing.



- 1. Are you a registered voter of Gearhart? YES  NO
- 2. Are you own property in Gearhart? YES  NO
- 3. Are you in support of a new Emergency Response & Resiliency Station in Gearhart?  
YES  NO
- 4. Taking into account emergency preparedness, proximity to respond, cost, and other pertinent info presented, **please rank in order 1-3** (1 being the best location) which concept/location you believe would *best serve* the needs of our community:

Concept A: Gearhart Park Station, rank: 2

Concept B: Pacific Way Station (current location), rank: 1


Concept C: High Point Station, rank: 3

- 5. Please provide detailed feedback on why you ranked the locations as you did and provide any other ideas or feedback you wish to help the process moving forward: \_\_\_\_\_  
CURRENT LOCATION IS GOOD AND LOOKS RIGHT

- 6. Regarding funding, are you supportive of a bond? YES  NO
- 7. Regarding funding, would you like to see private donations\* to help cover costs?  
YES  NO

\*If Yes, please provide name and contact information for anyone who may be interested, and the City will reach out.

**Thank you for your feedback! Your opinion is very important to this process.**  
**Disclaimer:** The results of this feedback form are for informational purposes only and do not constitute a vote of any kind. This feedback information will be provided to the city council and will result in a summary report available to the public. The city council may then choose to vote on putting a new station on a future ballot for a public vote of citizens, seek more information, or do nothing.





~~4/11~~

EMAIL: None!! BEST LOCATION: \_\_\_\_\_

1. Are you a registered voter of Gearhart?  YES  NO

2. Are you own property in Gearhart?  YES  NO

3. Are you in support of a new Emergency Response & Resiliency Station in Gearhart?  
YES  ?  NO

4. Taking into account emergency preparedness, proximity to respond, cost, and other pertinent info presented, **please rank in order 1-3** (1 being the best location) which concept/location you believe would *best serve* the needs of our community:

Concept A: Gearhart Park Station, rank: 3

Concept B: Pacific Way Station (current location), rank: 2

Concept C: High Point Station, rank: 1

5. Please provide detailed feedback on why you ranked the locations as you did and provide any other ideas or feedback you wish to help the process moving forward:

Notake  
away the only ocean view park is nuts #3  
2 & 1 are both winners

6. Regarding funding, are you supportive of a bond? YES   NO

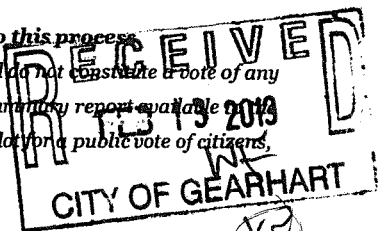
7. Regarding funding, would you like to see private donations\* to help cover costs?  
 YES  NO

\*If Yes, please provide name and contact information for anyone who may be interested, and the City will reach out.

Mr. Boyle

**Thank you for your feedback! Your opinion is very important to this process.**

**Disclaimer:** The results of this feedback form are for informational purposes only and do not constitute a vote of any kind. This feedback information will be provided to the city council and will result in a summary report available to the public. The city council may then choose to vote on putting a new station on a future ballot for a public vote of citizens, seek more information, or do nothing.



14

Put NO (can't leave blank)

Put address

more details on lot prices & cost

EMAIL: \_\_\_\_\_

BEST PHONE# \_\_\_\_\_

1. Are you a registered voter of Gearhart? YES  NO
2. Are you own property in Gearhart?  YES NO
3. Are you in support of a new Emergency Response & Resiliency Station in Gearhart?  
YES NO
4. Taking into account emergency preparedness, proximity to respond, cost, and other pertinent info presented, **please rank in order 1-3** (1 being the best location) which concept/location you believe would *best serve* the needs of our community:

Concept A: Gearhart Park Station, rank: 3

Concept B: Pacific Way Station (current location), rank: 1

Concept C: High Point Station, rank: 2

5. Please provide detailed feedback on why you ranked the locations as you did and provide any other ideas or feedback you wish to help the process moving forward: The Park is a beautiful undeveloped gathering place. Why mess it up?

6. Regarding funding, are you supportive of a bond?  YES NO

7. Regarding funding, would you like to see private donations\* to help cover costs?  
YES  NO

\*If Yes, please provide name and contact information for anyone who may be interested, and the City will reach out.

**Thank you for your feedback! Your opinion is very important to this process.**

**Disclaimer:** The results of this feedback form are for informational purposes only and do not constitute a vote of any kind. This feedback information will be provided to the city council and will result in a summary report available to the public. The city council may then choose to vote on putting a new station on a future ballot for a public vote of citizens, seek more information, or do nothing.



1. Are you a registered voter of Gearhart? YES NO **NO**
2. Are you own property in Gearhart? **YES** NO
3. Are you in support of a new Emergency Response & Resiliency Station in Gearhart?  
YES NO *Depends on cost and location*
4. Taking into account emergency preparedness, proximity to respond, cost, and other pertinent info presented, **please rank in order 1-3** (1 being the best location) which concept/location you believe would *best serve* the needs of our community:

Concept A: Gearhart Park Station, rank: NO

Concept B: Pacific Way Station (current location), rank: 2

Concept C: High Point Station, rank: 1

5. Please provide detailed feedback on why you ranked the locations as you did and provide any other ideas or feedback you wish to help the process moving forward: \_\_\_\_\_

*See attached statement*  
\_\_\_\_\_  
\_\_\_\_\_

6. Regarding funding, are you supportive of a bond? YES **NO**

7. **YES** **NO** Regarding funding, would you like to see private donations\* to help cover costs?

*\*If Yes, please provide name and contact information for anyone who may be interested, and the City will reach out.*

*GoFundMe*

**Thank you for your feedback! Your opinion is very important to this process.**

**Disclaimer:** The results of this feedback form are for informational purposes only and do not constitute a vote of any kind. This feedback information will be provided to the city council and will result in a summary report available to the public. The city council may then choose to vote on putting a new station on a future ballot for a public vote of citizens, seek more information, or do nothing.

*2/20 WFP*  
**PAID**

February 5, 2019

## Gearhart Tsunami Response

Imagine the earth shaking and the tsunami siren going off. Does our current city leaders want volunteers and residents to run toward the ocean? How foolish can that be?

Does the city of Gearhart want to upgrade the current firehouse OR does it really want to prepare for a tsunami? Who would not support a renovation of the current firehouse for safety upgrades? Is the city using the fear of a catastrophe to obtain funding for a new firehouse? if so, it is sure to fail. Moving the firehouse anywhere in the tsunami evacuation zone is ridiculous and a waste of money.

It doesn't matter if 3 years have been spent coming up with 3 locations, when the choices are all in the tsunami zone and will not survive the worse case scenario of an extra large wave. What a waste of 6 to 11+ million dollars if an large or extra large tidal wave hits the coast. A large wave will destroy 40-80% of Gearhart homes. It will take 1-3 years to restore sewer & water. Septic systems will be affected with the earth & water movement. There is no fact that the water will subside in 3 hours as the mayor claims. 10 feet of water will cover city hall and the current station and the committee wants us to head toward the ocean? So unless volunteers live on Gin Ridge or Ocean Avenue they are not going to be able to get to and from a park location. An extra large wave of 75 feet will breach the dunes and none of the locations will be safe. It is simply ridiculous to waste money and move the firehouse closer to the ocean or anywhere in the zone where supplies, responders and residents cannot get to and from..

Oregon needs a state wide plan for evacuation on the coast and response for all communities. it makes sense to take state, federal and community dollars to head for the hills and build safe zones east of 101. It doesn't make sense for Gearhart to take on 6-11+ million expense for a move that most likely will not work with in the current evacuation zone. Medical supplies, food and water can be stored where there is NO threat of tidal water. There will be time for everyone to head east away from the ocean. Yes, it is expensive for roads and new infrastructure, but it is more expensive & a total waste of money to spend it on a location that responders can not get to and from.

Though the city treats removing the restrictions on the deed to the park as an administrative task, It is immoral for the City of Gearhart to do so. The city will never get a donation of land in the future if it agrees to accept a gift for the use of a property and later decides it no longer matters. So what kind of city leaders does Gearhart have and what do they want to leave as their legacy?

Since no one knows when and how large a tsunami will hit, Gearhart has to prepare for the worst case scenario of an extra large wave. All 3 of the proposed locations are unacceptable if the goal is to survive and respond to a tsunami. A state wide plan with state, federal and city funding needs to address the tsunami threat to respond, store supplies, manage, and evacuate to land OUTSIDE of the tsunami zone.

if the city simply wants to upgrade the firehouse, lets do that while a city/state wide smart plan can be developed for a tsunami.

- 1. Are you a registered voter of Gearhart? YES  NO
- 2. Are you own property in Gearhart? YES  NO
- 3. Are you in support of a new Emergency Response & Resiliency Station in Gearhart?  
YES  NO
- 4. Taking into account emergency preparedness, proximity to respond, cost, and other pertinent info presented, **please rank in order 1-3** (1 being the best location) which concept/location you believe would *best serve* the needs of our community:

Concept A: Gearhart Park Station, rank: 41

Concept B: Pacific Way Station (current location), rank: NO

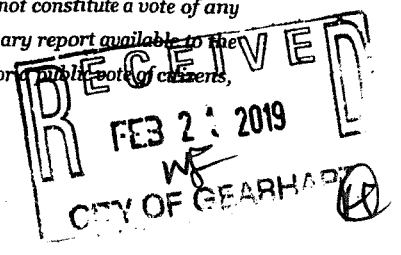
Concept C: High Point Station, rank: NO

- 5. Please provide detailed feedback on why you ranked the locations as you did and provide any other ideas or feedback you wish to help the process moving forward: \_\_\_\_\_  
See attached  
\_\_\_\_\_  
\_\_\_\_\_

- 6. Regarding funding, are you supportive of a bond? YES  NO
- 7. Regarding funding, would you like to see private donations\* to help cover costs?  
YES  NO  \*If Yes, please provide name and contact information for anyone who may be interested, and the City will reach out.  
\_\_\_\_\_

**Thank you for your feedback! Your opinion is very important to this process.**

**Disclaimer:** The results of this feedback form are for informational purposes only and do not constitute a vote of any kind. This feedback information will be provided to the city council and will result in a summary report available to the public. The city council may then choose to vote on putting a new station on a future ballot for a public vote of citizens, seek more information, or do nothing.



## Comments on firehouse relocation

After looking and listening to all that is on the WEB site, I assess the matter as below:

- 1) A new firehouse would be nice to have. It could be a little more functional
- 2) The earthquake/ tsunami scenario and emphasis at this time facilitates the need for a new structure. If one goes for a new fire house, it is a no-brainer that it be built at 50'
- 3) I have read Bonnie Henderson's book "Tsunami". Excellent! Based on what we now know, the first things that should be elevated are schools to save children's' lives and medical facilities which people could go to,
- 4) The **immediate benefit** of an elevated fire station staffed by volunteers is not obvious. Most firefighters will be struggling with their own families' situations. The fire station maybe standing, but many or most will not be able to get to it (water, roadways damaged or blocked, etc.) Likewise, even if you could roll out engines, would they be able to get anywhere? With need everywhere, where would they go first? Would the communications networks still be operating to coordinate and direct?
- 5) If structures catch on fire due to ruptured gas lines, they will most likely burn down. How to get to them would be a problem. There may not be a viable water source because of the earthquake.
- 6) Within 3 days, the advantage of a surviving station and engines would start to be apparent. Engines might be able to get around. Crews could work to restore roads and access to residences. Emergency supplies could be distributed. People could be transported to medical care.
- 7) I do not agree with my friend Matt's statement that this would save lives. Based on my comments above, I believe that this is an over-reach.

Given the above, I would favor the strategy. I just think that everyone has to be realistic about the benefits.

I find it odd that neither the City nor the County is requiring earthquake valves on all gas service entrances. These are not new, and I understand that they have improved in design. I am President of the Clubhouse Greens Management Corp. We are unable to require retrofits, as the City or County has not required it.



*Handwritten signature: J. Allen ...*

1. Are you a registered voter of Gearhart? YES  NO
2. Do you own property in Gearhart? YES  NO
3. Are you in support of a new Emergency Response & Resiliency Building in Gearhart? YES  NO
4. Taking into account emergency preparedness, proximity to respond, cost, and other pertinent info presented, **please rank in order 1-3** (1 being the best location) which concept/location you believe would *best serve* the needs of our community:

Location A: Gearhart Park Station, rank: 3

Location B: Pacific Way Station (current location), rank: 1

Location C: High Point Station, rank: 2

5. Please provide detailed feedback on why you ranked the locations as you did and provide any other ideas or feedback you wish to help the process moving forward: \_\_\_\_\_

*Please let us be realistic and fiscally responsible see attached -*

6. In regard to funding, are you supportive of a bond? YES  NO
7. In regard to funding, would you like to see private donations\* to help cover costs?

YES

NO

*\*If Yes, please provide name and contact information for anyone who may be interested, and the City will reach out.*

**Thank you for your feedback! Your opinion is very important to this process.**

**Disclaimer:** The results of this feedback form are for informational purposes only and do not constitute a vote of any kind. This feedback information will be provided to the city council and will result in a summary report available to the public. The city council may then choose to vote on putting a new station on a future ballot for a public vote of citizens, seek more information, or do nothing.

*WJ*

April 20, 2019

Please let us be realistic and fiscally responsible.

The high point station may have the emotional appeal of taking the high ground, but in my opinion, it doesn't make good sense.

We will want to protect valuable equipment and emergency supplies, but when the Big One floods, no one is going to be able to move from any of the three Stations, until the water has subsided.

I favor the present Pacific Way Station for many reasons:

Cost; Why pay high dollars for residential property that will take it off of the Gearhart tax rolls.

Delays; The high point property is zoned residential and, therefore, will require a zone change.

Legal; Issues with the property that could cause costly problems and delays.

Congestion; There is high pedestrian and vehicular traffic at the high point location related to the condominiums, the golf course, and the hotel/restaurant. This could cause problems with emergency vehicles exiting rapidly and noise.

Pacific Way location; The present station is located in a quiet non-residential central location of Gearhart. What does the city plan to do with this property if the fire station is moved? I hope not commercial development.

I would support Gearhart building a state-of-the-art Tsunami proof Fire House and municipal office building at the present Pacific way location.



1. Are you a registered voter of Gearhart? YES  NO
2. Are you own property in Gearhart? YES  NO  *W*
3. Are you in support of a new Emergency Response & Resiliency Station in Gearhart? YES  NO

4. Taking into account emergency preparedness, proximity to respond, cost, and other pertinent info presented, **please rank in order 1-3** (1 being the best location) which concept/location you believe would *best serve* the needs of our community:

Concept A: Gearhart Park Station, rank: 3

Concept B: Pacific Way Station (current location), rank: 1

Concept C: High Point Station, rank: 2

5. Please provide detailed feedback on why you ranked the locations as you did and provide any other ideas or feedback you wish to help the process moving forward: The current location is ideal, has easy access to all of Gearhart. Reconstruction on its present site would have the least community impact in terms of cost (the land is already -

6. Regarding funding, are you supportive of a bond? YES  NO

7. Regarding funding, would you like to see private donations\* to help cover costs? YES  NO

\*If Yes, please provide name and contact information for anyone who may be interested, and the City will reach out.

**Thank you for your feedback! Your opinion is very important to this process.**

**Disclaimer:** The results of this feedback form are for informational purposes only and do not constitute a vote of any kind. This feedback information will be provided to the city council and will result in a summary report available to the public. The city council may then choose to vote on putting a new station on a future ballot for a public vote of citizens, seek more information, or do nothing.

*WF*  *2/23*

owned), the least disruption of the community. Option A would be the worst possible choice. It would be robbing the community of Gearhart of its people's park — not everyone has access to a wonderful ocean view or presence to Gearhart. This park should be preserved as the highest priority to guarantee availability to this place of tranquility to the large number of people who use it on a frequent basis.

1. Are you a registered voter of Gearhart? YES  NO
2. Are you own property in Gearhart? YES  NO
3. Are you in support of a new Emergency Response & Resiliency Station in Gearhart?  
YES  NO
4. Taking into account emergency preparedness, proximity to respond, cost, and other pertinent info presented, **please rank in order 1-3** (1 being the best location) which concept/location you believe would *best serve* the needs of our community:

Concept A: Gearhart Park Station, rank: 3

Concept B: Pacific Way Station (current location), rank: 1

Concept C: High Point Station, rank: 2

5. Please provide detailed feedback on why you ranked the locations as you did and provide any other ideas or feedback you wish to help the process moving forward: The current location is ideal, has easy access to all of Gearhart. Reconstruction on its present site would have the least community impact in terms of cost (the land is already -
6. Regarding funding, are you supportive of a bond? YES  NO
7. Regarding funding, would you like to see private donations\* to help cover costs?  
YES  NO  \*If Yes, please provide name and contact information for anyone who may be interested, and the City will reach out.

**Thank you for your feedback! Your opinion is very important to this process.**

**Disclaimer:** The results of this feedback form are for informational purposes only and do not constitute a vote of any kind. This feedback information will be provided to the city council and will result in a summary report available to the public. The city council may then choose to vote on putting a new station on a future ballot for a public vote of citizens, seek more information, or do nothing.

WF (K) 2/28

owned), the least disruption of the community. Option A would be the worst possible choice. It would be robbing the community of Gearhart of its people's park — not everyone has access to a wonderful ocean view or presence to Gearhart. This park should be preserved as the highest priority to guarantee availability to this place of tranquility to the large number of people who use it on a frequent basis.

1. Are you a registered voter of Gearhart? YES  NO
2. Are you own property in Gearhart? YES  NO  n/a
3. Are you in support of a new Emergency Response & Resiliency Station in Gearhart? YES  NO

4. Taking into account emergency preparedness, proximity to respond, cost, and other pertinent info presented, **please rank in order 1-3** (1 being the best location) which concept/location you believe would *best serve* the needs of our community:

per email  
3/8

Concept A: Gearhart Park Station, rank: <sup>2</sup> 3

Concept B: Pacific Way Station (current location), rank: <sup>3</sup> 3 see attached letter

Concept C: High Point Station, rank: <sup>1</sup> 3

5. Please provide detailed feedback on why you ranked the locations as you did and provide any other ideas or feedback you wish to help the process moving forward:

Please see attached letter. Del Rey Beach Rd  
appears to be the best location.

6. Regarding funding, are you supportive of a bond? YES  NO

7. Regarding funding, would you like to see private donations\* to help cover costs? YES  NO

sell non-relevant property to delay costs.

\*If Yes, please provide name and contact information for anyone who may be interested, and the City will reach out.

**Thank you for your feedback! Your opinion is very important to this process.**

**Disclaimer:** The results of this feedback form are for informational purposes only and do not constitute a vote of any kind. This feedback information will be provided to the city council and will result in a summary report available to the public. The city council may then choose to vote on putting a new station on a future ballot for a public vote of citizens, seek more information, or do nothing.

WJH  
3/11

March 3, 2019

Ms. Nancy Herpers,  
GHA President  
PO Box 2545  
Gearhart, OR 97138

Dear Ms. Herpers:

Please accept my appreciation to the committee for all of its work and for accepting comments from all tax payers. Because I have not been part of the discussions, I am hesitant to offer comments; I am likely not as informed as I'd like to be. But since you asked...

Based on what I've read, it appears to me that the Del Rey Beach Access Rd. would be a better location than any of the three sites currently being promoted.

- The cost of land acquisition for two of the three sites being promoted seems to possibly double the cost of estimates provided. Del Rey Beach Access Rd. land acquisition costs seem to be lower than those costs associated with the three sites being promoted.
- Because of the more remote location, siting the complex on Del Rey Beach Rd could reduce the architectural and landscape costs. Citing the facility close to a residential area understandably drives the need for an aesthetically pleasing and well landscaped facility. A more remote location could reduce these costs.
- It appears the Del Rey Beach site was eliminated because of its distance from the center of town/majority population. I suggest this site should still be considered. Frankly, if residents near Del Rey Beach can be asked to wait for emergency service to arrive from the center of town, then the reverse should be true. A life is a life.
- I wonder if instead of asking taxpayers to pay this additional expense, has selling any of the "undesirable sites" (east of Hwy 26, I believe) or any other City-owned property been considered to offset some expenses?

Therefore, given the information I have currently, it makes sense to me that the Del Rey Beach Access Rd. location be reconsidered because the land acquisition and construction costs are lower, proximity to a minority but no less important part of our population, and because run time to the center of town is acceptable (because the run time in the reverse direction is deemed acceptable.)

Also, it appears that because the land acquisition costs could be so high, land acquisition costs should be delineated in all the plans before a site is selected.

Again, I appreciate all the work you and the other members of the committee have done on this very important and historic decision. Please contact me for questions you may have.

Sincerely,

A handwritten signature in black ink, appearing to be "Johnston", is written over a vertical line that runs down the page.



Krysti Ficker <krysti@cityofgearhart.com>

**Form submission from: New Emergency Response & Resiliency Station**

City of Gearhart Oregon via City of Gearhart Oregon <info@ci.gearhart.or.us>  
Reply To: krysti.ficker@cityofgearhart.com

Thu, Apr 11, 2019 at 2:15 PM

Sub 9 - 2:15pm  
Sub 16.64.18  
Sub

Firs  
Las  
Mail  
Phy  
Em:

*not per City*

Best Phone:

Are you a registered voter of Gearhart? Yes

Do you own property in Gearhart? No

Are you in support of a new Emergency Response & Resiliency Building in Gearhart? Yes

Which location would you rank as your #1 choice: Concept A: Gearhart Park Station

Which location would you rank as your #2 choice: Concept A: Gearhart Park Station

Which location would you rank as your #3 choice: Concept A: Gearhart Park Station

Feedback and additional info? I think that with cost and planning many of the other places will increase taxes and build time. we are in need not only for the local volunteers but for the community to continue to be safe and be prepared for future events/disasters

Regarding funding, are you supportive of a bond? Yes

Regarding funding, would you like to see private donations to help cover costs? No

Donation contact info:

Would you like to stay updated via email on the new station and other important city issues? No

The results of this submission may be viewed at:  
<https://www.cityofgearhart.com/node/3741/submission/12481>



Are you a registered voter of Gearhart? No

Do you own property in Gearhart? Yes ~~Yes~~ No

Are you in support of a new Emergency Response & Resiliency Building in Gearhart? No

Which location would you rank as your #1 choice: Concept B: Pacific Way Station (Current Location)

Which location would you rank as your #2 choice: Concept A: Gearhart Park Station

Which location would you rank as your #3 choice: Concept C: High Point Station

Feedback and additional info? The High Point Station is ridiculously invasive to the neighborhood (one of Gearhart's oldest) regardless of how much the facility is designed to blend in. Likely to have a huge impact on property values and potentially drawing a takings lawsuit.

Regarding funding, are you supportive of a bond? No

Regarding funding, would you like to see private donations to help cover costs? Yes

Donation contact info: I would donate money for sites other than the High Point Station

Would you like to stay updated via email on the new station and other important city issues? Yes ✓

The results of this submission may be viewed at:

<https://www.cityofgearhart.com/node/3741/submission/6431>

- ✓ Are you a registered voter of Gearhart? No
- Do you own property in Gearhart? No
- ✓ Are you in support of a new Emergency Response & Resiliency Building in Gearhart? Yes
- Which location would you rank as your #1 choice: Concept B: Pacific Way Station (Current Location)
- Which location would you rank as your #2 choice: Concept C: High Point Station
- Which location would you rank as your #3 choice: Concept A: Gearhart Park Station
- Feedback and additional info? N/A
- Regarding funding, are you supportive of a bond? Yes
- Regarding funding, would you like to see private donations to help cover costs? Yes
- Donation contact info:

The results of this submission may be viewed at:  
<https://www.cityofgearhart.com/node/3741/submission/5171>

Are you a registered voter of Gearhart? No

Do you own property in Gearhart? No

Are you in support of a new Emergency Response & Resiliency Building in Gearhart? Yes

Which location would you rank as your #1 choice: Concept C: High Point Station

Which location would you rank as your #2 choice: Concept A: Gearhart Park Station

Which location would you rank as your #3 choice: Concept B: Pacific Way Station (Current Location)

Feedback and additional info?

1) It makes no sense to make this investment in the current (lowest) option with a potential earthquake and tsunami in the future,

2) The park is higher but an asset to the community for its recreation, views, social gatherings and beauty as an open space.

3) The High point makes the most common sense: a) Highest b) Near commercial development that could be a close asset if it survived a disaster.

4) Everything has a cost.

Regarding funding, are you supportive of a bond? Yes

Regarding funding, would you like to see private donations to help cover costs? Yes

Donation contact info:

The results of this submission may be viewed at:

<https://www.cityofgearhart.com/node/3741/submission/5751>

Are you a registered voter of Gearhart? No

Do you own property in Gearhart? No

Are you in support of a new Emergency Response & Resiliency Building in Gearhart? Yes

Which location would you rank as your #1 choice: Concept C: High Point Station

Which location would you rank as your #2 choice: Concept A: Gearhart Park Station

Which location would you rank as your #3 choice: Concept B: Pacific Way Station (Current Location)

Feedback and additional info?

1) It makes no sense to make this investment in the current (lowest) option with a potential earthquake and tsunami in the future,

2) The park is higher but an asset to the community for its recreation, views, social gatherings and beauty as an open space.

3) The High point makes the most common sense: a) Highest b) Near commercial development that could be a close asset if it survived a disaster.

4) Everything has a cost.

Regarding funding, are you supportive of a bond? Yes

Regarding funding, would you like to see private donations to help cover costs? Yes

Donation contact info:

The results of this submission may be viewed at:

<https://www.cityofgearhart.com/node/3741/submission/5761>

*\* Prof.*

Are you a registered voter of Gearhart? No

Do you own property in Gearhart? Yes

Are you in support of a new Emergency Response & Resiliency Building in Gearhart? Yes

Which location would you rank as your #1 choice: Concept B: Pacific Way Station (Current Location)

Which location would you rank as your #2 choice: Concept A: Gearhart Park Station

Which location would you rank as your #3 choice: Concept C: High Point Station

Feedback and additional info?

The home we own in Gearhart is located in the lot next to the proposed High Point location. On the north side.

Regarding funding, are you supportive of a bond? Yes

Regarding funding, would you like to see private donations to help cover costs? No

Donation contact info:

Would you like to stay updated via email on the new station and other important city issues? Yes

The results of this submission may be viewed at:

<https://www.cityofgearhart.com/node/3741/submission/5901>

Are you a registered voter of Gearhart? No

Do you own property in Gearhart? Yes

Are you in support of a new Emergency Response & Resiliency Building in Gearhart? Yes

Which location would you rank as your #1 choice: Concept C: High Point Station

Which location would you rank as your #2 choice: Concept B: Pacific Way Station (Current Location)

Which location would you rank as your #3 choice: Concept A: Gearhart Park Station

Feedback and additional info? I would prefer to see something N of or on Gearhart Loop. Or off Hwy 101 between 5th and Gearhart Loop Rd. Neither Gearhart Park Station or the current location seem like good choices to me.

Regarding funding, are you supportive of a bond? Yes

Regarding funding, would you like to see private donations to help cover costs? No

Donation contact info: Go Fund Me's have been started for crazier things. There's some serious money in GH, including off Highlands. Probably should consider a more northern location if the majority of the funds could come from multi-Million dollar homes.

The results of this submission may be viewed at:

<https://www.cityofgearhart.com/node/3741/submission/5621>

Best phone: (800) 671-1007

Are you a registered voter of Gearhart? No

Do you own property in Gearhart? Yes

Are you in support of a new Emergency Response & Resiliency Building in Gearhart? Yes

Which location would you rank as your #1 choice: Concept C: High Point Station

Which location would you rank as your #2 choice: Concept B: Pacific Way Station (Current Location)

Which location would you rank as your #3 choice: Concept A: Gearhart Park Station

Feedback and additional info?

The Gearhart park should be kept as an open space for non-residents to have a place to play ball. It is the only public open space in Gearhart with a view of the ocean. It should be kept as public open space.

The High Point station is the best location for a new firehouse with it elevated position and central location. The other public buildings nearby are in a similar scale and it will fit in to the architectural mood of Gearhart better than the park station would.

.I attended the meeting this week and was dismayed by the extended long presentation of information. We all expected it was going to be a session for public comments.

Regarding funding, are you supportive of a bond? Yes

Regarding funding, would you like to see private donations to help cover costs? Yes

Donation contact info: Myself

The results of this submission may be viewed at:

<https://www.cityofgearhart.com/node/3741/submission/5551>

Are you a registered voter of Gearhart? No  
Do you own property in Gearhart? Yes *WJA*  
Are you in support of a new Emergency Response & Resiliency Building in Gearhart? Yes  
Which location would you rank as your #1 choice: Concept A: Gearhart Park Station  
Which location would you rank as your #2 choice: Concept B: Pacific Way Station (Current Location)  
Which location would you rank as your #3 choice: Concept C: High Point Station  
Feedback and additional info? na  
Regarding funding, are you supportive of a bond? No  
Regarding funding, would you like to see private donations to help cover costs? Yes  
Donation contact info:

The results of this submission may be viewed at:  
<https://www.cityofgearhart.com/node/3741/submission/5191>



Are you a registered voter of Gearhart? Yes

→ Do you own property in Gearhart? Yes — name not on file w/ TA

Are you in support of a new Emergency Response & Resiliency Building in Gearhart? Yes

Which location would you rank as your #1 choice: Concept C: High Point Station

Which location would you rank as your #2 choice: Concept A: Gearhart Park Station

Which location would you rank as your #3 choice: Concept B: Pacific Way Station (Current Location)

Feedback and additional info? I think the city is doing a great job in providing information and including the public on the decision making.

Regarding funding, are you supportive of a bond? Yes

Regarding funding, would you like to see private donations to help cover costs? Yes

Donation contact info:

Would you like to stay updated via email on the new station and other important city issues? Yes ✓

The results of this submission may be viewed at:

<https://www.cityofgearhart.com/node/3741/submission/6471>

~~Are you a registered voter of Gearhart?~~ No *ma*  
Do you own property in Gearhart? ~~Yes~~  
Are you in support of a new Emergency Response & Resiliency Building in Gearhart? Yes  
Which location would you rank as your #1 choice: Concept C: High Point Station  
Which location would you rank as your #2 choice: Concept A: Gearhart Park Station  
Which location would you rank as your #3 choice: Concept B: Pacific Way Station (Current Location)  
Feedback and additional info? The most important site selection criteria is natural disaster (earthquake, tsunami, etc.) survivability. Don't waste taxpayer money by selecting a site with marginal survivability prospects. Only one site, High Point Station, has an excellent chance of not being flooded. That's the clear choice.  
Regarding funding, are you supportive of a bond? Yes  
Regarding funding, would you like to see private donations to help cover costs? Yes  
Donation contact info:  
Would you like to stay updated via email on the new station and other important city issues? No

The results of this submission may be viewed at:  
<https://www.cityofgearhart.com/node/3741/submission/7041>

—Are you a registered voter of Gearhart? No

—Do you own property in Gearhart? No

Are you in support of a new Emergency Response & Resiliency Building in Gearhart? Yes

Which location would you rank as your #1 choice: Concept B: Pacific Way Station (Current Location)

Which location would you rank as your #2 choice: Concept B: Pacific Way Station (Current Location)

Which location would you rank as your #3 choice: Concept B: Pacific Way Station (Current Location)

Feedback and additional info? Very against the park location. This would destroy the area and I would be DEEPLY disappointed. PLEASE do not build anything over the park.

Regarding funding, are you supportive of a bond? No

Regarding funding, would you like to see private donations to help cover costs? Yes

Donation contact info:

Would you like to stay updated via email on the new station and other important city issues?

The results of this submission may be viewed at:

<https://www.cityofgearhart.com/node/3741/submission/6981>

Are you a registered voter of Gearhart? No

Do you own property in Gearhart? Yes

Are you in support of a new Emergency Response & Resiliency Building in Gearhart? Yes

Which location would you rank as your #1 choice: Concept C: High Point Station

Which location would you rank as your #2 choice: Concept B: Pacific Way Station (Current Location)

Which location would you rank as your #3 choice: Concept A: Gearhart Park Station

Feedback and additional info? The issue I am most concerned about is not being able to vote on whether there is a bond. How many of the homes west of HWY 101 are owned by non residents (vacation homes). I would venture it is a very high percentage.

Regarding funding, are you supportive of a bond? Yes

Regarding funding, would you like to see private donations to help cover costs? Yes

Donation contact info:

Would you like to stay updated via email on the new station and other important city issues? Yes ✓

The results of this submission may be viewed at:

<https://www.cityofgearhart.com/node/3741/submission/7521>

Are you a registered voter of Gearhart? No

Do you own property in Gearhart? No

Are you in support of a new Emergency Response & Resiliency Building in Gearhart? Yes

Which location would you rank as your #1 choice: Concept C: High Point Station

Which location would you rank as your #2 choice: Concept B: Pacific Way Station (Current Location)

Which location would you rank as your #3 choice: Concept A: Gearhart Park Station

Feedback and additional info? I am 92 years old and for over 40 years owned a home in Gearhart. I continue to visit Gearhart and stay with my children at ~~XXXXXXXXXX~~ and have for years enjoyed Pacific Way. I strongly OPPOSE any development of the Park and would be willing to make a contribution to any development for the fire station that does NOT involve the Park. Aside from the legal issues associated with the Park location, I believe the Park provides the views and peace that should NOT be usurped for development and I would welcome supporting any alternative site. Given my age and because I no longer own any property, you may not feel I have any voice, but I feel I can make a sizable contribution to the community if the Park is NOT pursued and I will dedicate my personal resources to opposing any Park development. Thank you for your consideration.

Regarding funding, are you supportive of a bond? Yes

Regarding funding, would you like to see private donations to help cover costs? Yes

Donation contact info: Please contact

for funding that does NOT involve the **PARK**.

Would you like to stay updated via email?

I regarding any request

The results of this submission may be  
<https://www.cityofgearhart.com/node/3>

Are you a registered voter of Gearhart? Yes ~~Yes~~ NO

Do you own property in Gearhart? Yes ~~Yes~~ NO

Are you in support of a new Emergency Response & Resiliency Building in Gearhart? No

Which location would you rank as your #1 choice: Concept B: Pacific Way Station (Current Location)

Which location would you rank as your #2 choice: Concept B: Pacific Way Station (Current Location)

Which location would you rank as your #3 choice: Concept B: Pacific Way Station (Current Location)

Feedback and additional info? At first I thought you were kidding. The idea of floating a bond that will "Only" cost \$200-\$300 per year just so you can have a place to hold your Fourth of July festivities is ludicrous. You are asking us to approve your spending \$20 Million or so on an effort to relocate a Fire Station from one part of a Tsunami Zone to another. This in a city where we have no sewer system. Think that over. You want money to build a "Resiliency Station" (English, do you speak it?) in an area where the US EPA recommended Septic Systems per acre measurement is greatly exceeded. Try working on the problem of Ground Water contamination from septic systems and less about feeding wildlife and this stupid idea.

Regarding funding, are you supportive of a bond? No

Regarding funding, would you like to see private donations to help cover costs? No

Donation contact info: I am willing to donate \$1 to the general fund to explore the reasoning behind why the city of Gearhart refused an offer to tie in to the Seaside Waste Treatment facilities.

Would you like to stay updated via email on the new station and other important city issues? No

The results of this submission may be viewed at:  
<https://www.cityofgearhart.com/node/3741/submission/9251>

Are you a registered voter of Gearhart? No  
Do you own property in Gearhart? Yes

Are you in support of a new Emergency Response & Resiliency Building in Gearhart? Yes

Which location would you rank as your #1 choice: Concept C: High Point Station

Which location would you rank as your #2 choice: Concept A: Gearhart Park Station

Which location would you rank as your #3 choice: Concept B: Pacific Way Station (Current Location)

Feedback and additional info? High Point Station seems best situated to serve the majority of residents. It is the most secure in the event of a major event.

Regarding funding, are you supportive of a bond? Yes

Regarding funding, would you like to see private donations to help cover costs? Yes

Donation contact info:

Would you like to stay in Gearhart and other important city issues? Yes

The results of this survey are available at:  
<https://www.cityofgearhart.com>

10511

Are you a registered voter of Gearhart? No

Do you own property in Gearhart? No

Are you in support of a new Emergency Response & Resiliency Building in Gearhart? Yes

Which location would you rank as your #1 choice: Concept C: High Point Station

Which location would you rank as your #2 choice: Concept A: Gearhart Park Station

Which location would you rank as your #3 choice: Concept B: Pacific Way Station (Current Location)

Feedback and additional info? The highest site possible makes the most sense even if the result is a modest cost increase to the total project. This facility will likely be built to last longer than the current facility and it would be wasteful to potentially have losses due to a XL event with 50' waves etc.

Regarding funding, are you supportive of a bond? Yes

Regarding funding, would you like to see private donations to help cover costs? No

Donation contact info:

Would you like to stay updated via email on the new station and other important city issues? No

The results of this submission may be viewed at:

<https://www.cityofgearhart.com/node/3741/submission/10331>



Are you a registered voter of Gearhart? No

Do you own property in Gearhart? Yes

Are you in support of a new Emergency Response & Resiliency Building in Gearhart? Yes

Which location would you rank as your #1 choice: Concept B: Pacific Way Station (Current Location)

Which location would you rank as your #2 choice: Concept A: Gearhart Park Station

Which location would you rank as your #3 choice: Concept C: High Point Station

Feedback and additional info?

1. Cost

2. Least disruption to current home owners.

Regarding funding, are you supportive of a bond? Yes

Regarding funding, would you like to see private donations to help cover costs? Yes

Donation contact info:

Would you like to stay updated via email on the new station and other important city issues? Yes ✓

The results of this submission may be viewed at:

<https://www.cityofgearhart.com/node/3741/submission/10551>

Are you a registered voter of Gearhart? No

Do you own property in Gearhart? Yes n/a

Are you in support of a new Emergency Response & Resiliency Building in Gearhart? Yes

Which location would you rank as your #1 choice: Concept B: Pacific Way Station (Current Location)

Which location would you rank as your #2 choice: Concept B: Pacific Way Station (Current Location)

Which location would you rank as your #3 choice: Concept B: Pacific Way Station (Current Location)

Feedback and additional info? Several reasons the current location is the only choice for the new fire house. 1. the property is paid for and reduces the cost. 2. The fire station anchors the city location. With all the small shops failing or closing up, we need a central city location anchored by city government, not some other far off location. 4. The Tsunami may be bigger or smaller than forecasted, so what sense does it make to move the building closer to the ocean and the tsunami? If the tsunami is large it will flood the town from the back inlets, but at least the equipment and help can head for higher ground allowing them to service the town in need. If the park or high location are selected they will be islands surrounded by water and no help to getting out and helping the town. The building needs to have fast access to 101. 5. If we know the tsunami is coming, we will all head for the hills and leave any site selected. We have the best chance to save all the equipment from its present location.

Regarding funding, are you supportive of a bond? Yes

Regarding funding, would you like to see private donations to help cover costs? Yes

Donation contact info:

Would you like to stay updated via email on the new station and other important city issues? Yes

The results of this submission may be viewed at:

<https://www.cityofgearhart.com/node/3741/submission/10561>

Best Phone: 3034430000

- Are you a registered voter of Gearhart? No
- Do you own property in Gearhart? Yes *-ma*
- Are you in support of a new Emergency Response & Resiliency Building in Gearhart? Yes
- Which location would you rank as your #1 choice: Concept C: High Point Station
- Which location would you rank as your #2 choice: Concept B: Pacific Way Station (Current Location)
- Which location would you rank as your #3 choice: Concept A: Gearhart Park Station

*chgd*

Feedback and additional info?  
We should not destroy the ambience creative by the park. This park station is the wrong place its for families and children and would create conflicts!

I think you have already made up your mind, but i do not agree with the park station location.

*ngid*

- Regarding funding, are you supportive of a bond? Yes
- Regarding funding, would you like to see private donations to help cover costs? Yes
- Donation contact info: I would contribute \$10,000 if location is not in the park.
- Would you like to stay updated via email on the new station and other important city issues? Yes ✓

The results of this submission may be viewed at:  
<https://www.cityofgearhart.com/node/3741/submission/11111>

*⊗ dup. Sub.*

Are you a registered voter of Gearhart? NO

Do you own property in Gearhart? Yes — *na*

Are you in support of a new Emergency Response & Resiliency Building in Gearhart? Yes

Which location would you rank as your #1 choice: Concept C: High Point Station

Which location would you rank as your #2 choice: Concept B: Pacific Way Station (Current Location)

Which location would you rank as your #3 choice: Concept A: Gearhart Park Station

Feedback and additional info? I believe that High Point offers both more protection from flooding as well as excellent access to the community due to proposed location.

Regarding funding, are you supportive of a bond? Yes

Regarding funding, would you like to see private donations to help cover costs? Yes

Donation contact info: Same as above

Would you like to stay updated via email on the new station and other important city issues? Yes ✓

The results of this submission may be viewed at:

<https://www.cityofgearhart.com/node/3741/submission/11851>

Are you a registered voter of Gearhart? Yes

Do you own property in Gearhart? No

Are you in support of a new Emergency Response & Resiliency Building in Gearhart? Yes

Which location would you rank as your #1 choice: Concept C: High Point Station

Which location would you rank as your #2 choice: Concept B: Pacific Way Station (Current Location)

Which location would you rank as your #3 choice: Concept A: Gearhart Park Station

Feedback and additional info? i have been an emergence responder for over 30 years, also 20 years in OR national guard. our fire station needs to be in the best possible location ( safest,highest ). my main concern is for the unsuported members of this community east of us101. i feel a satlite staiton needs to be on eastside of 101. the park area,in a desaster, will be needed for emergence housing (tent cities ) to support the people that cannot afford a house on the dune....leave the park alone...

Regarding funding, are you supportive of a bond? Yes

Regarding funding, would you like to see private donations to help cover costs? Yes

Donation contact info:

Would you like to stay updated via email on the new station and other important city issues? Yes ✓

The results of this submission may be viewed at:

<https://www.cityofgearhart.com/node/3741/submission/11661>

— Are you a registered voter of Gearhart? No

— Do you own property in Gearhart? No

Are you in support of a new Emergency Response & Resiliency Building in Gearhart? Yes

Which location would you rank as your #1 choice: Concept A: Gearhart Park Station

Which location would you rank as your #2 choice: Concept C: High Point Station

Which location would you rank as your #3 choice: Concept B: Pacific Way Station (Current Location)

Feedback and additional info? None

Regarding funding, are you supportive of a bond? Yes

Regarding funding, would you like to see private donations to help cover costs? No

Donation contact info:

Would you like to stay updated via email on the new station and other important city issues? Yes ✓

The results of this submission may be viewed at:

<https://www.cityofgearhart.com/node/3741/submission/12381>

- Are you a registered voter of Gearhart? No
- Do you own property in Gearhart? No
- Are you in support of a new Emergency Response & Resiliency Building in Gearhart? Yes
- Which location would you rank as your #1 choice: Concept C: High Point Station
- Which location would you rank as your #2 choice: Concept A: Gearhart Park Station
- Which location would you rank as your #3 choice: Concept B: Pacific Way Station (Current Location)
- Feedback and additional info? None
- Regarding funding, are you supportive of a bond? Yes
- Regarding funding, would you like to see private donations to help cover costs? Yes
- Donation contact info:
- Would you like to stay updated via email on the new station and other important city issues? Yes ✓

The results of this submission may be viewed at:  
<https://www.cityofgearhart.com/node/3741/submission/12391>

- Are you a registered voter of Gearhart? No
- Do you own property in Gearhart? No
- Are you in support of a new Emergency Response & Resiliency Building in Gearhart? Yes
- Which location would you rank as your #1 choice: Concept C: High Point Station
- Which location would you rank as your #2 choice: Concept A: Gearhart Park Station
- Which location would you rank as your #3 choice: Concept B: Pacific Way Station (Current Location)
- Feedback and additional info? We just need a new station. As long as it's at a location better than the current one I don't really care where it goes.
- Regarding funding, are you supportive of a bond? Yes
- Regarding funding, would you like to see private donations to help cover costs? Yes
- Donation contact info:
- Would you like to stay updated via email on the new station and other important city issues? No

The results of this submission may be viewed at:  
<https://www.cityofgearhart.com/node/3741/submission/12411>



Best phone: 714-300-0210

Are you a registered voter of Gearhart? No

Do you own property in Gearhart? No

Are you in support of a new Emergency Response & Resiliency Building in Gearhart? Yes

Which location would you rank as your #1 choice: Concept C: High Point Station

Which location would you rank as your #2 choice: Concept A: Gearhart Park Station

Which location would you rank as your #3 choice: Concept B: Pacific Way Station (Current Location)

Feedback and additional info? High Point is the #1 choice due to the fact that it would save a lot of turmoil due to the sensitive nature of the park

Regarding funding, are you supportive of a bond? Yes

Regarding funding, would you like to see private donations to help cover costs? No

Donation contact info:

Would you like to stay updated via email on the new station and other important city issues? No

The results of this submission may be viewed at:

<https://www.cityofgearhart.com/node/3741/submission/12441>

0001100010001100010

— Are you a registered voter of Gearhart? No

— Do you own property in Gearhart? No

Are you in support of a new Emergency Response & Resiliency Building in Gearhart? Yes

Which location would you rank as your #1 choice: Concept C: High Point Station

Which location would you rank as your #2 choice: Concept A: Gearhart Park Station

Which location would you rank as your #3 choice: Concept B: Pacific Way Station (Current Location)

Feedback and additional info? We need a new fire station real bad It's falling apart.

Regarding funding, are you supportive of a bond? Yes

Regarding funding, would you like to see private donations to help cover costs? No

Donation contact info:

Would you like to stay updated via email on the new station and other important city issues? No

The results of this submission may be viewed at:

<https://www.cityofgearhart.com/node/3741/submission/12431>

Are you a registered voter of Gearhart? No  
Do you own property in Gearhart? Yes *na*  
Are you in support of a new Emergency Response & Resiliency Building in Gearhart? No  
Which location would you rank as your #1 choice: Concept B: Pacific Way Station (Current Location)  
Which location would you rank as your #2 choice: Concept C: High Point Station  
Which location would you rank as your #3 choice: Concept A: Gearhart Park Station  
Feedback and additional info? If the park is not demonstratively a significantly safer location I cannot imagine why it would even be an option particularly at the expense of a signature public space.  
Regarding funding, are you supportive of a bond? No  
Regarding funding, would you like to see private donations to help cover costs? Yes  
Donation contact info:

via email on the new station and other important city issues? Yes ✓

may be viewed at:  
[/node/3741/submission/13841](#)

Best Phone:

Are you a registered voter of Gearhart? Yes

Do you own property in Gearhart? Yes

n/a, per mom  
n/a, SP

Are you in support of a new Emergency Response & Resiliency Building in Gearhart? Yes

Which location would you rank as your #1 choice: Concept C: High Point Station

Which location would you rank as your #2 choice: Concept A: Gearhart Park Station

Which location would you rank as your #3 choice: Concept B: Pacific Way Station (Current Location)

Feedback and additional info? Gearhart deserves to have a new, larger fire station!

Regarding funding, are you supportive of a bond? Yes

Regarding funding, would you like to see private donations to help cover costs? Yes

Donation contact info:

Would you like to stay updated via email on the new station and other important city issues? Yes ✓

The results of this submission may be viewed at:

<https://www.cityofgearhart.com/node/3741/submission/14721>

Survey Name:

Are you a registered voter of Gearhart? No

Do you own property in Gearhart? No

Are you in support of a new Emergency Response & Resiliency Building in Gearhart? Yes

Which location would you rank as your #1 choice: Concept C: High Point Station

Which location would you rank as your #2 choice: Concept A: Gearhart Park Station

Which location would you rank as your #3 choice: Concept B: Pacific Way Station (Current Location)

Feedback and additional info? I think the High Point Station would give the most protection.

Regarding funding, are you supportive of a bond? Yes

Regarding funding, would you like to see private donations to help cover costs? Yes

Donation contact info:

Would you like to stay updated via email on the new station and other important city issues? Yes ✓

The results of this submission may be viewed at:

<https://www.cityofgearhart.com/node/3741/submission/14751>

QUESTIONS:

Are you a registered voter of Gearhart? No

Do you own property in Gearhart? No

Are you in support of a new Emergency Response & Resiliency Building in Gearhart? Yes

Which location would you rank as your #1 choice: Concept C: High Point Station

Which location would you rank as your #2 choice: Concept A: Gearhart Park Station

Which location would you rank as your #3 choice: Concept B: Pacific Way Station (Current Location)

Feedback and additional info? The high point property seems to be the least vulnerable location to a tsunami.

Regarding funding, are you supportive of a bond? Yes

Regarding funding, would you like to see private donations to help cover costs? Yes

Donation contact info:

Would you like to stay updated via email on the new station and other important city issues? No

The results of this submission may be viewed at:

<https://www.cityofgearhart.com/node/3741/submission/14761>

Are you a registered voter of Gearhart? No

Do you own property in Gearhart? Yes - *WN*

Are you in support of a new Emergency Response & Resiliency Building in Gearhart? No

Which location would you rank as your #1 choice: Concept B: Pacific Way Station (Current Location)

Which location would you rank as your #2 choice: Concept A: Gearhart Park Station

Which location would you rank as your #3 choice: Concept C: High Point Station

Feedback and additional info? High point is in the middle of a residential area and two houses away from my property. It's an absurd idea. Using the park is also a terrible idea and would ruin the beauty of Gearhart. The current location. Is the only location that makes sense. We have been owners in Gearhart for 10 years. This is all very disappointing. Especially, given that we just bought a new house right next to the high point site and we were not made aware of this proposed plan.

Regarding funding, are you supportive of a bond? No

Regarding funding, would you like to see private donations to help cover costs? Yes

Donation contact info:

The results of this submission may be viewed at:

<https://www.cityofgearhart.com/node/3741/submission/5151>

Are you a registered voter of Gearhart? No

Do you own property in Gearhart? Yes

Are you in support of a new Emergency Response & Resiliency Building in Gearhart? Yes

Which location would you rank as your #1 choice: Concept C: High Point Station

Which location would you rank as your #2 choice: Concept B: Pacific Way Station (Current Location)

Which location would you rank as your #3 choice: Concept A: Gearhart Park Station

Feedback and additional info? We would hate for the existing park to become a fire station and parking lot.

Regarding funding, are you supportive of a bond? Yes

Regarding funding, would you like to see private donations to help cover costs? No

Donation contact info:

The results of this submission may be viewed at:

<https://www.cityofgearhart.com/node/3741/submission/5801>

---





Krysti Ficker <krysti@cityofgearhart.com>

**Form submission from: New Emergency Response & Resiliency Station**

City of Gearhart Oregon via City of Gearhart Oregon <info@ci.gearhart.or.us>

Mon, Apr 29, 2019 at 12:14 PM

Reply-To: City of Gearhart Oregon <info@cityofgearhart.com>

To: kry

Sub - 12:14pm  
Sub 6.64.19  
Sub

Firs  
Las  
Mai hart OR 97138 #6  
✓Phy or. Gearhart OR 97138  
✓Em:  
Bes

*~*  
*Yes - n/a, per city*

Are you a registered voter of Gearhart? Yes

Do you own property in Gearhart? No

Are you in support of a new Emergency Response & Resiliency Building in Gearhart? Yes

Which location would you rank as your #1 choice: Concept C: High Point Station

Which location would you rank as your #2 choice: Concept A: Gearhart Park Station

Which location would you rank as your #3 choice: Concept B: Pacific Way Station (Current Location)

Feedback and additional info? I feel as though highpoint will be the most logical location for The station due to the public not being emotionally attached to the property and the location is ideal for response times it's also large enough and high enough to meet all of our needs

Regarding funding, are you supportive of a bond? Yes

Regarding funding, would you like to see private donations to help cover costs? Yes

Donation contact info:

Would you like to stay updated via email on the new station and other important city issues? Yes ✓

The results of this submission may be viewed at:

<https://www.cityofgearhart.com/node/3741/submission/14491>

1. Are you a registered voter of Gearhart? YES  NO
2. Are you own property in Gearhart?  YES NO
3. Are you in support of a new Emergency Response & Resiliency Station in Gearhart?  
YES NO
4. Taking into account emergency preparedness, proximity to respond, cost, and other pertinent info presented, **please rank in order 1-3** (1 being the best location) which concept/location you believe would *best serve* the needs of our community:

Concept A: Gearhart Park Station, rank: \_\_\_\_\_

Concept B: Pacific Way Station (current location), rank: \_\_\_\_\_

Concept C: High Point Station, rank: \_\_\_\_\_

5. Please provide detailed feedback on why you ranked the locations as you did and provide any other ideas or feedback you wish to help the process moving forward: \_\_\_\_\_

✓ I HAVE NO OPINION.

6. Regarding funding, are you supportive of a bond? YES NO
7. Regarding funding, would you like to see private donations\* to help cover costs?  
YES NO

*\*If Yes, please provide name and contact information for anyone who may be interested, and the City will reach out.*

**Thank you for your feedback! Your opinion is very important to this process.**

**Disclaimer:** The results of this feedback form are for informational purposes only and do not constitute a vote of any kind. This feedback information will be provided to the city council and will result in a summary report available to the public. The city council may then choose to vote on putting a new station on a future ballot for a public vote of citizens, seek more information, or do nothing.

✓

1. Are you a registered voter of Gearhart?  YES  NO
2. Do you own property in Gearhart?  YES  NO
3. Are you in support of a new Emergency Response & Resiliency Building in Gearhart?  
YES  NO

4. Taking into account emergency preparedness, proximity to respond, cost, and other pertinent info presented, **please rank in order 1-3** (1 being the best location) which concept/location you believe would *best serve* the needs of our community:

INS.

Location A: Gearhart Park Station, rank: \_\_\_\_\_

Location B: Pacific Way Station (current location), rank: \_\_\_\_\_

Location C: High Point Station, rank: \_\_\_\_\_

5. Please provide detailed feedback on why you ranked the locations as you did and provide any other ideas or feedback you wish to help the process moving forward: I don't

rank the locations because I strongly object to the building of any new station. Our current facility meets our town's needs very well. Please do not build a new station.

6. In regard to funding, are you supportive of a bond? YES  NO
7. In regard to funding, would you like to see private donations\* to help cover costs?

YES  NO *\*If Yes, please provide name and contact information for anyone who may be interested, and the City will reach out.*

**Thank you for your feedback! Your opinion is very important to this process.**

**Disclaimer:** The results of this feedback form are for informational purposes only and do not constitute a vote of any kind. This feedback information will be provided to the city council and will result in a summary report available to the public. The city council may then choose to vote on putting a new station on a future ballot for a public vote of citizens, seek more information, or do nothing.

✓

1. Are you a registered voter of Gearhart? YES  NO
2. Are you own property in Gearhart? YES  NO
3. Are you in support of a new Emergency Response & Resiliency Station in Gearhart?  
YES  NO
4. Taking into account emergency preparedness, proximity to respond, cost, and other pertinent info presented, **please rank in order 1-3** (1 being the best location) which concept/location you believe would *best serve* the needs of our community:

Concept A: Gearhart Park Station, rank: \_\_\_\_\_

Concept B: Pacific Way Station (current location), rank: \_\_\_\_\_

Concept C: High Point Station, rank: \_\_\_\_\_

11/15/17

5. Please provide detailed feedback on why you ranked the locations as you did and provide any other ideas or feedback you wish to help the process moving forward:

✓ I am not informed enough to contribute an opinion. I am a part time resident. in the future

6. Regarding funding, are you supportive of a bond? YES  NO
7. Regarding funding, would you like to see private donations\* to help cover costs?  
YES  NO

\*If Yes, please provide name and contact information for anyone who may be interested, and the City will reach out.

**Thank you for your feedback! Your opinion is very important to this process.**

**Disclaimer:** The results of this feedback form are for informational purposes only and do not constitute a vote of any kind. This feedback information will be provided to the city council and will result in a summary report available to the public. The city council may then choose to vote on putting a new station on a future ballot for a public vote of citizens, seek more information, or do nothing.

✓

Jan 10 1  
4304

- 1. Are you a registered voter of Gearhart?  YES  NO
- 2. Do you own property in Gearhart?  YES  NO
- 3. Are you in support of a new Emergency Response & Resiliency Building in Gearhart?  
YES  NO
- 4. Taking into account emergency preparedness, proximity to respond, cost, and other pertinent info presented, **please rank in order 1-3** (1 being the best location) which concept/location you believe would *best serve* the needs of our community:

Location A: Gearhart Park Station, rank: \_\_\_\_\_

Location B: Pacific Way Station (current location), rank: \_\_\_\_\_

Location C: High Point Station, rank: \_\_\_\_\_

INS.

- 5. Please provide detailed feedback on why you ranked the locations as you did and provide any other ideas or feedback you wish to help the process moving forward: \_\_\_\_\_

✓ I feel it is a waste of tax payer dollars when there is already a perfectly fine facility. I would rather see the money spent on projects for children.

- 6. In regard to funding, are you supportive of a bond? YES  NO
- 7. In regard to funding, would you like to see private donations\* to help cover costs?  
YES  NO  \*If Yes, please provide name and contact information for anyone who may be interested, and the City will reach out.

**Thank you for your feedback! Your opinion is very important to this process.**

**Disclaimer:** The results of this feedback form are for informational purposes only and do not constitute a vote of any kind. This feedback information will be provided to the city council and will result in a summary report available to the public. The city council may then choose to vote on putting a new station on a future ballot for a public vote of citizens, seek more information, or do nothing.

✓

1. Are you a registered voter of Gearhart?  YES NO

2. Do you own property in Gearhart?  YES NO

3. Are you in support of a new Emergency Response & Resiliency Building in Gearhart?  
YES  NO NOT IN ANY OF THE OPTIONS PRESENTED.

4. Taking into account emergency preparedness, proximity to respond, cost, and other pertinent info presented, **please rank in order 1-3** (1 being the best location) which concept/location you believe would *best serve* the needs of our community: HOWEVER..

NONE OF THESE

Location A: Gearhart Park Station, rank: \_\_\_\_\_

Location B: Pacific Way Station (current location), rank: \_\_\_\_\_

Location C: High Point Station, rank: \_\_\_\_\_

5. Please provide detailed feedback on why you ranked the locations as you did and provide any other ideas or feedback you wish to help the process moving forward: MY SUGGESTION IS TO PUT A NEW EARB ON HWY 101. THERE IS A LARGE PARCEL AVAILABLE ON THE WEST SIDE OF 101.

6. In regard to funding, are you supportive of a bond? YES  NO

7. In regard to funding, would you like to see private donations\* to help cover costs?  
YES  NO \*If Yes, please provide name and contact information for anyone who may be interested, and the City will reach out.

**Thank you for your feedback! Your opinion is very important to this process.**

**Disclaimer:** The results of this feedback form are for informational purposes only and do not constitute a vote of any kind. This feedback information will be provided to the city council and will result in a summary report available to the public. The city council may then choose to vote on putting a new station on a future ballot for a public vote of citizens, seek more information, or do nothing.



1. Are you a registered voter of Gearhart?  YES  NO
2. Do you own property in Gearhart?  YES  NO
3. Are you in support of a new Emergency Response & Resiliency Building in Gearhart?  
 YES  NO

4. Taking into account emergency preparedness, proximity to respond, cost, and other pertinent info presented, **please rank in order 1-3** (1 being the best location) which concept/location you believe would *best serve* the needs of our community:

- Location A: Gearhart Park Station, rank: \_\_\_\_\_
- Location B: Pacific Way Station (current location), rank: \_\_\_\_\_
- Location C: High Point Station, rank: \_\_\_\_\_

I meant to  
 Leave  
 Blank  
 qc

5. Please provide detailed feedback on why you ranked the locations as you did and provide any other ideas or feedback you wish to help the process moving forward: \_\_\_\_\_

*I am not in favor of putting a new fire station in a residential neighborhood. I feel it belongs in a commercial zone.*

6. In regard to funding, are you supportive of a bond?  YES  NO

7. In regard to funding, would you like to see private donations\* to help cover costs?

YES  NO  *\*If Yes, please provide name and contact information for anyone who may be interested, and the City will reach out.*

**Thank you for your feedback! Your opinion is very important to this process.**

*Disclaimer: The results of this feedback form are for informational purposes only and do not constitute a vote of any kind. This feedback information will be provided to the city council and will result in a summary report available to the public. The city council may then choose to vote on putting a new station on a future ballot for a public vote of citizens, seek more information, or do nothing.*



1. Are you a registered voter of Gearhart?      YES                  NO
2. Do you own property in Gearhart?            YES                  NO
3. Are you in support of a new Emergency Response & Resiliency Building in Gearhart?  
YES                  NO
4. Taking into account emergency preparedness, proximity to respond, cost, and other pertinent info presented, **please rank in order 1-3** (1 being the best location) which concept/location you believe would *best serve* the needs of our community:

*None -  
There too close  
to the ocean.  
Go to the  
east side  
of 101.*

Location A: Gearhart Park Station, rank: \_\_\_\_\_  
 Location B: Pacific Way Station (current location), rank: \_\_\_\_\_  
 Location C: High Point Station, rank: \_\_\_\_\_

5. Please provide detailed feedback on why you ranked the locations as you did and provide any other ideas or feedback you wish to help the process moving forward: \_\_\_\_\_  
 \_\_\_\_\_  
 \_\_\_\_\_

6. In regard to funding, are you supportive of a bond?      YES                  NO      *Only if the location is away from the ocean.*
7. In regard to funding, would you like to see private donations\* to help cover costs?  
                                  YES                  NO      *\*If Yes, please provide name and contact information for anyone who may be interested, and the City will reach out.*

**Thank you for your feedback! Your opinion is very important to this process.**

**Disclaimer:** The results of this feedback form are for informational purposes only and do not constitute a vote of any kind. This feedback information will be provided to the city council and will result in a summary report available to the public. The city council may then choose to vote on putting a new station on a future ballot for a public vote of citizens, seek more information, or do nothing.





- 
1. Are you a registered voter of Gearhart?      YES                  NO
  2. Are you own property in Gearhart?            YES                  NO
  3. Are you in support of a new Emergency Response & Resiliency Station in Gearhart?  
YES                  NO
  4. Taking into account emergency preparedness, proximity to respond, cost, and other pertinent info presented, **please rank in order 1-3** (1 being the best location) which concept/location you believe would *best serve* the needs of our community:

Concept A: Gearhart Park Station, rank: \_\_\_\_\_

Concept B: Pacific Way Station (current location), rank: \_\_\_\_\_

Concept C: High Point Station, rank: \_\_\_\_\_

5. Please provide detailed feedback on why you ranked the locations as you did and provide any other ideas or feedback you wish to help the process moving forward: \_\_\_\_\_

*None*

6. Regarding funding, are you supportive of a bond?                  YES                  NO
7. Regarding funding, would you like to see private donations\* to help cover costs?  
YES                  NO

*\*If Yes, please provide name and contact information for anyone who may be interested, and the City will reach out.*

---

**Thank you for your feedback! Your opinion is very important to this process.**

**Disclaimer:** The results of this feedback form are for informational purposes only and do not constitute a vote of any kind. This feedback information will be provided to the city council and will result in a summary report available to the public. The city council may then choose to vote on putting a new station on a future ballot for a public vote of citizens, seek more information, or do nothing.



- 1. Are you a registered voter of Gearhart?  YES  NO *NO*
- 2. Do you own property in Gearhart? YES  YES  NO *Urban growth*
- 3. Are you in support of a new Emergency Response & Resiliency Building in Gearhart?  
YES  YES  NO
- 4. Taking into account emergency preparedness, proximity to respond, cost, and other pertinent info presented, **please rank in order 1-3** (1 being the best location) which concept/location you believe would *best serve* the needs of our community:

Location A: Gearhart Park Station, rank: \_\_\_\_\_

*Ins.*

Location B: Pacific Way Station (current location), rank: \_\_\_\_\_

Location C: High Point Station, rank: \_\_\_\_\_

- 5. Please provide detailed feedback on why you ranked the locations as you did and provide any other ideas or feedback you wish to help the process moving forward: \_\_\_\_\_

✓ Not in support my taxes are too high already

- 6. In regard to funding, are you supportive of a bond? YES  YES  NO

- 7. In regard to funding, would you like to see private donations\* to help cover costs?

YES  YES  NO *\*If Yes, please provide name and contact information for anyone who may be interested, and the City will reach out.*

**Thank you for your feedback! Your opinion is very important to this process.**  
**Disclaimer:** The results of this feedback form are for informational purposes only and do not constitute a vote of any kind. This feedback information will be provided to the city council and will result in a summary report available to the public. The city council may then choose to vote on putting a new station on a future ballot for a public vote of citizens, seek more information, or do nothing.



1. Are you a registered voter of Gearhart? YES  NO
2. Are you own property in Gearhart?  YES NO
3. Are you in support of a new Emergency Response & Resiliency Station in Gearhart?  
 YES NO

4. Taking into account emergency preparedness, proximity to respond, cost, and other pertinent info presented, **please rank in order 1-3** (1 being the best location) which concept/location you believe would *best serve* the needs of our community:

Concept A: Gearhart Park Station, rank: \_\_\_\_\_

Concept B: Pacific Way Station (current location), rank: \_\_\_\_\_

Concept C: High Point Station, rank: \_\_\_\_\_

*None of these* ✓

5. Please provide detailed feedback on why you ranked the locations as you did and provide any other ideas or feedback you wish to help the process moving forward: *We do not feel any of these 3 location are a good fiscal choice for Gearhart. We understand finding a location which is both out of the Cascadia inundation zone and - over -*

6. Regarding funding, are you supportive of a bond? YES NO  
*Not for these locations*
7. Regarding funding, would you like to see private donations\* to help cover costs?  
 YES NO

\*If Yes, please provide name and contact information for anyone who may be interested, and the City will reach out.

**Thank you for your feedback! Your opinion is very important to this process.**

**Disclaimer:** The results of this feedback form are for informational purposes only and do not constitute a vote of any kind. This feedback information will be provided to the city council and will result in a summary report available to the public. The city council may then choose to vote on putting a new station on a future ballot for a public vote of citizens, seek more information, or do nothing.



will fit the day to day operations of the City is a challenge. This being said, we feel moving the Fire Department to a location on Hwy 101 makes the most sense from a first responder view point. It will be easier for our volunteers to get to and citizens to locate. In the event of a natural disaster, Hwy 101 will be the first public right of way opened up. An Eastern location will keep first responder equipment safer from tsunami waves and an easier physical location for first responders to gather and respond from. An additional thought would be combining as a joint Fire and Police structure as a joint first responder center.

There might be a better location on or near Hwy 101, but I would look at the property at 5<sup>th</sup> St and Hwy 101.

Thank you  
T.N.

1. Are you a registered voter of Gearhart? YES  NO
2. Are you own property in Gearhart?  YES NO
3. Are you in support of a new Emergency Response & Resiliency Station in Gearhart?  
 YES NO

4. Taking into account emergency preparedness, proximity to respond, cost, and other pertinent info presented, **please rank in order 1-3** (1 being the best location) which concept/location you believe would *best serve* the needs of our community:

*None of These* ✓

Concept A: Gearhart Park Station, rank: \_\_\_\_\_

Concept B: Pacific Way Station (current location), rank: \_\_\_\_\_

Concept C: High Point Station, rank: \_\_\_\_\_

5. Please provide detailed feedback on why you ranked the locations as you did and provide any other ideas or feedback you wish to help the process moving forward: *we do not feel any of these 3 location are a good fiscal choice for Gearhart. We understand finding a location which is both out of the Cascadia inundation zone and - over -*

6. Regarding funding, are you supportive of a bond? YES NO  
*Not for these locations*
7. Regarding funding, would you like to see private donations\* to help cover costs?  
 YES NO

\*If Yes, please provide name and contact information for anyone who may be interested, and the City will reach out.

**Thank you for your feedback! Your opinion is very important to this process.**

**Disclaimer:** The results of this feedback form are for informational purposes only and do not constitute a vote of any kind. This feedback information will be provided to the city council and will result in a summary report available to the public. The city council may then choose to vote on putting a new station on a future ballot for a public vote of citizens, seek more information, or do nothing.

✓

will fit the day to day operations of the City is a Challenge. This being said, we feel moving the Fire Department to a location on Hwy 101 makes the most sense from a first responder view point. It will be easier for our volunteers to get to and citizens to locate. In the event of a natural disaster, Hwy 101 will be the first public right of way opened up. An Eastern location will keep first responder equipment safer from tsunami waves and an easier physical location for first responders to gather and respond from. An addition thought would be combining as a joint Fire and Police structure as a joint first responder center.

There might be a better location on or near Hwy 101, but I would look at the property at 5<sup>th</sup> St and Hwy 101.

Thank you  
- [Signature]

EMERGENCY

1. Are you a registered voter of Gearhart?  YES  NO

2. Are you own property in Gearhart?  YES  NO

3. Are you in support of a new Emergency Response & Resiliency Station in Gearhart?  
 YES  NO

4. Taking into account emergency preparedness, proximity to respond, cost, and other pertinent info presented, **please rank in order 1-3** (1 being the best location) which concept/location you believe would *best serve* the needs of our community:

Concept A: Gearhart Park Station, rank: \_\_\_\_\_

Concept B: Pacific Way Station (current location), rank: \_\_\_\_\_

Concept C: High Point Station, rank: \_\_\_\_\_

*none*

5. Please provide detailed feedback on why you ranked the locations as you did and provide any other ideas or feedback you wish to help the process moving forward: \_\_\_\_\_

*These sites are all in a tsunami zone. I seen a site on 101 near highland rd. That's for sale going north on 101 its on right side of hwy. Large house + couple of bldg for around 400,000*

6. Regarding funding, are you supportive of a bond?  YES  NO

7. Regarding funding, would you like to see private donations\* to help cover costs?  YES  NO

\*If Yes, please provide name and contact information for anyone who may be interested, and the City will reach out.

*Maybe some one has a few million to donate I dont know anyone. (Bill gates)*

**Thank you for your feedback! Your opinion is very important to this process.**

**Disclaimer:** The results of this feedback form are for informational purposes only and do not constitute a vote of any kind. This feedback information will be provided to the city council and will result in a summary report available to the public. The city council may then choose to vote on putting a new station on a future ballot for a public vote of citizens, seek more information, or do nothing.

*(depends) - we are on a fixed income we supported school bond which has increased our house payment \$200 a mth. we cant afford to be taxed more on our property. ✓*

A lot of residents in Gearhart are on fixed income, so to build a new fire dept in the sites you suggest are too expensive. If the sites cant withstand tsunami whats the point.

I believe we need more roads leading to the hills ~~west~~<sup>east</sup> of us. Couldnt we purchase land further ~~west~~<sup>east</sup> to build fire station & build out bldg for storage?

Since theres going to be what 1/2 hour to get to the hills we need more roads & access to hills  
There are going to be so much traffic trying to get to  
Lewis & Clark



EMAIL: \_\_\_\_\_

- 1. Are you a registered voter of Gearhart?  YES  NO
- 2. Are you own property in Gearhart?  YES  NO
- 3. Are you in support of a new Emergency Response & Resiliency Station in Gearhart?  
 YES  NO
- 4. Taking into account emergency preparedness, proximity to respond, cost, and other pertinent info presented, **please rank in order 1-3** (1 being the best location) which concept/location you believe would *best serve* the needs of our community:

Concept A: Gearhart Park Station, rank: \_\_\_\_\_

Concept B: Pacific Way Station (current location), rank: \_\_\_\_\_

Concept C: High Point Station, rank: \_\_\_\_\_

*none*

- 5. Please provide detailed feedback on why you ranked the locations as you did and provide any other ideas or feedback you wish to help the process moving forward: \_\_\_\_\_

*These sites are all in a tsunami zone. I seen a site on 101 near highland rd. That's for sale going north on 101 its on right side of hwy. Large house + couple of bldg for around 400,000*

- 6. Regarding funding, are you supportive of a bond?  YES  NO

- 7. Regarding funding, would you like to see private donations\* to help cover costs?  YES  NO

\*If Yes, please provide name and contact information for anyone who may be interested, and the City will reach out.

*Maybe some one has a few million to donate I dont know anyone. (Bill Gates)*

**Thank you for your feedback! Your opinion is very important to this process.**

**Disclaimer:** The results of this feedback form are for informational purposes only and do not constitute a vote of any kind. This feedback information will be provided to the city council and will result in a summary report available to the public. The city council may then choose to vote on putting a new station on a future ballot for a public vote of citizens, seek more information, or do nothing.

*(depends) - we are on a fixed income we supported school bond which has increased our house payment \$200 a mth. we cant afford to be taxed more on our property. ✓*

A lot of residents in Gearhart are on fixed income, so to build a new fire dept in the sites you suggest are too expensive. If the sites can't withstand tsunami what's the point.

I believe we need more roads leading to the hills ~~west~~<sup>east</sup> of us. Couldn't we purchase land further ~~west~~<sup>east</sup> to build fire station & build out bldg for storage?

Since there's going to be what 1/2 hour to get to the hills we need more roads & access to hills  
There are going to be so much traffic trying to get to  
Sewer & Clark

1. Are you a registered voter of Gearhart? <sup>com</sup> YES  NO

2. Are you own property in Gearhart?  YES NO

3. Are you in support of a new Emergency Response & Resiliency Station in Gearhart?  
 YES NO

4. Taking into account emergency preparedness, proximity to respond, cost, and other pertinent info presented, **please rank in order 1-3** (1 being the best location) which concept/location you believe would *best serve* the needs of our community:

Concept A: Gearhart Park Station, rank: \_\_\_\_\_

Concept B: Pacific Way Station (current location), rank: \_\_\_\_\_

Concept C: High Point Station, rank: \_\_\_\_\_

5. Please provide detailed feedback on why you ranked the locations as you did and provide any other ideas or feedback you wish to help the process moving forward: \_\_\_\_\_

*I believe the best place would be where the community can easily access help and support. I am not familiar with the other places mentioned.*

6. Regarding funding, are you supportive of a bond?  YES NO

7. Regarding funding, would you like to see private donations\* to help cover costs?  
 YES NO

\*If Yes, please provide name and contact information for anyone who may be interested. and the City will reach out.

*sent*

*rank?  
INS.*

EMAIL: \_\_\_\_\_

1. Are you a registered voter of Gearhart? YES  NO
2. Are you own property in Gearhart?  YES NO
3. Are you in support of a new Emergency Response & Resiliency Station in Gearhart?  
YES  NO
4. Taking into account emergency preparedness, proximity to respond, cost, and other pertinent info presented, **please rank in order 1-3** (1 being the best location) which concept/location you believe would *best serve* the needs of our community:

Concept A: Gearhart Park Station, rank: \_\_\_\_\_

N/A

Concept B: Pacific Way Station (current location), rank: \_\_\_\_\_

Concept C: High Point Station, rank: \_\_\_\_\_

5. Please provide detailed feedback on why you ranked the locations as you did and provide any other ideas or feedback you wish to help the process moving forward: N/A

---

---

---

6. Regarding funding, are you supportive of a bond? YES  NO
7. Regarding funding, would you like to see private donations\* to help cover costs?  
YES  NO

*\*If Yes, please provide name and contact information for anyone who may be interested, and the City will reach out.*

---

**Thank you for your feedback! Your opinion is very important to this process.**

**Disclaimer:** The results of this feedback form are for informational purposes only and do not constitute a vote of any kind. This feedback information will be provided to the city council and will result in a summary report available to the public. The city council may then choose to vote on putting a new station on a future ballot for a public vote of citizens, seek more information, or do nothing.



EMAIL: \_\_\_\_\_ BEST LOCATION: \_\_\_\_\_

1. Are you a registered voter of Gearhart?  YES NO
2. Are you own property in Gearhart?  YES NO
3. Are you in support of a new Emergency Response & Resiliency Station in Gearhart?  
 YES NO
4. Taking into account emergency preparedness, proximity to respond, cost, and other pertinent info presented, **please rank in order 1-3** (1 being the best location) which concept/location you believe would *best serve* the needs of our community:

INS.

Concept A: Gearhart Park Station, rank: No! We need that park  
Concept B: Pacific Way Station (current location), rank: not really good  
Concept C: High Point Station, rank: ? where is that

5. Please provide detailed feedback on why you ranked the locations as you did and provide any other ideas or feedback you wish to help the process moving forward:

1 The perfect spot is Gearhart Grade School.

6. Regarding funding, are you supportive of a bond? YES NO

7. Regarding funding, would you like to see private donations\* to help cover costs?

YES NO

\*If Yes, please provide name and contact information for anyone who may be interested, and the City will reach out.

Find somebody rich to donate

**Thank you for your feedback! Your opinion is very important to this process.**

**Disclaimer:** The results of this feedback form are for informational purposes only and do not constitute a vote of any kind. This feedback information will be provided to the city council and will result in a summary report available to the public. The city council may then choose to vote on putting a new station on a future ballot for a public vote of citizens, seek more information, or do nothing.





1. Are you a registered voter of Gearhart?      YES      NO
2. Are you own property in Gearhart?      YES      NO
3. Are you in support of a new Emergency Response & Resiliency Station in Gearhart?  
YES      NO
4. Taking into account emergency preparedness, proximity to respond, cost, and other pertinent info presented, **please rank in order 1-3** (1 being the best location) which concept/location you believe would *best serve* the needs of our community:

Concept A: Gearhart Park Station, rank: 2

Concept B: Pacific Way Station (current location), rank: 1

Concept C: High Point Station, rank: 3

5. Please provide detailed feedback on why you ranked the locations as you did and provide any other ideas or feedback you wish to help the process moving forward: \_\_\_\_\_  
\_\_\_\_\_  
\_\_\_\_\_

6. Regarding funding, are you supportive of a bond?      YES      NO
7. Regarding funding, would you like to see private donations\* to help cover costs?  
YES      NO

*\*If Yes, please provide name and contact information for anyone who may be interested, and the City will reach out.*

**Thank you for your feedback! Your opinion is very important to this process.**  
**Disclaimer:** The results of this feedback form are for informational purposes only and do not constitute a vote of any kind. This feedback information will be provided to the city council and will result in a summary report available to the public. The city council may then choose to vote on putting a new station on a future ballot for a public vote of citizens, seek more information, or do nothing.

EMAIL:

1. Are you a registered voter of Gearhart? YES  NO
2. Are you own property in Gearhart? YES  NO
3. Are you in support of a new Emergency Response & Resiliency Station in Gearhart?  
YES  NO
4. Taking into account emergency preparedness, proximity to respond, cost, and other pertinent info presented, **please rank in order 1-3** (1 being the best location) which concept/location you believe would *best serve* the needs of our community:

Concept A: Gearhart Park Station, rank: 2

Concept B: Pacific Way Station (current location), rank: 1

Concept C: High Point Station, rank: 3

5. Please provide detailed feedback on why you ranked the locations as you did and provide any other ideas or feedback you wish to help the process moving forward: \_\_\_\_\_  
\_\_\_\_\_  
\_\_\_\_\_

6. Regarding funding, are you supportive of a bond? YES  NO

7. Regarding funding, would you like to see private donations\* to help cover costs?

YES  NO

*\*If Yes, please provide name and contact information for anyone who may be interested, and the City will reach out.*

**Thank you for your feedback! Your opinion is very important to this process.**

**Disclaimer:** The results of this feedback form are for informational purposes only and do not constitute a vote of any kind. This feedback information will be provided to the city council and will result in a summary report available to the public. The city council may then choose to vote on putting a new station on a future ballot for a public vote of citizens, seek more information, or do nothing.



1. Are you a registered voter of Gearhart? YES  NO
2. Are you own property in Gearhart?  YES NO
3. Are you in support of a new Emergency Response & Resiliency Station in Gearhart?  
YES  NO
4. Taking into account emergency preparedness, proximity to respond, cost, and other pertinent info presented, **please rank in order 1-3** (1 being the best location) which concept/location you believe would *best serve* the needs of our community:

Concept A: Gearhart Park Station, rank: \_\_\_\_\_

N/A

Concept B: Pacific Way Station (current location), rank: \_\_\_\_\_

Concept C: High Point Station, rank: \_\_\_\_\_

5. Please provide detailed feedback on why you ranked the locations as you did and provide any other ideas or feedback you wish to help the process moving forward: N/A
- 
- 
- 

6. Regarding funding, are you supportive of a bond? YES  NO
7. Regarding funding, would you like to see private donations\* to help cover costs?  
YES  NO

*\*If Yes, please provide name and contact information for anyone who may be interested, and the City will reach out.*

---

**Thank you for your feedback! Your opinion is very important to this process.**

**Disclaimer:** The results of this feedback form are for informational purposes only and do not constitute a vote of any kind. This feedback information will be provided to the city council and will result in a summary report available to the public. The city council may then choose to vote on putting a new station on a future ballot for a public vote of citizens, seek more information, or do nothing.



1. Are you a registered voter of Gearhart?  YES NO
2. Are you own property in Gearhart?  YES NO
3. Are you in support of a new Emergency Response & Resiliency Station in Gearhart?  
 YES NO

4. Taking into account emergency preparedness, proximity to respond, cost, and other pertinent info presented, **please rank in order 1-3** (1 being the best location) which concept/location you believe would *best serve* the needs of our community:

INS. {  
 Concept A: Gearhart Park Station, rank: No! We need that park  
 Concept B: Pacific Way Station (current location), rank: not really good  
 Concept C: High Point Station, rank: ? where is that

5. Please provide detailed feedback on why you ranked the locations as you did and provide any other ideas or feedback you wish to help the process moving forward:

1 The perfect spot is Gearhart Grade School.

6. Regarding funding, are you supportive of a bond? YES NO ✓

7. Regarding funding, would you like to see private donations\* to help cover costs?

YES NO

\*If Yes, please provide name and contact information for anyone who may be interested, and the City will reach out.

Find somebody rich to donate

**Thank you for your feedback! Your opinion is very important to this process.**

**Disclaimer:** The results of this feedback form are for informational purposes only and do not constitute a vote of any kind. This feedback information will be provided to the city council and will result in a summary report available to the public. The city council may then choose to vote on putting a new station on a future ballot for a public vote of citizens, seek more information, or do nothing.



1. Are you a registered voter of Gearhart?  YES NO

2. Are you own property in Gearhart?  YES NO

3. Are you in support of a new Emergency Response & Resiliency Station in Gearhart?  
YES  NO *(OK for Resiliency & shelter for people to go)*

4. Taking into account emergency preparedness, proximity to respond, cost, and other pertinent info presented, **please rank in order 1-3** (1 being the best location) which concept/location you believe would *best serve* the needs of our community:

Concept A: Gearhart Park Station, rank: \_\_\_\_\_

Concept B: Pacific Way Station (current location), rank: \_\_\_\_\_

Concept C: High Point Station, rank: \_\_\_\_\_

INS-

5. Please provide detailed feedback on why you ranked the locations as you did and provide any other ideas or feedback you wish to help the process moving forward:

*1) Sloped site too big for a town of this size. 2) Potential future of county Fire & Rescue & Emergency Service District - 3) No consultations 4) BETTER LOCATION OPTIONS 5) EVALUATION INFRASTRUCTURE MOST IMPORTANT !!!*

6. Regarding funding, are you supportive of a bond? YES NO

7. Regarding funding, would you like to see private donations\* to help cover costs?  
YES NO

*\*If Yes, please provide name and contact information for anyone who may be interested, and the City will reach out.*

**Thank you for your feedback! Your opinion is very important to this process.**

**Disclaimer:** The results of this feedback form are for informational purposes only and do not constitute a vote of any kind. This feedback information will be provided to the city council and will result in a summary report available to the public. The city council may then choose to vote on putting a new station on a future ballot for a public vote of citizens, seek more information, or do nothing.

- 
1. Are you a registered voter of Gearhart?      YES       NO
  2. Are you own property in Gearhart?       YES      NO
  3. Are you in support of a new Emergency Response & Resiliency Station in Gearhart?  
YES       NO
  4. Taking into account emergency preparedness, proximity to respond, cost, and other pertinent info presented, **please rank in order 1-3** (1 being the best location) which concept/location you believe would *best serve* the needs of our community:

Concept A: Gearhart Park Station, rank: \_\_\_\_\_

Concept B: Pacific Way Station (current location), rank: \_\_\_\_\_

Concept C: High Point Station, rank: \_\_\_\_\_

5. Please provide detailed feedback on why you ranked the locations as you did and provide any other ideas or feedback you wish to help the process moving forward: \_\_\_\_\_  
 \_\_\_\_\_  
 \_\_\_\_\_  
 \_\_\_\_\_

6. Regarding funding, are you supportive of a bond?      YES       NO

7. Regarding funding, would you like to see private donations\* to help cover costs?  
 YES      NO
- \*If Yes, please provide name and contact information for anyone who may be interested, and the City will reach out.*
- \_\_\_\_\_

**Thank you for your feedback! Your opinion is very important to this process.**

**Disclaimer:** The results of this feedback form are for informational purposes only and do not constitute a vote of any kind. This feedback information will be provided to the city council and will result in a summary report available to the public. The city council may then choose to vote on putting a new station on a future ballot for a public vote of citizens, seek more information, or do nothing.

INS.

✓

1. Are you a registered voter of Gearhart?

YES

NO

2. Are you own property in Gearhart?

YES

NO

3. Are you in support of a new Emergency Response & Resiliency Station in Gearhart?  
YES NO **MAYBE**

4. Taking into account emergency preparedness, proximity to respond, cost, and other pertinent info presented, **please rank in order 1-3** (1 being the best location) which concept/location you believe would *best serve* the needs of our community:

Concept A: Gearhart Park Station, rank: 1

Concept B: Pacific Way Station (current location), rank: 1

Concept C: High Point Station, rank: 1

5. Please provide detailed feedback on why you ranked the locations as you did and provide any other ideas or feedback you wish to help the process moving forward: \_\_\_\_\_

I FEEL IF WE NEED TO BUILD A NEW FIRE STATION, IT SHOULD BE ON THE EAST SIDE OF HIGHWAY 101 - MAYBE NEXT TO THE NEW WATER TOWER OR ON THE PROPERTY THE CITY OWNS UP LEWIS & CLARK ROAD

6. Regarding funding, are you supportive of a bond?

YES **MAYBE** NO

7. Regarding funding, would you like to see private donations\* to help cover costs?

YES NO

\*If Yes, please provide name and contact information for anyone who may be interested, and the City will reach out.

**Thank you for your feedback! Your opinion is very important to this process.**

**Disclaimer:** The results of this feedback form are for informational purposes only and do not constitute a vote of any kind. This feedback information will be provided to the city council and will result in a summary report available to the public. The city council may then choose to vote on putting a new station on a future ballot for a public vote of citizens, seek more information, or do nothing.

can't enter as rec'd  
INS

on file

✓

EMAIL: ~~XXXXXXXXXX~~

1. Are you a registered voter of Gearhart? *potmail.com*  
YES  NO

2. Are you own property in Gearhart? YES  NO

3. Are you in support of a new Emergency Response & Resiliency Station in Gearhart?  
YES  NO

4. Taking into account emergency preparedness, proximity to respond, cost, and other pertinent info presented, **please rank in order 1-3** (1 being the best location) which concept/location you believe would *best serve* the needs of our community:

Concept A: Gearhart Park Station, rank: 5.7

Concept B: Pacific Way Station (current location), rank: 6-8

Concept C: High Point Station, rank: 6.9

*Where do these numbers come from?*

*can't enter IWS.*

5. Please provide detailed feedback on why you ranked the locations as you did and provide any other ideas or feedback you wish to help the process moving forward: \_\_\_\_\_

*at this time I do not feel there is enough roads info to location*  
in 2016 - what was the cost of the bond and what were the main objections - but city hall was the location changed.

*Cost was huge this not loca*

6. Regarding funding, are you supportive of a bond? YES NO

7. Regarding funding, would you like to see private donations\* to help cover costs?  
YES NO  *If Yes, please provide name and contact information for anyone who may be interested, and the City will reach out.*

*also about opinion which is not listed.*

**Thank you for your feedback! Your opinion is very important to this process.**

**Disclaimer:** The results of this feedback form are for informational purposes only and do not constitute a vote of any kind. This feedback information will be provided to the city council and will result in a summary report available to the public. The city council may then choose to vote on putting a new station on a future ballot for a public vote of citizens, seek more information, or do nothing.

*What about getting site in Shamrock Pines?*

*rec'd. 4/29 too late see!*

- 
1. Are you a registered voter of Gearhart? YES  NO
2. Are you own property in Gearhart?  YES NO
3. Are you in support of a new Emergency Response & Resiliency Station in Gearhart?  
YES  NO
4. Taking into account emergency preparedness, proximity to respond, cost, and other pertinent info presented, **please rank in order 1-3** (1 being the best location) which concept/location you believe would *best serve* the needs of our community:

Concept A: Gearhart Park Station, rank: \_\_\_\_\_

Concept B: Pacific Way Station (current location), rank: \_\_\_\_\_

Concept C: High Point Station, rank: \_\_\_\_\_

5. Please provide detailed feedback on why you ranked the locations as you did and provide any other ideas or feedback you wish to help the process moving forward: \_\_\_\_\_
- \_\_\_\_\_
- \_\_\_\_\_

6. Regarding funding, are you supportive of a bond? YES  NO
7. Regarding funding, would you like to see private donations\* to help cover costs?  
YES NO

\*If Yes, please provide name and contact information for anyone who may be interested, and the City will reach out.

\_\_\_\_\_

**Thank you for your feedback! Your opinion is very important to this process.**

**Disclaimer:** The results of this feedback form are for informational purposes only and do not constitute a vote of any kind. This feedback information will be provided to the city council and will result in a summary report available to the public. The city council may then choose to vote on putting a new station on a future ballot for a public vote of citizens, seek more information, or do nothing.

✓

1. Are you a registered voter of Gearhart?

YES

NO

2. Are you own property in Gearhart?

YES

NO

3. Are you in support of a new Emergency Response & Resiliency Station in Gearhart?

YES

NO

MAYBE

4. Taking into account emergency preparedness, proximity to respond, cost, and other pertinent info presented, **please rank in order 1-3** (1 being the best location) which concept/location you believe would *best serve* the needs of our community:

Concept A: Gearhart Park Station, rank: 1

Concept B: Pacific Way Station (current location), rank: 1

Concept C: High Point Station, rank: 1

5. Please provide detailed feedback on why you ranked the locations as you did and provide any other ideas or feedback you wish to help the process moving forward: \_\_\_\_\_

I FEEL IF WE NEED TO BUILD A NEW FIRE STATION, IT SHOULD BE ON THE EAST SIDE OF HIGHWAY 101 - MAYBE NEXT TO THE NEW WATER TOWER OR ON THE PROPERTY THE CITY OWNS UP LEWIS & CLARK ROAD

6. Regarding funding, are you supportive of a bond?

YES

MAYBE

NO

7. Regarding funding, would you like to see private donations\* to help cover costs?

YES

NO

\*If Yes, please provide name and contact information for anyone who may be interested, and the City will reach out.

Thank you for your feedback! Your opinion is very important to this process.

Disclaimer: The results of this feedback form are for informational purposes only and do not constitute a vote of any kind. This feedback information will be provided to the city council and will result in a summary report available to the public. The city council may then choose to vote on putting a new station on a future ballot for a public vote of citizens, seek more information, or do nothing.

can't enter as rec'd  
INS

on file

✓



1. Are you a registered voter of Gearhart? YES  NO
2. <sup>Do</sup> Are you own property in Gearhart?  YES NO
3. Are you in support of a new Emergency Response & Resiliency Station in Gearhart?  
YES  NO

4. Taking into account emergency preparedness, proximity to respond, cost, and other pertinent info presented, **please rank in order 1-3** (1 being the best location) which concept/location you believe would *best serve* the needs of our community:

Concept A: Gearhart Park Station, rank: \_\_\_\_\_

Concept B: Pacific Way Station (current location), rank: \_\_\_\_\_

Concept C: High Point Station, rank: \_\_\_\_\_

5. Please provide detailed feedback on why you ranked the locations as you did and provide any other ideas or feedback you wish to help the process moving forward: \_\_\_\_\_

\_\_\_\_\_

\_\_\_\_\_

\_\_\_\_\_

6. Regarding funding, are you supportive of a bond? YES  NO
7. Regarding funding, would you like to see private donations\* to help cover costs?  
YES NO

*\*If Yes, please provide name and contact information for anyone who may be interested, and the City will reach out.*

**Thank you for your feedback! Your opinion is very important to this process.**

**Disclaimer:** The results of this feedback form are for informational purposes only and do not constitute a vote of any kind. This feedback information will be provided to the city council and will result in a summary report available to the public. The city council may then choose to vote on putting a new station on a future ballot for a public vote of citizens, seek more information, or do nothing.



1. Are you a registered voter of Gearhart?    YES     NO
2. Are you own property in Gearhart?     YES    NO
3. Are you in support of a new Emergency Response & Resiliency Station in Gearhart?  
YES     NO
4. Taking into account emergency preparedness, proximity to respond, cost, and other pertinent info presented, **please rank in order 1-3** (1 being the best location) which concept/location you believe would *best serve* the needs of our community:

Concept A: Gearhart Park Station, rank: 3 !!!

Concept B: Pacific Way Station (current location), rank: \_\_\_\_\_

Concept C: High Point Station, rank: \_\_\_\_\_

Rank?  
INS.

5. Please provide detailed feedback on why you ranked the locations as you did and provide any other ideas or feedback you wish to help the process moving forward: It is a lovely neighborhood park & should remain as is. Where is the parking?

6. Regarding funding, are you supportive of a bond?    YES     NO
7. Regarding funding, would you like to see private donations\* to help cover costs?  
 YES    NO

\*If Yes, please provide name and contact information for anyone who may be interested, and the City will reach out.

**Thank you for your feedback! Your opinion is very important to this process.**

**Disclaimer:** The results of this feedback form are for informational purposes only and do not constitute a vote of any kind. This feedback information will be provided to the city council and will result in a summary report available to the public. The city council may then choose to vote on putting a new station on the ballot for a public vote of citizens, seek more information, or do not.



1. Are you a registered voter of Gearhart? YES  NO
2. Are you own property in Gearhart?  YES NO
3. Are you in support of a new Emergency Response & Resiliency Station in Gearhart?  
YES  NO

new on file

4. Taking into account emergency preparedness, proximity to respond, cost, and other pertinent info presented, **please rank in order 1-3** (1 being the best location) which concept/location you believe would *best serve* the needs of our community:

Concept A: Gearhart Park Station, rank: \_\_\_\_\_

Concept B: Pacific Way Station (current location), rank: \_\_\_\_\_

Concept C: High Point Station, rank: \_\_\_\_\_

5. Please provide detailed feedback on why you ranked the locations as you did and provide any other ideas or feedback you wish to help the process moving forward: \_\_\_\_\_

\_\_\_\_\_  
\_\_\_\_\_  
\_\_\_\_\_

6. Regarding funding, are you supportive of a bond? YES  NO

7. Regarding funding, would you like to see private donations\* to help cover costs?

YES NO

*\*If Yes, please provide name and contact information for anyone who may be interested, and the City will reach out.*

\_\_\_\_\_

**Thank you for your feedback! Your opinion is very important to this process.**

**Disclaimer:** The results of this feedback form are for informational purposes only and do not constitute a vote of any kind. This feedback information will be provided to the city council and will result in a summary report available to the public. The city council may then choose to vote on putting a new station on a future ballot for a public vote of citizens, seek more information, or do nothing.

IWS.



Send ↑  
rank? INS

1. Are you a registered voter of Gearhart?  YES  NO
2. Do you own property in Gearhart?  YES  NO
3. Are you in support of a new Emergency Response & Resiliency Building in Gearhart?  
 YES  NO
4. Taking into account emergency preparedness, proximity to respond, cost, and other pertinent info presented, **please rank in order 1-3** (1 being the best location) which concept/location you believe would *best serve* the needs of our community:

Location A: Gearhart Park Station, rank: \_\_\_\_\_

Location B: Pacific Way Station (current location), rank: \_\_\_\_\_

Location C: High Point Station, rank: \_\_\_\_\_

5. Please provide detailed feedback on why you ranked the locations as you did and provide any other ideas or feedback you wish to help the process moving forward: \_\_\_\_\_  
\_\_\_\_\_  
\_\_\_\_\_

6. In regard to funding, are you supportive of a bond?  YES  NO
7. In regard to funding, would you like to see private donations\* to help cover costs?

YES

NO

*\*If Yes, please provide name and contact information for anyone who may be interested, and the City will reach out.*

**Thank you for your feedback! Your opinion is very important to this process.**

**Disclaimer:** The results of this feedback form are for informational purposes only and do not constitute a vote of any kind. This feedback information will be provided to the city council and will result in a summary report available to the public. The city council may then choose to vote on putting a new station on a future ballot for a public vote of citizens, seek more information, or do nothing.



1. Are you a registered voter of Gearhart? YES  NO  10/11
2. Are you own property in Gearhart?  YES  NO Family Home
3. Are you in support of a new Emergency Response & Resiliency Station in Gearhart?  
 YES  NO

4. Taking into account emergency preparedness, proximity to respond, cost, and other pertinent info presented, **please rank in order 1-3** (1 being the best location) which concept/location you believe would *best serve* the needs of our community:

Concept A: Gearhart Park Station, rank: 3

Concept B: Pacific Way Station (current location), rank: 2

Concept C: High Point Station, rank: 1

5. Please provide detailed feedback on why you ranked the locations as you did and provide any other ideas or feedback you wish to help the process moving forward: N/A
- 
- 
- 

6. Regarding funding, are you supportive of a bond?  YES  NO

7. Regarding funding, would you like to see private donations\* to help cover costs?

YES

NO

*\*If Yes, please provide name and contact information for anyone who may be interested, and the City will reach out.*

---

**Thank you for your feedback! Your opinion is very important to this process.**

**Disclaimer:** The results of this feedback form are for informational purposes only and do not constitute a vote of any kind. This feedback information will be provided to the city council and will result in a summary report available to the public. The city council may then choose to vote on putting a new station on a future ballot for a public vote of citizens, seek more information, or do nothing.

✓

1. Are you a registered voter of Gearhart? YES  NO

2. Are you own property in Gearhart? YES  NO

3. Are you in support of a new Emergency Response & Resiliency Station in Gearhart?  
YES  NO

4. Taking into account emergency preparedness, proximity to respond, cost, and other pertinent info presented, **please rank in order 1-3** (1 being the best location) which concept/location you believe would *best serve* the needs of our community:

Concept A: Gearhart Park Station, rank: *This park should be for the public and is too close to the ocean to be effective in a tsunami.*

Concept B: Pacific Way Station (current location), rank: \_\_\_\_\_

Concept C: High Point Station, rank: *I don't know where this is.*

5. Please provide detailed feedback on why you ranked the locations as you did and provide any other ideas or feedback you wish to help the process moving forward: \_\_\_\_\_

*What about the area where the old drive-in theater was. It is on 101 and doesn't have any building on it.*

6. Regarding funding, are you supportive of a bond?  YES  NO

7. Regarding funding, would you like to see private donations\* to help cover costs?

YES  NO

*\*If Yes, please provide name and contact information for anyone who may be interested, and the City will reach out.*

**Thank you for your feedback! Your opinion is very important to this process.**

**Disclaimer:** The results of this feedback form are for informational purposes only and do not constitute a vote of any kind. This feedback information will be provided to the city council and will result in a summary report available to the public. The city council may then choose to vote on putting a new station on a future ballot for a public vote of citizens, seek more information, or do nothing.





April 1, 2019

Hello fellow Gearhart property owner,

On behalf of The Mayor, Fire Station Committee, and City Council, I'd like to THANK YOU for taking the time to complete and return the enclosed "Gearhart Resident Feedback Form". We have the original safely stored; this is a copy of what you sent.

The reason I am contacting you today is because we have been unable to determine your Gearhart property address based on the information you submitted. If you included a phone number &/or email address, it's likely we have tried to contact you via one or both of those ways, unsuccessfully. Now that the feedback collection process is coming to an end, we are hoping you will get in touch with us to confirm your residence so we can get your survey processed!

For your convenience, you can get the information to us multiple ways:

\*CALL IN – 503-738-5501; M-F 8 to 5, closed for lunch 12-1

\*EMAIL IT – [krysti@cityofgearhart.com](mailto:krysti@cityofgearhart.com)

\*MAIL IT – List your Gearhart property here and return this form: \_\_\_\_\_

Or, you could also copy/paste the below link into your web browser and re-submit your survey with all correct information included: <https://www.cityofgearhart.com/general/webform/new-emergency-response-resiliency-station>. (Don't worry, safeguards are in place where only one survey per person is counted.) If we don't receive a response, we will assume you are okay with removing your survey from results. We hope to hear from you!

In appreciation,

Krysti Ficker

Executive Administration

1. Are you a registered voter of Gearhart? YES  NO
2. Are you own property in Gearhart? YES  NO
3. Are you in support of a new Emergency Response & Resiliency Station in Gearhart?  
YES  NO
4. Taking into account emergency preparedness, proximity to respond, cost, and other pertinent info presented, **please rank in order 1-3** (1 being the best location) which concept/location you believe would *best serve* the needs of our community:

Concept A: Gearhart Park Station, rank: \_\_\_\_\_

Concept B: Pacific Way Station (current location), rank: 1

Concept C: High Point Station, rank: \_\_\_\_\_

5. Please provide detailed feedback on why you ranked the locations as you did and provide any other ideas or feedback you wish to help the process moving forward: \_\_\_\_\_

---



---



---

6. Regarding funding, are you supportive of a bond? YES  NO
7. Regarding funding, would you like to see private donations\* to help cover costs?  
YES  NO

*\*If Yes, please provide name and contact information for anyone who may be interested, and the City will reach out.*

---

**Thank you for your feedback! Your opinion is very important to this process.**

**Disclaimer:** The results of this feedback form are for informational purposes only and do not constitute a vote of any kind. This feedback information will be provided to the city council and will result in a summary report available to the public. The city council may then choose to vote on putting a new station on a future ballot for a public vote of citizens, seek more information, or do nothing.





- ~~\_\_\_\_\_~~
1. Are you a registered voter of Gearhart? YES  NO
  2. Are you own property in Gearhart? YES  NO
  3. Are you in support of a new Emergency Response & Resiliency Station in Gearhart?  
YES  NO
  4. Taking into account emergency preparedness, proximity to respond, cost, and other pertinent info presented, **please rank in order 1-3** (1 being the best location) which concept/location you believe would *best serve* the needs of our community:

Concept A: Gearhart Park Station, rank: \_\_\_\_\_

Concept B: Pacific Way Station (current location), rank: 1

Concept C: High Point Station, rank: \_\_\_\_\_

5. Please provide detailed feedback on why you ranked the locations as you did and provide any other ideas or feedback you wish to help the process moving forward: \_\_\_\_\_  
\_\_\_\_\_  
\_\_\_\_\_

6. Regarding funding, are you supportive of a bond? YES  NO
7. Regarding funding, would you like to see private donations\* to help cover costs?  
YES  NO

*\*If Yes, please provide name and contact information for anyone who may be interested, and the City will reach out.*

**Thank you for your feedback! Your opinion is very important to this process.**

**Disclaimer:** The results of this feedback form are for informational purposes only and do not constitute a vote of any kind. This feedback information will be provided to the city council and will result in a summary report available to the public. The city council may then choose to vote on putting a new station on a future ballot for a public vote of citizens, seek more information, or do nothing.



EMAIL: \_\_\_\_\_

1. Are you a registered voter of Gearhart? YES  NO
2. Are you own property in Gearhart?  YES NO
3. Are you in support of a new Emergency Response & Resiliency Station in Gearhart?  
 YES NO
4. Taking into account emergency preparedness, proximity to respond, cost, and other pertinent info presented, **please rank in order 1-3** (1 being the best location) which concept/location you believe would *best serve* the needs of our community:

Concept A: Gearhart Park Station, rank: 2

Concept B: Pacific Way Station (current location), rank: 1

Concept C: High Point Station, rank: 3

Do not know probably correct

5. Please provide detailed feedback on why you ranked the locations as you did and provide any other ideas or feedback you wish to help the process moving forward: \_\_\_\_\_  
\_\_\_\_\_  
\_\_\_\_\_

6. Regarding funding, are you supportive of a bond?  YES NO

7. Regarding funding, would you like to see private donations\* to help cover costs?

YES


NO

\*If Yes, please provide name and contact information for anyone who may be interested, and the City will reach out.

\_\_\_\_\_

**Thank you for your feedback! Your opinion is very important to this process.**

**Disclaimer:** The results of this feedback form are for informational purposes only and do not constitute a vote of any kind. This feedback information will be provided to the city council and will result in a summary report available to the public. The city council may then choose to vote on putting a new station on a future ballot for a public vote of citizens, seek more information, or do nothing.



1. Are you a registered voter of Gearhart? YES NO
2. Are you own property in Gearhart? YES NO
3. Are you in support of a new Emergency Response & Resiliency Station in Gearhart?  
YES NO
4. Taking into account emergency preparedness, proximity to respond, cost, and other pertinent info presented, **please rank in order 1-3** (1 being the best location) which concept/location you believe would *best serve* the needs of our community:

not  
~~best~~  
community

Concept A: Gearhart Park Station, rank: \_\_\_\_\_

Concept B: Pacific Way Station (current location), rank: X

Concept C: High Point Station, rank: \_\_\_\_\_

5. Please provide detailed feedback on why you ranked the locations as you did and provide any other ideas or feedback you wish to help the process moving forward: \_\_\_\_\_

Not sure why every Fire District  
thinks they NEED NEW multi-million Dollar  
facilities, used to be all Volunteer, now employees  
all think everything should be 5 star, including pay.

6. Regarding funding, are you supportive of a bond? YES NO
7. Regarding funding, would you like to see private donations\* to help cover costs?  
YES NO

\*If Yes, please provide name and contact information for anyone who may be interested, and the City will reach out.

**Thank you for your feedback! Your opinion is very important to this process.**

**Disclaimer:** The results of this feedback form are for informational purposes only and do not constitute a vote of any kind. This feedback information will be provided to the city council and will result in a summary report available to the public. The city council may then choose to vote on putting a new station on a future ballot for a public vote of citizens, seek more information, or do nothing.

And, Lets be honest, this is not exactly a High Volume call station.



EMAIL: \_\_\_\_\_

1. Are you a registered voter of Gearhart? YES  NO 2123
2. Are you own property in Gearhart?  YES NO
3. Are you in support of a new Emergency Response & Resiliency Station in Gearhart?  
 YES NO

4. Taking into account emergency preparedness, proximity to respond, cost, and other pertinent info presented, **please rank in order 1-3** (1 being the best location) which concept/location you believe would *best serve* the needs of our community:

Concept A: Gearhart Park Station, rank: 3

Concept B: Pacific Way Station (current location), rank: ~~1~~ 2

Concept C: High Point Station, rank: 1

5. Please provide detailed feedback on why you ranked the locations as you did and provide any other ideas or feedback you wish to help the process moving forward: I object to using property that was given to the city to be used in this way and "High point" is the best/highest location

6. Regarding funding, are you supportive of a bond?  YES NO
7. Regarding funding, would you like to see private donations\* to help cover costs?  
 YES NO

\*If Yes, please provide name and contact information for anyone who may be interested, and the City will reach out.

Send out a mailing asking all residents / 2nd Home owners for their financial support

**Thank you for your feedback! Your opinion is very important to this process.**

**Disclaimer:** The results of this feedback form are for informational purposes only and do not constitute a vote of any kind. This feedback information will be provided to the city council and will result in a summary report available to the public. The city council may then choose to vote on putting a new station on a future ballot for a public vote of citizens, seek more information, or do nothing.



EMAIL: \_\_\_\_\_

BEST PHONE# \_\_\_\_\_

1. Are you a registered voter of Gearhart? YES  NO
2. Are you own property in Gearhart? YES  NO
3. Are you in support of a new Emergency Response & Resiliency Station in Gearhart?  
YES  NO  Do we need one?
4. Taking into account emergency preparedness, proximity to respond, cost, and other pertinent info presented, **please rank in order 1-3** (1 being the best location) which concept/location you believe would *best serve* the needs of our community:

Concept A: Gearhart Park Station, rank: \_\_\_\_\_

Concept B: Pacific Way Station (current location), rank: where?

Concept C: High Point Station, rank: where?

5. Please provide detailed feedback on why you ranked the locations as you did and provide any other ideas or feedback you wish to help the process moving forward: \_\_\_\_\_

Need more info

6. Regarding funding, are you supportive of a bond? YES  NO
7. Regarding funding, would you like to see private donations\* to help cover costs?  
YES  NO  *\*If Yes, please provide name and contact information for anyone who may be interested, and the City will reach out.*

**Thank you for your feedback! Your opinion is very important to this process.**

**Disclaimer:** The results of this feedback form are for informational purposes only and do not constitute a vote of any kind. This feedback information will be provided to the city council and will result in a summary report available to the public. The city council may then choose to vote on putting a new station on a future ballot for a public vote of citizens, seek more information, or do nothing.



EMAIL: \_\_\_\_\_

BEST PHONE# \_\_\_\_\_

1. Are you a registered voter of Gearhart? YES  NO
2. Are you own property in Gearhart?  YES  NO
3. Are you in support of a new Emergency Response & Resiliency Station in Gearhart?  
YES  NO
4. Taking into account emergency preparedness, proximity to respond, cost, and other pertinent info presented, **please rank in order 1-3** (1 being the best location) which concept/location you believe would *best serve* the needs of our community:

Concept A: Gearhart Park Station, rank: 3

Concept B: Pacific Way Station (current location), rank: 1

Concept C: High Point Station, rank: 2

5. Please provide detailed feedback on why you ranked the locations as you did and provide any other ideas or feedback you wish to help the process moving forward: The

Park is a beautiful undeveloped gathering  
place. why mess it up?

6. Regarding funding, are you supportive of a bond?  YES  NO

7. Regarding funding, would you like to see private donations\* to help cover costs?

YES

NO

\*If Yes, please provide name and contact information for anyone who may be interested, and the City will reach out.

**Thank you for your feedback! Your opinion is very important to this process.**

**Disclaimer:** The results of this feedback form are for informational purposes only and do not constitute a vote of any kind. This feedback information will be provided to the city council and will result in a summary report available to the public. The city council may then choose to vote on putting a new station on a future ballot for a public vote of citizens, seek more information, or do nothing.



EMAIL: \_\_\_\_\_

BEST PHONE# \_\_\_\_\_

1. Are you a registered voter of Gearhart? YES  NO
2. Are you own property in Gearhart? YES  NO
3. Are you in support of a new Emergency Response & Resiliency Station in Gearhart?  
YES  NO
4. Taking into account emergency preparedness, proximity to respond, cost, and other pertinent info presented, **please rank in order 1-3** (1 being the best location) which concept/location you believe would *best serve* the needs of our community:

Concept A: Gearhart Park Station, rank: 3

Concept B: Pacific Way Station (current location), rank: 1

Concept C: High Point Station, rank: 2

5. Please provide detailed feedback on why you ranked the locations as you did and provide any other ideas or feedback you wish to help the process moving forward: The

Park is a beautiful undeveloped gathering  
place. why mess it up?

6. Regarding funding, are you supportive of a bond? YES  NO
7. Regarding funding, would you like to see private donations\* to help cover costs?  
YES  NO

\*If Yes, please provide name and contact information for anyone who may be interested, and the City will reach out.

**Thank you for your feedback! Your opinion is very important to this process.**

**Disclaimer:** The results of this feedback form are for informational purposes only and do not constitute a vote of any kind. This feedback information will be provided to the city council and will result in a summary report available to the public. The city council may then choose to vote on putting a new station on a future ballot for a public vote of citizens, seek more information, or do nothing.

