

# **MAYOR'S SURVEY RESULTS AND STATEMENT**

*Preliminary Report - 10/11/2022*

## **Statistics**

TOTAL RESPONDENTS – 291

The survey period was from 7-20-2022 to 10-1-2022 - just over 2 months. This survey was distributed as paper within the August and September water billings. eBilled customers received it as an attached .pdf document. By comparison:

- 2021 survey was open for just over a month and received 554 responses - paper & online available
- 2019 survey was open for 3 months and received 947 responses - paper & online available

-Approximately 1630 surveys were distributed.

-(4) surveys have been received since October 1 and have not been entered.

The attached report graphs the results.

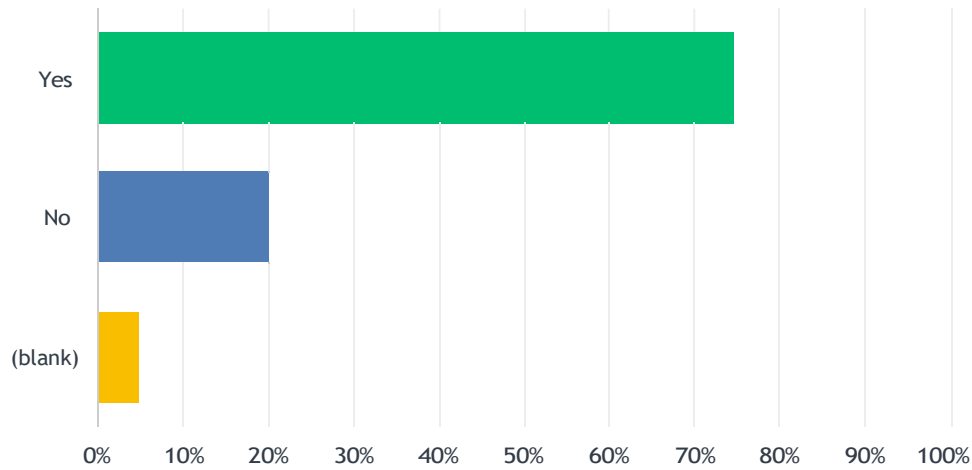
## **Statement**

At the Mayor's request, a copy of the comments are not included with this particular report. The Mayor has not finished reading the comments yet. In order to honor the public's request to see the results, this preliminary report is being released.

Once the Mayor has finished reading all of the survey comments, a final report that includes them all will be released to the public.

## Q1 Do you feel Gearhart is in need of a new fire/police station?

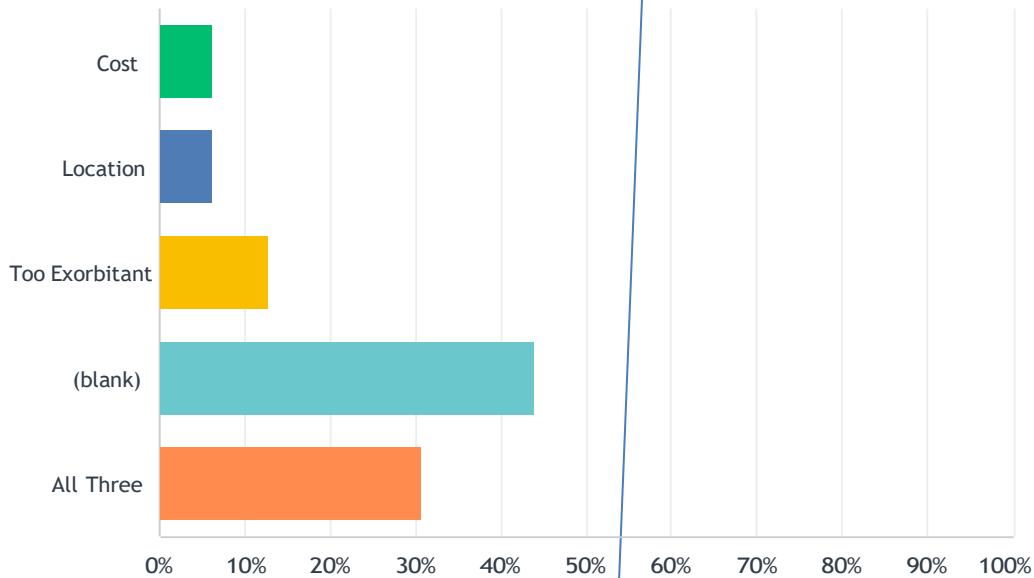
Answered: 291 Skipped: 0



ANSWER CHOICES	RESPONSES	
Yes	74.57%	217
No	20.62%	60
(blank)	4.81%	14
Total Respondents: 291		

## Q2 If you voted no on the May bond issue, please circle why.

Answered: 257 Skipped: 34



ANSWER CHOICES	RESPONSES		
Cost	6.23%	5.50%	16
Location	6.23%	5.50%	16
Too Exorbitant	12.84%	11.34%	33
(blank)	43.97%	38.83%	113
All Three	30.74%	27.15%	79
TOTAL			257

**TOTAL 257 + SKIPPED 34 = 291 Total Respondents**

Some respondents chose different combinations of the answer choices. These were marked and entered as Other Combination.

The "34 skipped" represent these Other Combination responses. The percentages based off 291 total respondents are as follows:

-Cost & Location – (11) – 3.78%

-Location & Too Exorbitant – (8) – 2.75%

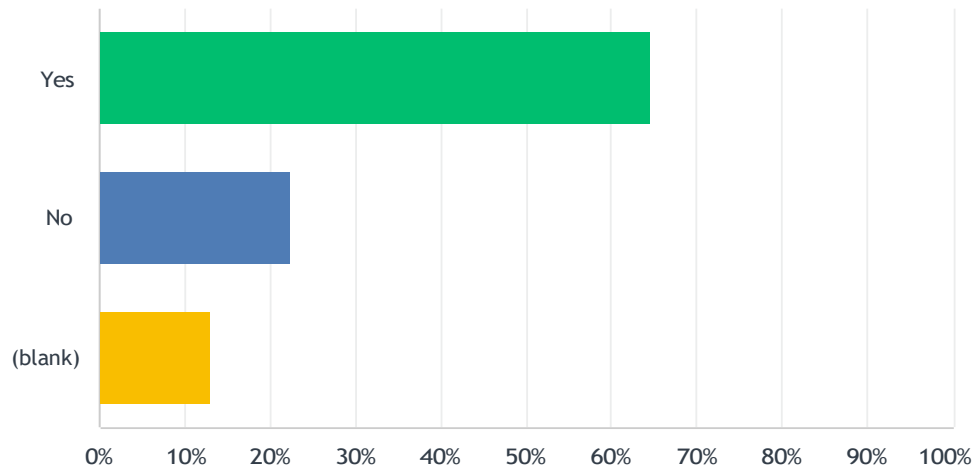
-Cost & Too Exorbitant – (11) – 3.78%

-Other Comment – (4) – 1.37%

True percentages out of the 291 are also noted above.

### Q3 Would you support a bond for a fire/police station downtown?

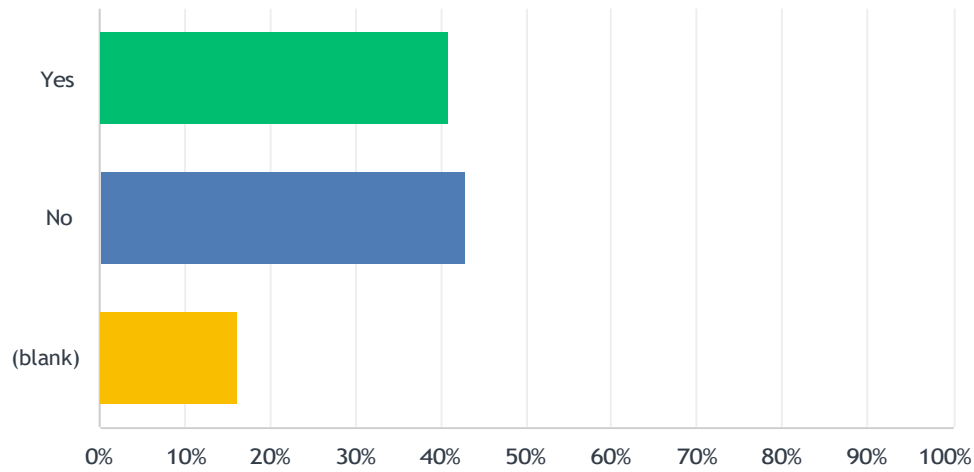
Answered: 291 Skipped: 0



ANSWER CHOICES	RESPONSES	
Yes	64.60%	188
No	22.34%	65
(blank)	13.06%	38
Total Respondents: 291		

## Q4 Would you support a bond for a fire/police station AND new city hall?

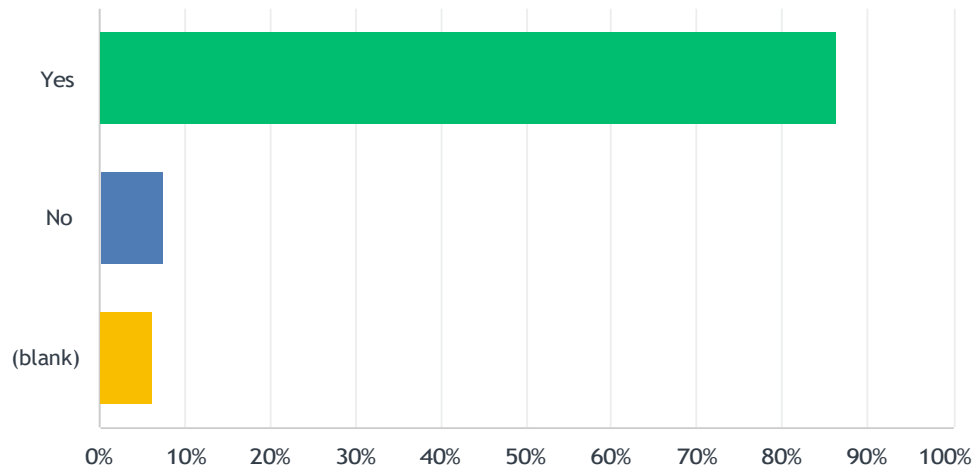
Answered: 291 Skipped: 0



ANSWER CHOICES	RESPONSES	
Yes	40.89%	119
No	42.96%	125
(blank)	16.15%	47
Total Respondents: 291		

## Q5 Do you plan to vote this November?

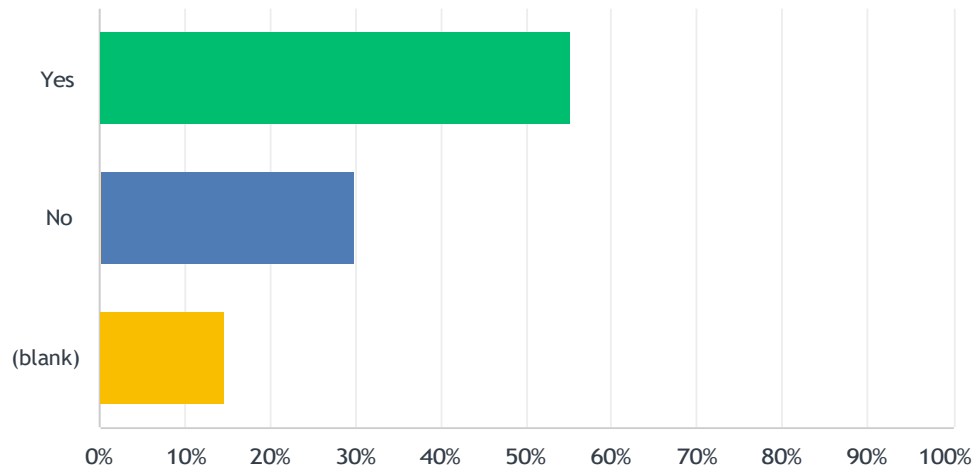
Answered: 291 Skipped: 0



ANSWER CHOICES	RESPONSES	
Yes	86.25%	251
No	7.56%	22
(blank)	6.19%	18
Total Respondents: 291		

## Q6 Would you participate in a Town Hall Meeting?

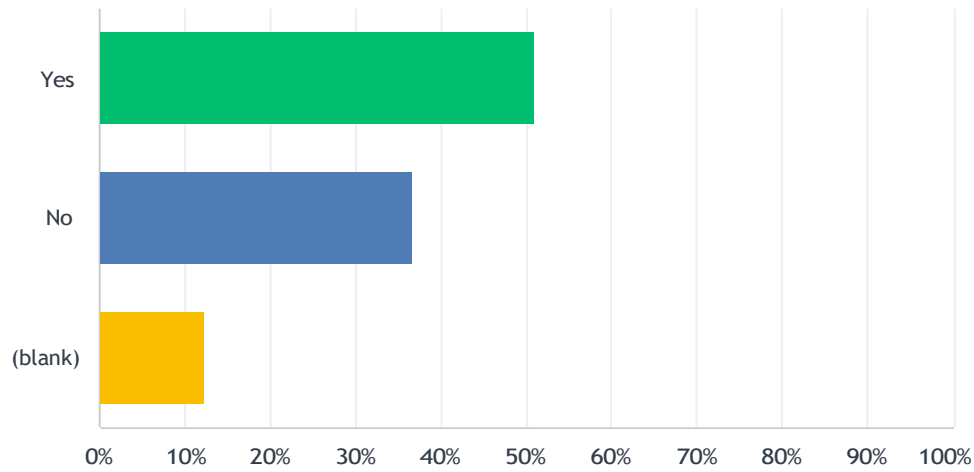
Answered: 291 Skipped: 0



ANSWER CHOICES	RESPONSES	
Yes	55.33%	161
No	29.90%	87
(blank)	14.78%	43
Total Respondents: 291		

## Q7 Do you feel the city does an adequate job of informing the community?

Answered: 291 Skipped: 0



ANSWER CHOICES	RESPONSES	
Yes	50.86%	148
No	36.77%	107
(blank)	12.37%	36
Total Respondents: 291		



## Q8 Placeholder for handwritten comments

Answered: 185 (blank): 106

## COMMENT TRENDS

	RESPONSES	
Elevation Important / no THOZ location	7.57%	14
Fire Only – no police/city hall	4.32%	8
H2o Bonds – payoff first	1.08%	2
Merge w/ Seaside	1.08%	2
Non-Resident-N/A – can't vote	13.51%	25
Park – preferred location	4.32%	8
Upgrade/Rehab Current Location	5.41%	10
Voted Yes	9.19%	17
Other / Mix	53.51%	99
Total Respondents: 185		

